

Weatherly #148

27.12 (Industrial)

August 2022

Supersedes 27.12 (Industrial) | April, 2019



PEERLESS®

A KITO GROUP COMPANY

2023

OVERHEAD LIFTING



CARGO CONTROL



HARDWARE



MARINE



Visit Us Online: www.peerlesschain.com | 800.873.1916

PEERLESS A KITO GROUP COMPANY 27.12



PEERLESS[®]
A **KITO** GROUP COMPANY

Peerless Industrial Group Inc., the Largest U.S. Chain Manufacturer

Peerless Industrial Group has been innovating successful products for over 100 years. Today, as an industry leader in multiple market segments including lifting and rigging, cargo control and traction product solutions, we utilize our exceptional design, engineering, manufacturing, and quality teams, to develop crucial products for the wide variety of markets we serve. Peerless is part of KITO Corporation's global network providing our customers access to cargo control, traction, overhead lifting, material handling, marine, and hardware products.

This catalog represents of the most commonly manufactured chain products offered by the Peerless Industrial Group. Since 1917, Peerless has developed these chain products for a wide variety of different industries and applications. Our expansive chain offering extends well beyond the products you see displayed in our catalog. If your application requires the need for a special chain, fitting, or assembly, please contact your Peerless Representative or Customer Service for additional assistance.

PEERLESS, YOUR LINK TO QUALITY, STRENGTH & SERVICE.

The information and products found within this catalog are available and kept up-to-date on our website at **www.peerlesschain.com**. Please visit our website for additional information, to view our full line of products, for further technical information and safety guidelines, and to learn more about our company.

**WEATHERLY #148
27.12 (INDUSTRIAL)
AUGUST, 2022**

SUPERSEDES 27.12 (INDUSTRIAL)
APRIL, 2019

OVERHEAD LIFTING 04-48

CARGO CONTROL 49-76

HARDWARE CHAIN 77-94

CHAIN ACCESSORIES 95-104

MISCELLANEOUS HARDWARE 105-117

MARINE 118-133

SAFETY GUIDELINES 134-145

INDEX 146-150



www.peerlesschain.com

**Our Website Contains a Full Line of Chain
and Accessory Products Ready to View**

OVERHEAD LIFTING

Grade 80 & 100 Alloy Chain	5-6
Chain Sling Information	7-13
Accoloy® Standard Magnet Chains	14
Component Reference	15-17
Oblong Master Links	18-20
Other Alloy Components	21, 26
Sub-Assemblies	22-23
Master Link Assemblies w/Shortening Hook	24-25
Coupling Links	26-27
Sling Hooks	28-29
Grab Hooks	30-31
Foundry Hooks	32-33
Self-Locking Hooks	33-35
Replacement Parts	36-37
ID Tags for Slings	38
Shackles	38-39
Standard Alloy Components	40-41
Grade 50 316L Stainless Chain	42
316 Stainless Steel Components	43-45
Insulated Swivel Hook	46

MEETS INDUSTRY OVERHEAD LIFTING STANDARDS



OVERHEAD LIFTING APPROVED
Product (or products) with this symbol meet or exceed the overhead lifting industry required standards.



Alloy Chain

Peerless alloy chain is rugged, versatile, high-strength, low-weight chain manufactured from special analysis alloy steel. It is quenched and tempered before proof testing and the ultimate tensile strength is over twice that of ordinary steel chain.

G100 Alloy Chain

Similar to the Grade 80 chain, Grade 100 chain is commonly used for overhead lifting applications, however, Grade 100 chain has the greatest strength to weight ratio of the alloy chains. With a 4-to-1 design factor, Peerless Grade 100 chain and components meet the latest guidelines of the National Association of Chain Manufacturers (NACM), ASTM A952/A952M and ASTM A973/A973M. For fast identification, Peerless Grade 100 chain is embossed USA and stamped P10. **For quality control purposes, Peerless chain is date coded for easy traceability.**

Full Drum

Stock #		Trade Size		Wire Dia. (inches)	Inside Link Dim. (In.)		Ft. Per Drum	Net Wt. (Lbs.)	WLL	
Black	Silver Shield™	Inches	MM		Length (Nominal)	Width (Nominal)			Lbs.	Kgs.
5510223	5510243	9/32	7	0.29	0.87	0.42	800	616	4,300	1,950
5510323	5510343	5/16	8	0.33	1.01	0.49	500	560	5,700	2,585
5510423	5510443	3/8	10	0.39	1.23	0.58	500	760	8,800	3,992
5510623	5510643	1/2	13	0.53	1.57	0.77	300	836	15,000	6,804
5510823	5510843	5/8	16	0.64	1.96	0.90	200	757	22,600	10,251
5510923	---	3/4	20	0.81	2.42	1.14	100	629	35,300	16,012
5511023	---	7/8	22	0.91	2.66	1.25	100	794	42,700	19,368
5511123	---	1	26	1.06	3.09	1.42	50	505	59,700	27,079

Now Available with Silver Shield™ finish!

The Peerless proprietary Silver Shield™ process is a Zinc Mechanical Deposit galvanizing coating. The Silver Shield process is an applicable corrosion prevention technology for high strength alloy chain like G100 or G80. The chain is not heated during the galvanizing process so there is no reduction in working load limit.

Half Drum

Stock #	Trade Size		Wire Dia. (inches)	Inside Link Dim. (In.)		Ft. Per Drum	Net Wt. (Lbs.)	WLL	
	Inches	MM		Length (Nominal)	Width (Nominal)			Lbs.	Kgs.
5510224	9/32	7	0.29	0.87	0.42	400	308	4,300	1,950
5510324	5/16	8	0.33	1.01	0.49	250	280	5,700	2,585
5510424	3/8	10	0.39	1.23	0.58	250	380	8,800	3,992
5510624	1/2	13	0.53	1.57	0.77	150	418	15,000	6,804
5510824	5/8	16	0.64	1.96	0.90	100	379	22,600	10,251



WHY CHOOSE GRADE 100 OVER GRADE 80?

- Grade 100 is on average a 25% greater Working Load Limit (WLL) over Grade 80.
- Users can experience more working power (WLL) with a smaller diameter chain based upon application.
- Grade 100 reduces the wear on the outer links from dragging on continuous contact with abrasive materials - and because Grade 100 is harder and more durable, inner link wear associated with normal use is reduced as well - which extends the life of the chain.
- Special chemistry and heat treating processes make Grade 100 our strongest chain option.



DO NOT EXCEED CAPACITY! See the CAUTIONS & WARNINGS section before using these products. Pages 134-145.



Alloy Chain cont.

G80 Alloy Chain



Grade 80 chain is commonly used for overhead lifting applications because of its excellent energy absorption properties. Peerless Grade 80 chain meets the latest guidelines of the National Association of Chain Manufacturers (NACM) and ASTM A391/A391M. This is in line with the higher 4-to-1 design factor required by the International Standards Organization (ISO). For fast identification, Peerless Grade 80 chain is embossed USA and stamped P8. **For quality control purposes, Peerless chain is date coded for easy traceability.**

Full Drum

Stock #	Trade Size		Wire Dia. (inches)	Inside Link Dim. (In.)		Ft. Per Drum	Net Wt. (Lbs.)	WLL	
	Inches	MM		Length (Nominal)	Width (Nominal)			Lbs.	Kgs.
5050223	9/32	7	0.28	0.83	0.42	800	610	3,500	1,588
5050323	5/16	8	0.31	0.95	0.48	500	463	4,500	2,041
5050423	3/8	10	0.39	1.19	0.56	500	737	7,100	3,221
5050623	1/2	13	0.52	1.54	0.76	300	765	12,000	5,443
5050823	5/8	16	0.63	1.89	0.90	200	725	18,100	8,210
5050923	3/4	20	0.78	2.42	1.14	100	575	28,300	12,837
5051023	7/8	22	0.91	2.66	1.25	100	788	34,200	15,513
5051123	1	26	1.03	2.89	1.42	50	549	47,700	21,636
5051223*	1-1/4	32	1.26	3.78	1.64	66	1080	72,300	32,795
5051323*	1-1/2	38	1.50	4.49	1.93	50	1082	100,000	45,359
5051423*	1-3/4	45	1.77	5.32	2.30	98**	2989	131,250	59,534
5051523*	2	50	1.97	5.91	2.56	80**	3011	175,000	79,379

*Sourced by Peerless Industrial Group ** Packaged in wooden box

Half Drum

Stock #	Trade Size		Wire Dia. (inches)	Inside Link Dim. (In.)		Ft. Per Drum	Net Wt. (Lbs.)	WLL	
	Inches	MM		Length (Nominal)	Width (Nominal)			Lbs.	Kgs.
5050224	9/32	7	0.28	0.83	0.42	400	305	3,500	1,588
5050324	5/16	8	0.31	0.95	0.48	250	232	4,500	2,041
5050424	3/8	10	0.39	1.19	0.56	250	369	7,100	3,221
5050624	1/2	13	0.52	1.54	0.76	150	383	12,000	5,443

LARGE DIAMETER CHAIN

With impressive lifting ranges of 100,000 to 454,600 lbs (3 and 4 leg slings), large diameter chain can be used for virtually any heavy lifting application. When Peerless developed their revolutionary 8 step manufacturing process, we didn't make any compromises. Our goal was to manufacturer the best quality large diameter chain in the market today. We have incorporated technology advances such as flash welding – the best and most consistent way to weld chain today. Great chain is a function of design as well. You will find the strength enhancing features of triple alloy with nickel, chromium, molybdenum and links with a single weld. When you consider all of these enhancements, plus the assurance of proof testing and certification, you will realize that Peerless large diameter alloy chain is tough enough to handle any lifting application.



Chain Sling Working Load Limit Specifications

Use this table as a guide to determine which chain sizes and leg styles are best for your requirements. Using the maximum load (or loads) you will lift, and the angle of lift required – work to the left across this table to determine proper chain size for your sling. Working load limit of the chain and components is established as pounds applied at the indicated degrees from horizontal. The rated capacity of the sling must be based on the smallest horizontal angle. For angles not shown, use the next lower angle or have a qualified person calculate the rated load for the new angle. When using hooks in a shortening (grab) or choker application, the Working Load Limit (WLL) of the sling must be reduced by 20%.

Chain Size		Single Leg Sling	Double Leg Sling			Triple & Quad Leg Sling		
Inches	MM		60°	45°	30°	60°	45°	30°
Grade 80								
7/32	6	2,100	3,600	3,000	2,100	5,500	4,400	3,200
9/32	7	3,500	6,100	4,900	3,500	9,100	7,400	5,200
5/16	8	4,500	7,800	6,400	4,500	11,700	9,500	6,800
3/8	10	7,100	12,300	10,000	7,100	18,400	15,100	10,600
1/2	13	12,000	20,800	17,000	12,000	31,200	25,500	18,000
5/8	16	18,100	31,300	25,600	18,100	47,000	38,400	27,100
3/4	20	28,300	49,000	40,000	28,300	73,500	60,000	42,400
7/8	22	34,200	59,200	48,400	34,200	88,900	72,500	51,300
1	26	47,700	82,600	67,400	47,700	123,900	101,200	71,500
1-1/4	32	72,300	125,200	102,200	72,300	187,800	153,400	108,400
1-1/2	38	100,000	173,200	141,400	100,000	259,800	212,100	150,000
1-3/4	45	131,250	227,300	185,600	131,250	341,000	278,400	196,900
2	50	175,000	303,100	247,500	175,000	454,600	371,200	262,500
Grade 100								
7/32	6	2,700	4,700	3,800	2,700	7,000	5,700	4,000
9/32	7	4,300	7,400	6,100	4,300	11,200	9,100	6,400
5/16	8	5,700	9,900	8,100	5,700	14,800	12,100	8,500
3/8	10	8,800	15,200	12,400	8,800	22,900	18,700	13,200
1/2	13	15,000	26,000	21,200	15,000	39,000	31,800	22,500
5/8	16	22,600	39,100	32,000	22,600	58,700	47,900	33,900
3/4	20	35,300	61,100	49,900	35,300	91,700	74,900	53,000
7/8	22	42,700	74,000	60,400	42,700	110,900	90,600	64,000
1	26	59,700	103,400	84,400	59,700	154,800	126,400	89,300

- DO NOT** load an assembly in excess of the rated working load limits in the chart above.
- DO NOT** put an unequal load on one leg of a sling. Distribute the load evenly.
- DO NOT** expose assembly to impact, rapid lifts or sudden stops.
- DO NOT** tie knots or allow chains to become twisted.
- DO NOT** use chain that appears to be defective, worn or damaged.
- DO NOT** fasten chain over sharp corners or edges. Protect with padding.
- DO NOT** tip load hooks. The latch must NEVER support the load.

When using non-cradle or non-shortening grab hooks in a shortening or choker application, the Working Load Limit (WLL) of the sling must be reduced by 20%

Reference the **SAFETY GUIDELINES** section of this catalog for more information.



DO NOT EXCEED CAPACITY!
See the CAUTIONS & WARNINGS section before using these products. Pages 134-145.

Welded Chain Slings

Welded Chain Slings – the Traditional System

Welded chain slings are manufactured at our factory to your specifications to meet your lifting needs. Through the use of serial numbers, Peerless maintains full traceability of manufactured products should the welded chain sling require servicing or for inspection. The rated capacity of a sling cannot be altered since its welded construction prevents on site tampering.

Peerless welded chain slings are available with special attachments such as stirrup, plate, 'J' hooks, die pins and hooks, lifting tong, shackles and other custom devices. Contact us directly for information regarding a custom chain sling build to your specifications or complete the online form at www.peerlesschain.com/custom-order-forms/custom-chain-slings.

Peerless Chain Grades 80 and 100, Welded Chain Slings and Components meet or exceed all existing OSHA, Federal, NACM and ASTM (ASTM A906/A906M) chain specifications requirements.

Mechanical Chain Slings

Mechanical Chain Slings – the Flexible System

Mechanical Chain Slings save on costly down time since they can be repaired and altered on site. No more waiting for shipments. No more returning slings for factory repairs. Service is as close as your nearest Peerless distributor. Components are manufactured under rigid quality control standards and meet or exceed the capacity of Grade 80/100 chain.

MECHANICAL SLING ADVANTAGES

- Eliminates all protrusions and the possibility of catching or snagging.
- Exclusive Spirol retaining pins receive no load. These spring steel pins are used solely as a retention device.
- The clevis portion of the components act as a built in gauge and will accept only the proper chain link size.
- Every component has forged markings indicating the chain size to be used with it.

INFORMATION FOR CALCULATING CHAIN LENGTH

Single Leg Type: If the measurement comes within the link, the following link is cut. Reach given should be minimum.


2 Leg Type: The required chain length is measured and cut (same as single leg). The first and last links should lie in opposite planes – this allows hooks and attachments to point away from the load. Cut the second leg with the same number of links.

3 & 4 Leg Type: The cutting length is measured and number of links counted. Must be an odd number of links (due to secondary links on Master Link Assembly) so hooks hang on correct plane, pointing out. Chain lengths for additional legs are cut with the same number of links. If the reach is over five feet (1.52m), add the difference to the figures in "Cut Chain Length Needed for 5' Reach" column found in the tables on the next few pages. If reach is less than five feet (1.52m), subtract the difference. A metal tag showing the sling reach will be attached to the sling.

EXAMPLE: Required reach – 8 ft. (2.44m) | Sling type and size – CO 9/32" (7mm) chain | Add 3 feet (0.92m)(reach over 5' (1.52m) to figure shown in chart under Type SOO – 9/32" (7mm) chain is 4' 1" (1.14m). | 7' 1" (2.16m) = cut chain length for 8' (2.44m) reach.

Alloy Chain Slings

Types of Chain Slings



WELDED
(DOS)



MECHANICAL
(SOS)

Attachments		
Type	One End	Opposite End
Single Chain Slings		
SOS	Oblong Link	Sling Hook
SOG	Oblong Link	Grab Hook
SGS	Grab Hook	Sling Hook
SGG	Grab Hook	Grab Hook
SSS	Sling Hook	Sling Hook
SOF	Oblong Link	Foundry Hook
SOO	Oblong Link	Oblong Link
Double Chain Slings		
DOS	Oblong Link	Sling Hooks
DOG	Oblong Link	Grab Hooks
DOF	Oblong Link	Foundry Hooks
Triple Chain Slings		
TOS	Oblong Link	Sling Hooks
TOG	Oblong Link	Grab Hooks
TOF	Oblong Link	Foundry Hooks
Quadruple Chain Slings		
QOS	Oblong Link	Sling Hooks
QOG	Oblong Link	Grab Hooks
QOF	Oblong Link	Foundry Hooks

Determining the Proper Chain Sling


To select the proper chain sling for lifting, the weight and configuration of the load to be lifted must first be determined. Then, the following information is needed.

- 1. TYPE:** According to the weight and configuration of the load, determine the type of chain sling required from the table above.
- 2. SIZE:** This is specified by the size of the material from which the chain is made, determined by working load limit required. Be sure to consider the angle of lift.
- 3. REACH:** This is the length, including attachments, from bearing point to bearing point.

When hot galvanizing is specified our recommended working load limits must be reduced. Please contact us with all such inquires.



SOO




SOS or SOSH




SOG




SOF



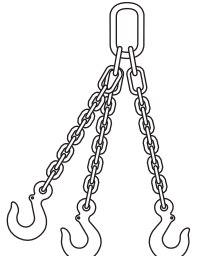
DOS



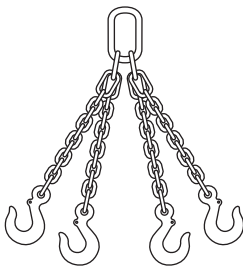
DOG



DOF




TOS



QOS




Adjustable Single



Adjustable Double



Single Endless Basket



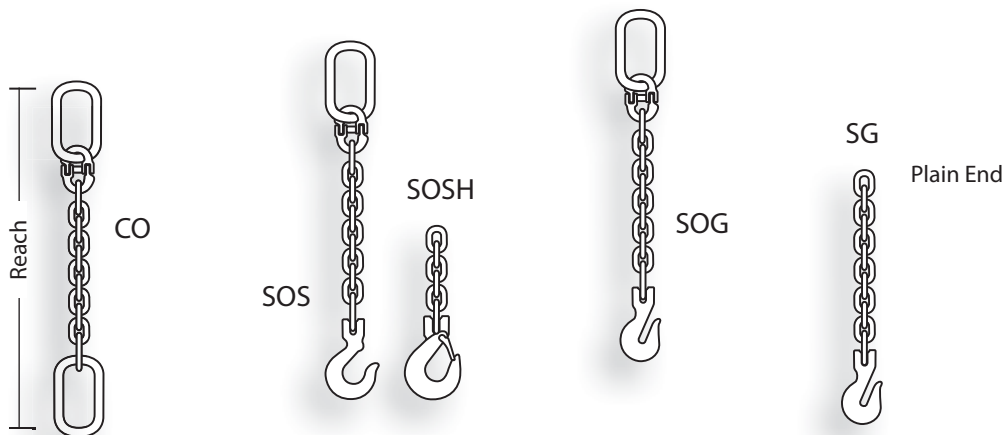
Double Endless Basket



DO NOT EXCEED CAPACITY!
See the CAUTIONS & WARNINGS section before using these products. Pages 134-145.

OVERHEAD LIFTING

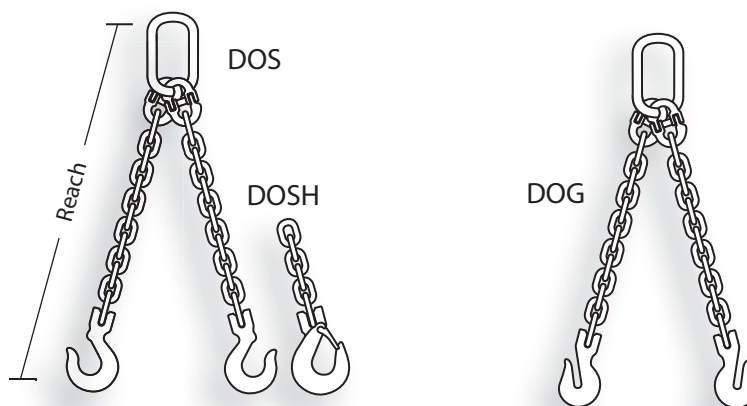
Mechanical Single Chain Slings



Size of Chain		WLL at 90° (Lbs.)	Oblong Master Link	Coupling Link	SOO/CO		SOS Sling Hooks SOSH Safety Hook			SOG Grab Hook		
Inch	MM				Cut Chain Needed for 5' Reach		Part #	Cut Chain Needed for 5' Reach		Part #	Cut Chain Needed for 5' Reach	
		*ft. - in.	Links	*ft. - in.	Links	*ft. - in.		Links				
9/32	7	4,300	8451000	8453100	4' - 1"	55	8418200	4' - 3"	58	8428200	4' - 5"	60
3/8	10	8,800	8451200	8453210	3' - 11"	37	8418400	4' - 2"	40	8428400	4' - 2"	40
1/2	13	15,000	8451300	8453300	3' - 8"	27	8418600	4'	30	8428610	4'	30
5/8	16	22,600	8451400	8453400	3' - 4"	19	8418700	3' - 9"	22	8428710	4' - 1"	24
3/4	20	35,300	8451500	8453510	3' - 3"	15	8418800	3' - 10"	18	8428810	3' - 10"	18
7/8	22	42,700	8451600	8453610	2' - 8"	11	8418900	3' - 5"	14	8428910	3' - 5"	14

*Cut Chain length is rounded to nearest inch.

Mechanical Double Chain Slings

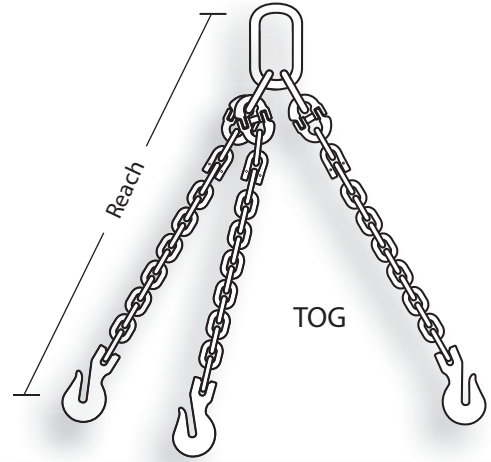
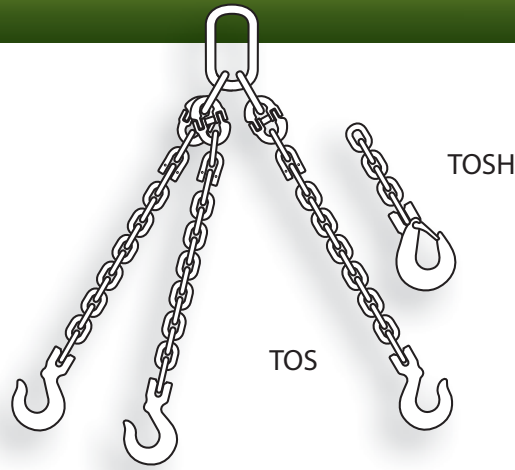


Size of Chain		WLL at 60° (Lbs.)	Oblong Master Link	Coupling Link	DOS Sling Hooks DOSH Safety Hook			DOG Grab Hook		
Inch	MM				Cut Chain Needed for 5' Reach		Part #	Cut Chain Needed for 5' Reach		Part #
		*ft. - in.	Links	*ft. - in.	Links	*ft. - in.		Links		
9/32	7	7,400	8451100	8453100	8418200	4' - 5"	58	8428200	4' - 5"	60
3/8	10	15,200	8451300	8453210	8418400	4'	38	8428400	4' - 2"	40
1/2	13	26,000	8451400	8453300	8418600	3' - 10"	28	8428610	4'	30
5/8	16	39,100	8451500	8453400	8418700	3' - 9"	22	8428710	3' - 9"	22
3/4	20	61,100	8451600	8453510	8418800	3' - 5"	16	8428810	3' - 5"	16
7/8	22	74,000	8451700	8453610	8418900	3' - 5"	14	8428910	3' - 5"	14

*Cut Chain length is rounded to nearest inch.



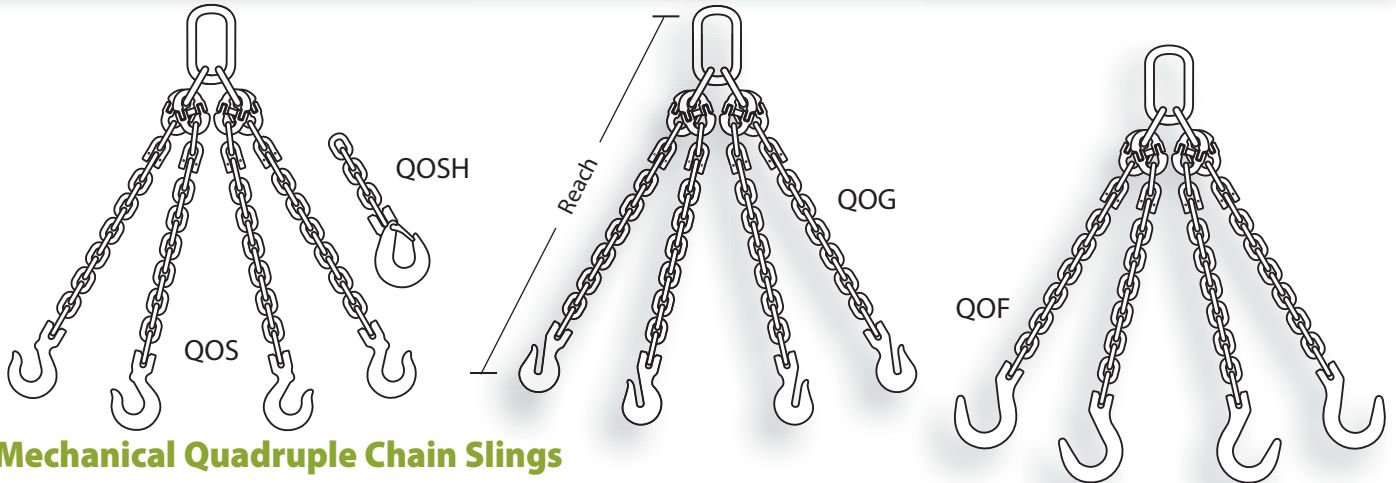
CHAIN SLING INFORMATION



Mechanical Triple Chain Slings

Size of Chain		WLL at 60° (Lbs.)	Oblong Master Link w/ Sub-Assemblies (small sub-links)	Coupling Link	TOS Sling Hooks TOSH Safety Hook			TOG Grab Hook		
Inch	MM				Part #	Cut Chain Needed for 5' Reach		Part #	Cut Chain Needed for 5' Reach	
		*ft. - in.	Links			*ft. - in.	Links			
9/32	7	11,200	8452110	8453100	8418200	4' - 1"	55	8428200	4' - 1"	55
3/8	10	22,900	8452310	8453210	8418400	3' - 8"	35	8428400	3' - 11"	37
1/2	13	39,000	8452410	8453300	8418600	3' - 5"	25	8428610	3' - 8"	27
5/8	16	58,700	8452510	8453400	8418700	3' - 3"	19	8428710	3' - 3"	19
3/4	20	91,700	8452610	8453510	8418800	2' - 10"	13	8428810	2' - 10"	13
7/8	22	110,900	8452710	8453610	8418900	2' - 8"	11	8428910	2' - 8"	11

*Cut Chain length is rounded to nearest inch.



Mechanical Quadruple Chain Slings


Size of Chain		WLL at 60° (Lbs.)	Oblong Master Link w/ Sub-Assemblies (small sub-links)	Coupling Link	QOS Sling Hooks QOSH Safety Hook			QOG Grab Hook		
Inch	MM				Part #	Cut Chain Needed for 5' Reach		Part #	Cut Chain Needed for 5' Reach	
		*ft. - in.	Links			*ft. - in.	Links			
9/32	7	11,200	8452110	8453100	8418200	4' - 1"	55	8428200	4' - 1"	55
3/8	10	22,900	8452310	8453210	8418400	3' - 8"	35	8428400	3' - 11"	37
1/2	13	39,000	8452410	8453300	8418600	3' - 5"	25	8428610	3' - 8"	27
5/8	16	58,700	8452510	8453400	8418700	3' - 3"	19	8428710	3' - 3"	19
3/4	20	91,700	8452610	8453510	8418800	2' - 10"	13	8428810	2' - 10"	13
7/8	22	110,900	8452710	8453610	8418900	2' - 8"	11	8428910	2' - 8"	11

*Cut Chain length is rounded to nearest inch.



DO NOT EXCEED CAPACITY!
See the CAUTIONS & WARNINGS section before using these products. Pages 134-145.

OVERHEAD LIFTING

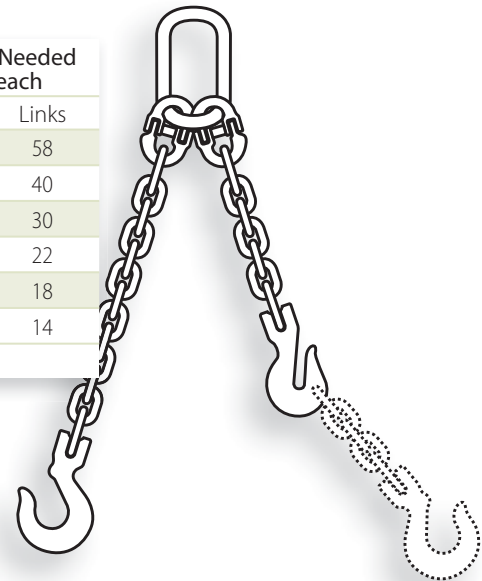


ASOS
Style 1: No chain on short leg (*grab hook only*)

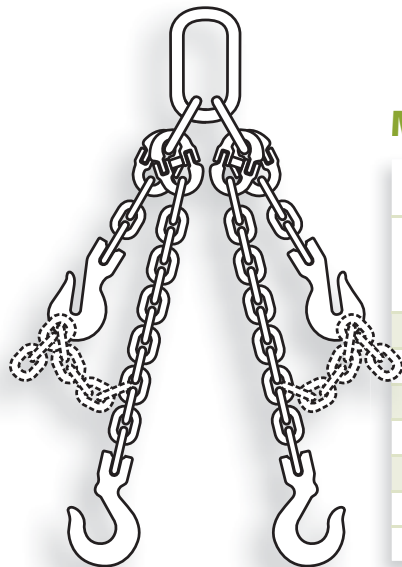
Mechanical Adjustable Single Slings

Size of Chain		WLL at 90° (Lbs.)	Oblong Master Link	Coupling Link	Grab Hook	Sling Hook	Cut Chain Needed for 5' Reach	
Inch	MM						*ft. - in.	Links
9/32	7	4,300	8451000	8453100	8428200	8418200	4' - 3"	58
3/8	10	8,800	8451200	8453210	8428400	8418400	4' - 2"	40
1/2	13	15,000	8451300	8453300	8428610	8418600	4'	30
5/8	16	22,600	8451400	8453400	8428710	8418700	3' - 9"	22
3/4	20	35,300	8451500	8453510	8428810	8418800	3' - 10"	18
7/8	22	42,700	8451600	8453610	8428910	8418900	3' - 5"	14

*Cut Chain length is rounded to nearest inch.



ASOS
Style 2: One foot chain on short leg (*plus grab hook*)



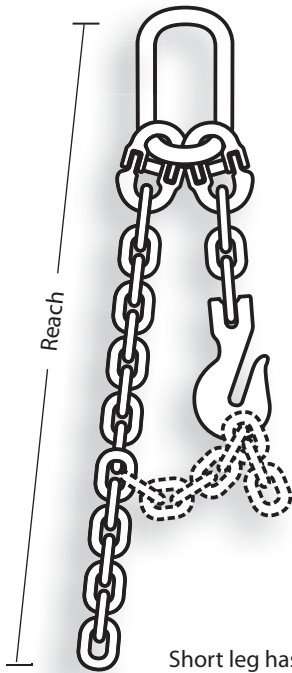
ADOS

Mechanical Adjustable Double Slings

Size of Chain		WLL at 60° (Lbs.)	Oblong Master Link w/ Sub-Assemblies (small sub-links)	Coupling Link	Grab Hook	Safety Hook or Sling Hook	Cut Chain Needed for 5' Reach (Per Leg)	
Inch	MM						*ft. - in.	Links
9/32	7	7,400	8452100	8453100	8428200	8418200	4' - 5"	58
3/8	10	15,200	8452300	8453210	8428400	8418400	4'	38
1/2	13	26,000	8452400	8453300	8428610	8418600	3' - 10"	28
5/8	16	39,100	8452500	8453400	8428710	8418700	3' - 9"	22
3/4	20	61,100	8452600	8453510	8428810	8418800	3' - 5"	16
7/8	22	74,000	8452700	8453610	8428910	8418900	3' - 5"	14

*Cut Chain length is rounded to nearest inch.





Short leg has one foot of chain & a Grab Hook.

Mechanical Adjustable Single Loop Slings

Size of Chain		WLL at 60° (Lbs.)	Oblong Master Link	Coupling Link	Grab Hook	Sling Hook	Cut Chain Needed for 5' Reach	
Inch	MM						*ft. - in.	Links
9/32	7	7,400	8451100	8453100	8428200	8418200	4' - 5"	58
3/8	10	15,200	8451300	8453210	8428400	8418400	4'	38
1/2	13	26,000	8451400	8453300	8428610	8418600	3' - 10"	28
5/8	16	39,100	8451500	8453400	8428710	8418700	3' - 9"	22
3/4	20	61,100	8451600	8453510	8428810	8418800	3' - 5"	16
7/8	22	74,000	8451700	8453610	8428910	8418900	3' - 5"	14

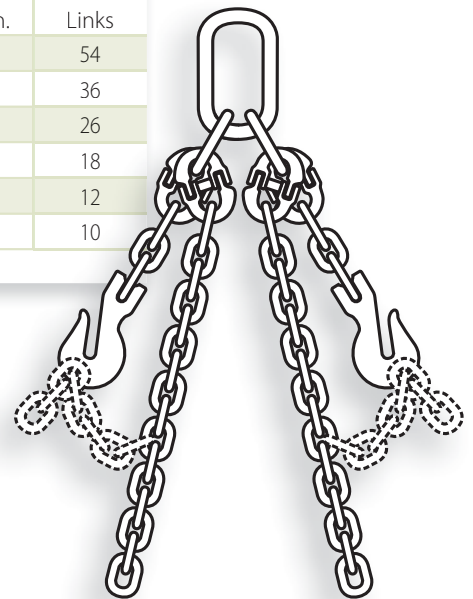
*Cut Chain length is rounded to nearest inch.

Mechanical Adjustable Double Loop Slings

Size of Chain		WLL at 60° (Lbs.)	Oblong Master Link w/ Sub-Assemblies (small sub-links)	Coupling Link	Grab Hook	Safety Hook or Sling Hook	Cut Chain Needed for 5' Reach	
Inch	MM						*ft. - in.	Links
9/32	7	11,200	8452110	8453100	8428200	8418200	4'	54
3/8	10	22,900	8452310	8453210	8428400	8418400	3' - 9"	36
1/2	13	39,000	8452410	8453300	8428610	8418600	3' - 6"	26
5/8	16	58,700	8452510	8453400	8428710	8418700	3' - 1"	18
3/4	20	91,700	8452610	8453510	8428810	8418800	2' - 7"	12
7/8	22	110,900	8452710	8453610	8428910	8418900	2' - 6"	10

*Cut Chain length is rounded to nearest inch.


Short leg has one foot of chain & a Grab Hook.



DO NOT EXCEED CAPACITY!
See the CAUTIONS & WARNINGS section before using these products. Pages 134-145.

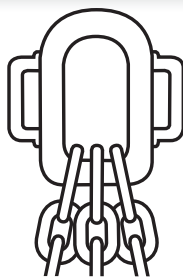


Accoloy® Standard Magnet Chains



Stock #	Chain Size		Master Link Dimensions (Inches)			Sublink Dimensions (Inches)			*Reach (5 Links)	Magnet Dia.	Lbs. Per Ea.	WLL (Lbs.) @ 60°
	Inch	MM	A	B	C	A	B	C				
537301000	5/8	16	1.750	6.000	10.000	0.875	2.250	5.500	30.625	up to 40	46	47,000
537301200	3/4	20	2.000	6.000	10.000	1.000	2.500	6.000	34.000	up to 45	66	73,500
537301400	7/8	22	2.250	6.500	11.500	1.000	2.500	6.000	36.875	up to 48	90	88,900
537301600	1	26	2.250	6.500	11.500	1.250	3.000	7.000	40.000	up to 60	122	123,900
537302000	1-1/4	32	2.500	6.500	12.750	1.500	3.000	7.000	45.500	60 & over	194	187,800

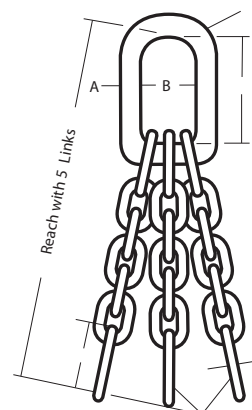
*Special order reaches available



Handles Optional



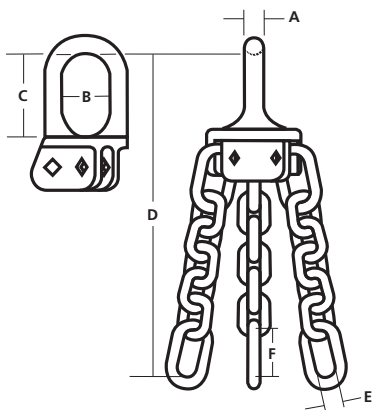
Pear Shaped Master Link Optional



Accoloy® Steady-Lift Magnetic Chains (3 Point Suspension)



Stock #	Chain Size		Dimensions (Inches)						# of Links	Magnet Dia. (Inches)	Lbs. Per Each	WLL (Lbs.)
	Inch	MM	A	B	C	D (Reach)	E	F				
537101600	1	26	2.250	7.000	12.000	43.000	3.000	7.000	5	up to 60	235	100,000
537102000	1-1/4	32	2.500	7.000	12.000	55.000	3.000	7.000	7	60 and over	375	150,000



Eliminates Costly Down Time With Lift After Lift, Built-In Dependability.

- **Ease of Use** - Designed so bail stands up while chain rests on floor, there is no wrestling with the bail for hook-up.
- **Balanced Loading** - Three point suspension offers superior stability.
- **Wearability** - Engineered and built for increased service life, with heat treated bail, pins, alloy chain and end links.
- **Less Down Time** - Easy inspection, replaceable pins, legs and bail mean more time on the job and fewer off-site repairs.

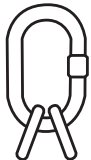
Replacement Parts

Magnet Chain Size (inches)	Pin	Leg	Yoke
1	537101630	537101620	537101610
1-1/4	537102030	537102020	537102010





Oblong Master



Sub-Assembly



Coupling Link



Eye Grab Hook



Clevis Grab Hook




Eye Sling Hook



Clevis Sling Hook



Eye Foundry Hook



Clevis Foundry Hook

V10™ Component Reference (Grade 100)

Single Leg Chain Slings

Chain Size		Oblong Master	Coupling Link	Eye Grab Hook	Clevis Grab Hook	Clevis Grab w/ Safety Pin	Eye Grab w/ Clevis Attachment	Eye Sling Hook	Clevis Sling Hook	Eye Foundry Hook	Eye Self-Locking Hook	Clevis Self-Locking Hook	Swivel Self-Locking Hook	Swivel Self-Locking Hook w/ Bearing
In.	MM													
7/32	6	8451000	8452900	8427100	8428100	8429100	8420100	8417100	8418100	-	8497100	8498100	8499100	8491100
9/32	7	8451000	8453100	8427200	8428200	8429200	8420200	8417200	8418200	8477200	8497200	8498200	8499200	8491200
5/16	8	8451100	8453000	8427200	8428200	8429200	8420200	8417200	8418200	8477200	8497200	8498200	8499200	8491200
3/8	10	8451200	8453210	8427400	8428400	8429400	8420400	8417400	8418400	8477400	8497400	8498400	8499400	8491400
1/2	13	8451300	8453300	8427600	8428610	8429620	8420600	8417600	8418600	8477600	8497600	8498600	8499600	8491600
5/8	16	8451400	8453400	8427700	8428710	8429720	8420700	8417700	8418700	8477700	8497700	8498800	8499700	8491700
3/4	20	8451500	8453510	8427800	8428810	8429800	-	8417800	8418800	8477800	8497800	8498000	8499800	8491800
7/8	22	8451600	8453610	8427900	8428910	8429900	-	8417900	8418900	-	8497900	8498900	8499900	8491900

Double Leg Chain Slings

Chain Size		Oblong Master	Coupling Link	Eye Grab Hook	Clevis Grab Hook	Clevis Grab w/ Safety Pin	Eye Grab w/ Clevis Attachment	Eye Sling Hook	Clevis Sling Hook	Eye Foundry Hook	Eye Self-Locking Hook	Clevis Self-Locking Hook	Swivel Self-Locking Hook	Swivel Self-Locking Hook w/ Bearing
In.	MM													
7/32	6	8451000	8452900	8427100	8428100	8429100	8420100	8417100	8418100	-	8497100	8498100	8499100	8491100
9/32	7	8451100	8453100	8427200	8428200	8429200	8420200	8417200	8418200	8477200	8497200	8498200	8499200	8491200
5/16	8	8451200	8453000	8427200	8428200	8429200	8420200	8417200	8418200	8477200	8497200	8498200	8499200	8491200
3/8	10	8451300	8453210	8427400	8428400	8429400	8420400	8417400	8418400	8477400	8497400	8498400	8499400	8491400
1/2	13	8451400	8453300	8427600	8428610	8429620	8420600	8417600	8418600	8477600	8497600	8498600	8499600	8491600
5/8	16	8451500	8453400	8427700	8428710	8429720	8420700	8417700	8418700	8477700	8497700	8498800	8499700	8491700
3/4	20	8451600	8453510	8427800	8428810	8429800	-	8417800	8418800	8477800	8497800	8498000	8499800	8491800
7/8	22	8451700	8453610	8427900	8428910	8429900	-	8417900	8418900	-	8497900	8498900	8499900	8491900

Triple & Quad Leg Chain Slings

Chain Size		Sub Assemblies		Coupling Link	Eye Grab Hook	Clevis Grab Hook	Clevis Grab w/ Safety Pin	Eye Grab w/ Clevis Attachment	Eye Sling Hook	Clevis Sling Hook	Eye Foundry Hook	Eye Self-Locking Hook	Clevis Self-Locking Hook	Swivel Self-Locking Hook	Swivel Self-Locking Hook w/ Bearing
In.	MM	Sm. Sub-Links	Lg. Sub-Links												
7/32	6	8452110	8452100	8452900	8427100	8428100	8429100	8420100	8417100	8418100	-	8497100	8498100	8499100	8491100
9/32	7	8452110	8452100	8453100	8427200	8428200	8429200	8420200	8417200	8418200	8477200	8497200	8498200	8499200	8491200
5/16	8	8452210	8452200	8453000	8427200	8428200	8429200	8420200	8417200	8418200	8477200	8497200	8498200	8499200	8491200
3/8	10	8452310	8452300	8453210	8427400	8428400	8429400	8420400	8417400	8418400	8477400	8497400	8498400	8499400	8491400
1/2	13	8452410	8452400	8453300	8427600	8428610	8429620	8420600	8417600	8418600	8477600	8497600	8498600	8499600	8491600
5/8	16	8452510	8452500	8453400	8427700	8428710	8429720	8420700	8417700	8418700	8477700	8497700	8498800	8499700	8491700
3/4	20	8452610	8452600	8453510	8427800	8428810	8429800	-	8417800	8418800	8477800	8497800	8498000	8499800	8491800
7/8	22	8452710	8452700	8453610	8427900	8428910	8429900	-	8417900	8418900	-	8497900	8498900	8499900	8491900

All components are Grade 100.




Single Sling



Double Sling



Triple Sling

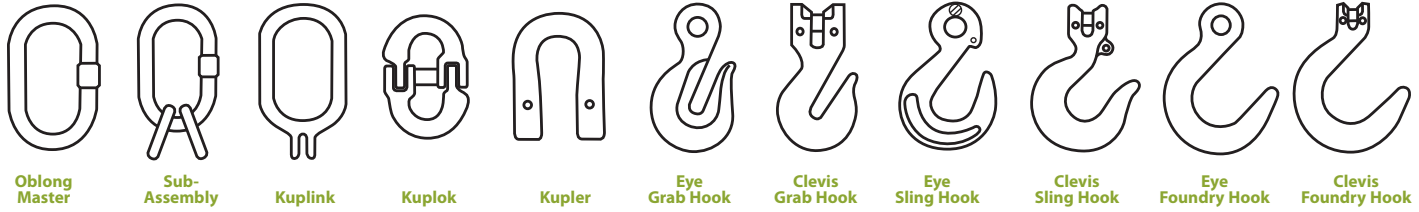


Quadruple Sling



DO NOT EXCEED CAPACITY!
See the CAUTIONS & WARNINGS section before using these products. Pages 134-145.

OVERHEAD LIFTING



Accoloy® Kuplex® Component Reference

Single Leg Chain Slings

Chain Size	Oblong Master	Kuplink*	Kupler*	Eye Grab Hook	Clevis Grab Hook	Eye Sling Hook	Clevis Sling Hook	Eye Foundry Hook	Clevis Foundry Hook
9/32	598350001††	598350011††	---	592252072††	598750072††	592353080††	598850080††	592454498††	598250498††
3/8	598350002††	598350012††	---	592252073††	598750073††	592353081††	598850081††	592454499††	598250499††
1/2	598350003††	598350013††	---	592252075††	598750075††	592353082††	598850082††	592454500††	598250500††
5/8	598350003††	598350014††	---	592252076††	598750076††	592353083††	598850083††	592454501††	598250501††
3/4	598350004††	598300015†	---	592202077†	598700077†	592303084†	598800084†	592404502†	598200502†
7/8	598350005	---	598100025†	592202078†	598700078†	592303085†	598800085†	592404503†	598200503†
1	598310006	---	599100026	592202079†	---	592303086†	598800086	592404504†	---
1-1/4	598300030	---	599100028	592202051†	---	592303088†	---	592404505†	---

Double Leg Chain Slings

Chain Size	Oblong Master	Kuplink*	Kupler*	Eye Grab Hook	Clevis Grab Hook	Eye Sling Hook	Clevis Sling Hook	Eye Foundry Hook	Clevis Foundry Hook
9/32	598350001††	594200400†	598150020†	592252072††	598750072††	592353080††	598850080††	592454498††	598250498††
3/8	598350002††	594200601††	598150021†	592252073††	598750073††	592353081††	598850081††	592454499††	598250499††
1/2	598350003††	594200801†	598150022†	592252075††	598750075††	592353082††	598850082††	592454500††	598250500††
5/8	598350004††	594201001†	598150023†	592252076††	598750076††	592353083††	598850083††	592454501††	598250501††
3/4	598350005	594201201†	598100024†	592202077†	598700077†	592303084†	598800084†	592404502†	598200502†
7/8	598310006	---	598100025†	592202078†	598700078†	592303085†	598800085†	592404503†	598200503†
1	598300030	---	599100026	592202079†	---	592303086†	598800086	592404504†	---
1-1/4	598300034	---	599100028	592202051†	---	592303088†	---	592404505†	---

Triple & Quad Leg Chain Slings

Chain Size	Sub Assemblies	Kuplok*	Kupler*	Eye Grab Hook	Clevis Grab Hook	Eye Sling Hook	Clevis Sling Hook	Eye Foundry Hook	Clevis Foundry Hook
9/32	599450401	594200400†	598150020†	592252072††	598750072††	592353080††	598850080††	592454498††	598250498††
3/8	599450601	594200601†	598150021†	592252073††	598750073††	592353081††	598850081††	592454499††	598250499††
1/2	599450801	594200801†	598150022†	592252075††	598750075††	592353082††	598850082††	592454500††	598250500††
5/8	599451001	594201001†	598150023†	592252076††	598750076††	592353083††	598850083††	592454501††	598250501††
3/4	599401201	594201201†	598100024†	592202077†	598700077†	592303084†	598800084†	592404502†	598200502†
7/8	599401401	---	598100025†	592202078†	598700078†	592303085†	598800085†	592404503†	598200503†
1	599401601	---	599100026	592202079†	---	592303086†	598800086	592404504†	---
1-1/4	599402001	---	599100028	592202051†	---	592303088†	---	592404505†	---

Values not specially marked are Grade 63.

† Values shown for these sizes are Grade 80.

†† Values shown for these sizes are Grade 100.



Single Sling



Double Sling



Triple Sling

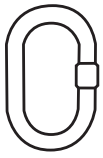


Quadruple Sling



WARNING

DO NOT EXCEED CAPACITY!
See the CAUTIONS & WARNINGS section before using these products. Pages 134-145.



Oblong Master



Sub-Assembly



Coupling Link



Eye Grab Hook



Clevis Grab Hook




Eye Sling Hook



Clevis Sling Hook



Eye Foundry Hook



Clevis Foundry Hook

PEER-LIFT® Component Reference (Grade 80)

Single Leg Chain Slings

Chain Size		Oblong Master*	Coupling Link	Eye Grab Hook	Clevis Grab Hook	Eye Sling Hook	Clevis Sling Hook	Eye Foundry Hook	Eye Self-Locking Hook	Clevis Self-Locking Hook	Swivel Self-Locking Hook
In.	MM										
9/32	7	8451000	8453280	8427280	8428280	8417280	8418280	8477280	8497280	8498280	8499280
5/16	8	8451100	8453180	8427280	8428280	8417280	8418280	8477280	8497280	8498280	8499280
3/8	10	8451200	8453380	8427480	8428480	8417480	8418480	8477480	8497480	8498480	8499480
1/2	13	8451300	8453480	8427680	8428680	8417680	8418680	8477680	8497680	8498680	8499680
5/8	16	8451400	8453580	8427780	8428780	8417780	8418780	8477780	8497780	8498780	8499780
3/4	20	8451500	8453680	8427880	8428880	8417880	8418880	8477880	-	-	-
7/8	22	8451600	8453780	8427980	8428980	8417980	8418980	-	-	-	-

*V10 Grade 100

Double Leg Chain Slings

Chain Size		Oblong Master*	Coupling Link	Eye Grab Hook	Clevis Grab Hook	Eye Sling Hook	Clevis Sling Hook	Eye Foundry Hook	Eye Self-Locking Hook	Clevis Self-Locking Hook	Swivel Self-Locking Hook
In.	MM										
9/32	7	8451100	8453280	8427280	8428280	8417280	8418280	8477280	8497280	8498280	8499280
5/16	8	8451200	8453180	8427280	8428280	8417280	8418280	8477280	8497280	8498280	8499280
3/8	10	8451300	8453380	8427480	8428480	8417480	8418480	8477480	8497480	8498480	8499480
1/2	13	8451400	8453480	8427680	8428680	8417680	8418680	8477680	8497680	8498680	8499680
5/8	16	8451500	8453580	8427780	8428780	8417780	8418780	8477780	8497780	8498780	8499780
3/4	20	8451600	8453680	8427880	8428880	8417880	8418880	8477880	-	-	-
7/8	22	8451700	8453780	8427980	8428980	8417980	8418980	-	-	-	-

*V10 Grade 100

Triple & Quad Leg Chain Slings

Chain Size		Sub Assemblies		Coupling Link	Eye Grab Hook	Clevis Grab Hook	Eye Sling Hook	Clevis Sling Hook	Eye Foundry Hook	Eye Self-Locking Hook	Clevis Self-Locking Hook	Swivel Self-Locking Hook
In.	MM	Sm. Sub-Links	Lg. Sub-Links									
9/32	7	8452110	8452100	8453280	8427280	8428280	8417280	8418280	8477280	8497280	8498280	8499280
5/16	8	8452210	8452200	8453180	8427280	8428280	8417280	8418280	8477280	8497280	8498280	8499280
3/8	10	8452310	8452300	8453380	8427480	8428480	8417480	8418480	8477480	8497480	8498480	8499480
1/2	13	8452410	8452400	8453480	8427680	8428680	8417680	8418680	8477680	8497680	8498680	8499680
5/8	16	8452510	8452500	8453580	8427780	8428780	8417780	8418780	8477780	8497780	8498780	8499780
3/4	20	8452610	8452600	8453680	8427880	8428880	8417880	8418880	8477880	-	-	-
7/8	22	8452710	8452700	8453780	8427980	8428980	8417980	8418980	-	-	-	-

*V10 Grade 100



Single Sling



Double Sling



Triple Sling



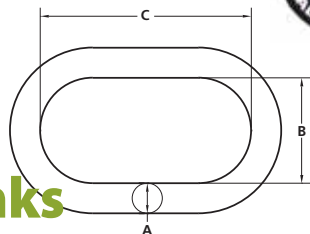
Quadruple Sling



DO NOT EXCEED CAPACITY!
See the CAUTIONS & WARNINGS section before using these products. Pages 134-145.



Oblong Master Links



Peerless® Oblong Master Links



- Proudly Made in the USA
- Welded & Forged Alloy Steel with either a self-colored or powder coated finish
- Peerless exceeds ASTM A906 & A952 requirements
- All oblong master links are proof tested
- Forged master links meet or exceed the design factor requirements for both chain (4:1) and wire rope (5:1) as defined in ASME B30.9
- Forged master links have enlarged inside dimensions to accommodate wire rope thimbles
- Each FORGED* link marked with the following:
 - USA
 - Peerless "P" logo
 - Traceability & heat code
 - A10 Designating Grade 100
 - Manufacturer's mark
 - Angle indicators at 45° from vertical

Stock #		Trade Size		Forged or Welded	Dimensions (Inches)			Lbs. Per Each	Working Load Limit (Lbs.)	Proof Load (Lbs.)
Self Colored	Painted	Inches	MM		A	B	C			
OMA041	---	13/32	10	Welded	0.41	1.50	3.00	0.3	3,600	7,200
8810005	8810003	1/2	13	Forged*	0.58	2.54	5.01	1.1	7,400**	17,200
8810015	8810014	3/4	19	Forged*	0.76	3.04	6.01	2.9	15,200**	35,200
8810025	8810024	1	26	Forged*	1.01	4.04	8.01	5.6	26,000**	60,000
8810030	8810029	1-1/4	32	Forged*	1.34	5.50	9.50	11.6	39,100**	90,400
8810035	8810034	1-1/2	38	Forged*	1.60	5.90	10.50	18.2	61,100**	141,200
8810040	8810039	1-3/4	44	Forged*	1.75	6.00	12.00	24.9	84,900**	196,000
OMA200	OMA200P	2	50	Welded	2.00	7.00	14.00	37.0	88,900	177,800
OMA225	OMA225P	2-1/4	57	Welded	2.25	8.00	16.00	63.0	125,200	250,400
OMA250	---	2-1/2	63	Welded	2.50	8.00	16.00	67.7	147,300	294,600
OMA275	---	2-3/4	70	Welded	2.75	9.00	16.00	83.7	187,800	375,600

**Ultimate load meets ASTM A952 specifications, based on a single leg sling at 90° or a double leg sling at 60° from horizontal.

For use with G80 & G100 Alloy Chain Slings

Stock #		Trade Size		Forged or Welded	Dimensions (Inches)			Chain Dia		Single Leg Working Load Limit (lbs)		Double Leg Working Load Limit @ 60° (lbs)		Lbs. Per Each
Self Colored	Painted	Inches	MM		A	B	C	Inch	MM	G80	G100	G80	G100	
8810005	8810003	1/2	13	Forged*	0.58	2.54	5.01	7/32	5.5	2,100	3,100	3,600	4,700	1.1
								9/32	7	3,500	4,300	6,100	7,400	
								5/16	8	4,500	5,700	---	---	
8810015	8810014	3/4	19	Forged*	0.76	3.04	6.01	5/16	8	4,500	5,700	7,800	9,900	2.9
								3/8	10	7,100	8,800	12,300	15,200	
								1/2	13	12,000	15,000	---	---	
8810025	8810024	1	26	Forged*	1.01	4.04	8.01	1/2	13	12,000	15,000	20,800	26,000	5.6
								5/8	16	18,100	22,600	---	---	
								5/8	16	18,100	22,600	31,300	39,100	
8810030	8810029	1-1/4	32	Forged*	1.34	5.50	9.50	3/4	20	28,300	35,300	-	-	11.6
								5/8	16	18,100	22,600	31,300	39,100	
8810035	8810034	1-1/2	38	Forged*	1.60	5.90	10.50	3/4	20	28,300	35,300	49,000	61,100	18.2
								7/8	23	34,200	42,700	---	---	
8810040	8810039	1-3/4	44	Forged*	1.75	6.00	12.00	7/8	23	34,200	42,700	59,200	74,000	24.9
								1	26	47,700	59,700	---	---	
								1	26	47,700	---	82,600	---	
OMA200	---	2	51	Welded	2.00	7.00	14.00	1	26	47,700	---	82,600	---	46.5
								1-1/4	32	72,300	---	---	---	
OMA225	---	2-1/4	57	Welded	2.25	8.00	16.00	1-1/4	32	72,300	---	125,200	---	63.0



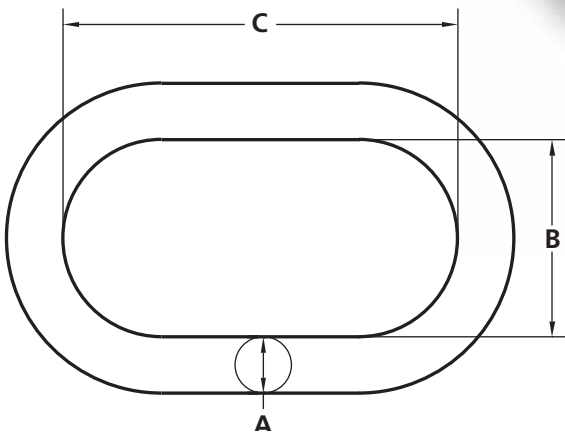


OBLONG MASTER LINKS

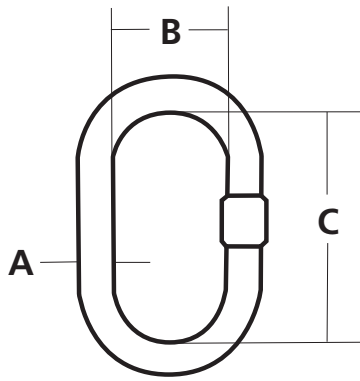
V10™ Alloy Oblong Master Links (Grade 100)

Stock #	Mfr. #	Trade Size		Matching G100 Chain Size (Inches)		Dimensions (Inches)			Lbs. Per Each	Working Load Limit (Lbs.)*
		Inches	MM	1 leg	2 Legs	A	B	C		
8451000	D13	1/2	13	9/32	1/4	0.51	2.36	4.33	0.8	5,300
8451100	D16	5/8	16	5/16	9/32	0.63	2.36	4.33	1.2	7,400
8451200	D18	3/4	18	3/8	5/16	0.75	2.95	5.31	2.0	11,200
8451300	D22	7/8	22	1/2	3/8	0.91	3.54	6.30	3.5	15,200
8451400	D26	1	26	5/8	1/2	1.06	3.94	7.09	5.5	26,400
8451500	D32	1-1/4	32	3/4	5/8	1.30	4.33	7.87	9.3	39,700
8451600	D38	1-1/2	38	7/8	3/4	1.50	5.91	10.83	16.5	61,100
8451700	D45	1-3/4	45	1	7/8	1.77	7.09	13.39	28.3	79,300
8451800	D50	2	50	---	1	1.97	7.48	13.78	36.4	103,600
8451900	D60	2-3/8	60	---	---	2.20	7.87	15.75	51.4	132,200

*Working Load Limit (WLL) of the oblong master link only, for WLL of chain slings please refer to page 7.



DO NOT EXCEED CAPACITY!
See the CAUTIONS & WARNINGS section before using these products. Pages 134-145.



Oblong Master Links cont.

Accoloy[®] Kuplex[®]

Stock #		Trade Size		Forged or Welded	Dimensions (Inches)			Lbs. Per Each	Working Load Limit (Lbs.)	Proof Load (Lbs.)
Self Colored	Painted	Inches	MM		A	B	C			
598300047	598350001	5/8	16	Forged	0.63	3.00	6.00	1.4	7,400	17,200
598300048	598350002	3/4	19	Forged	0.75	3.00	6.00	2.5	15,200	35,200
598300049	598350003	1	26	Forged	1.00	3.50	7.00	5.3	26,000	60,000
598300052	598350004	1-1/4	32	Forged	1.25	4.00	8.00	8.6	39,100	90,400
598300022	598350005	1-1/2	38	Welded	1.50	6.00	12.00	18.0	58,700	135,600
598300025	598310006	1-3/4	44	Welded	1.75	6.00	12.00	25.0	73,500	169,800
598300030	---	2	51	Welded	2.00	7.00	14.00	38.0	88,900	205,800
598300034	---	2-1/4	57	Welded	2.25	8.00	16.00	58.0	125,200	289,200
598300038	---	2-1/2	63	Welded	2.50	8.00	16.00	74.0	135,000	270,000
598300036	---	2-3/4	70	Welded	2.75	9.00	16.00	92.0	164,400	375,600

For use with G80 & G100 Alloy Chain Slings

Stock #		Trade Size		Forged or Welded	Dimensions (Inches)			Chain Dia		Single Leg Working Load Limit (lbs)		Double Leg Working Load Limit @ 60° (lbs)		Lbs. Per Each
Self Colored	Painted	Inches	MM		A	B	C	Inch	MM	G80	G100	G80	G100	
598300047	598350001	5/8	16	Forged	0.63	3.00	6.00	7/32	5.5	2,100	3,100	3,600	4,700	1.4
								9/32	7	3,500	4,300	6,100	7,400	
								5/16	8	4,500	5,700	-	-	
598300048	598350002	3/4	19	Forged	0.75	3.00	6.00	5/16	8	4,500	5,700	7,800	9,900	2.5
								3/8	10	7,100	8,800	12,300	15,200	
598300049	598350003	1	26	Forged	1.00	3.50	7.00	1/2	13	12,000	15,000	20,800	26,000	5.3
								5/8	16	18,100	22,600	-	-	
598300052	598350004	1-1/4	32	Forged	1.25	4.00	8.00	5/8	16	18,100	22,600	31,300	39,100	8.6
								3/4	20	28,300	35,300	-	-	
598300022	598350005	1-1/2	38	Welded	1.50	6.00	12.00	3/4	20	28,300	35,300	49,000	-	18.0
								7/8	23	34,200	42,700	-	-	
598300025	598310006	1-3/4	44	Welded	1.75	6.00	12.00	7/8	23	34,200	-	59,200	-	25.0
								1	26	47,700	-	-	-	
598300030	-	2	51	Welded	2.00	7.00	14.00	1	26	47,700	-	82,600	-	38.0
								1-1/4	32	72,300	-	-	-	
598300034	-	2-1/4	57	Welded	2.25	8.00	16.00	1-1/4	32	72,300	-	125,200	-	58.0



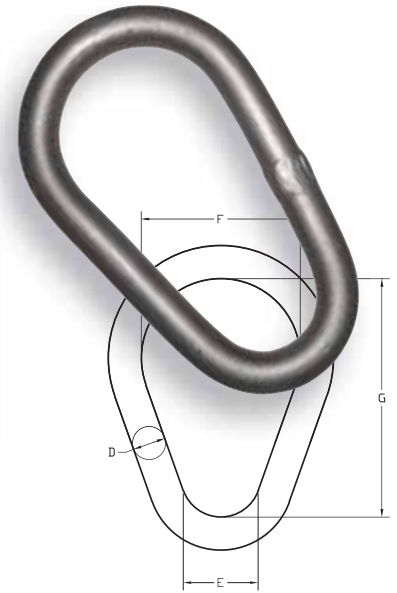


Peerless® Alloy Pear Shape Master Links

Alloy components are 8620 alloy steel. Master links are welded, heat-treated, proof tested and tumble finished.

Stock #	Trade Size		Dimensions (Inches)				Lbs. Per Each	Working Load Limit (Lbs.)
	Inches	MM	D	E	F	G		
Self-Colored								
PMA050	1/2	13	0.500	1.500	3.000	6.000	1.00	4,100
PMA063	5/8	16	0.630	1.500	3.000	6.000	1.46	6,600
PMA075	3/4	20	0.750	1.750	3.000	6.000	2.20	13,200
PMA100	1	26	1.000	2.500	4.000	8.000	5.10	22,500
PMA125	1-1/4	32	1.250	3.000	6.000	9.000	9.50	32,500
PMA150	1-1/2	38	1.500	5.500	7.000	10.500	16.36	49,000
PMA175	1-3/4	45	1.750	4.000	7.000	12.000	24.40	73,500
PMA200	2	50	2.000	4.000	7.000	14.000	42.25	88,900

*NAS specification Pear Shape Master Links available upon request.

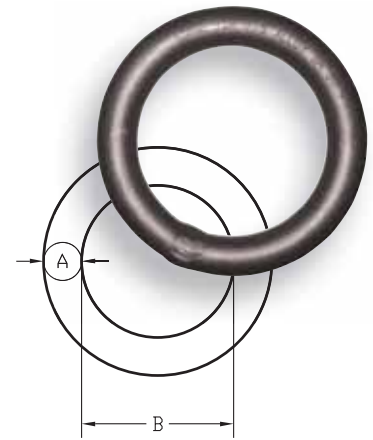


Peerless® Alloy Round Rings



Alloy components are 8620 alloy steel. Master links are welded, heat-treated, proof tested and tumble finished.

Stock #	Trade Size		Dimensions (Inches)		Lbs. Per Each	Working Load Limit (Lbs.)
	Inches	MM	A	B		
Self-Colored						
RMA050	1/2	13	0.500	2.500	0.58	4,300
RMA063	5/8	16	0.630	3.000	1.00	5,650
RMA075	3/4	20	0.750	4.000	2.00	8,600
RMA088	7/8	22	0.880	4.000	2.83	13,200
RMA100	1	26	1.000	4.000	3.40	19,000
RMA125	1-1/4	32	1.250	5.000	7.50	24,000
RMA150	1-1/2	38	1.500	6.000	12.00	37,000
RMA175	1-3/4	45	1.750	7.000	20.00	49,000
RMA200	2	50	2.000	8.000	27.20	60,000

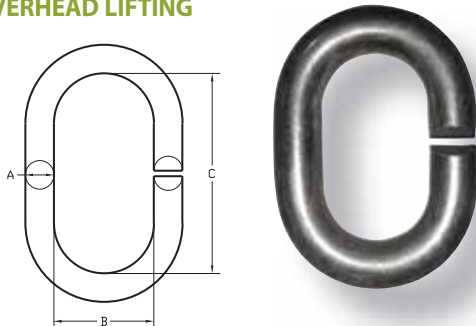


V-Notched Alloy Coupling Links



Alloy components are 8620 alloy steel. Un-heat treated coupling links are pre-notched, bright finished and ready for welding.

NOT FOR OVERHEAD LIFTING



Stock #	Chain Size		Dimensions (Inches)			Lbs. Per Each
	Inches	MM	A	B	C	
Self-Colored						
CAN038	9/32	7	0.380	0.880	1.500	0.20
CAN050	3/8	10	0.500	1.250	2.000	0.40
CAN069	1/2	13	0.690	1.500	2.500	0.90
CAN081	5/8	16	0.810	1.750	3.000	1.50
CAN094	3/4	20	0.940	2.000	3.500	2.30
CAN106	7/8	22	1.060	2.250	4.000	3.30
CAN125	1	26	1.250	3.000	5.250	6.00
CAN150	1-1/4	32	1.500	3.500	6.250	10.30
CAN175	1-1/2	38	1.750	4.000	7.000	15.90
CAN200	1-3/4	45	2.000	4.500	8.000	23.60
CAN225	2	50	2.250	5.000	9.000	33.50



DO NOT EXCEED CAPACITY!
See the CAUTIONS & WARNINGS section before using these products. Pages 134-145.



Sub-Assemblies

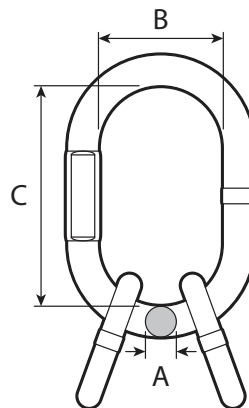
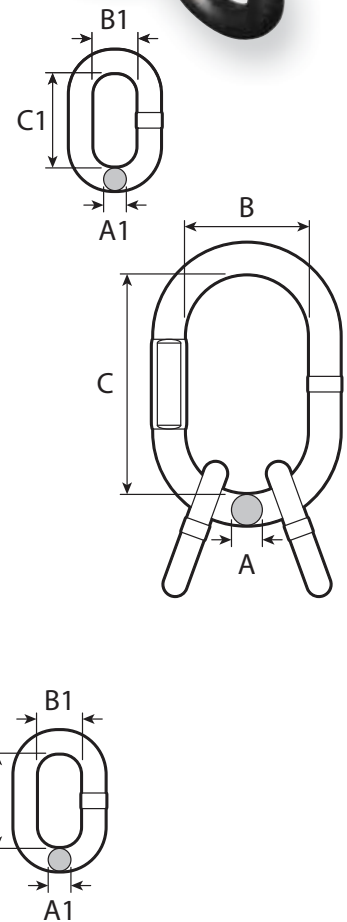
Peerless® Alloy



Grade 80 Alloy components are 8620 alloy steel. Master links are welded, heat-treated, proof tested and tumble finished.



Stock #	Trade Size	Dimensions (Inches)						Lbs. Per Ea.	Grade 80 Chain Size		WLL 3-4 Leg Chain Sling @ 60° (Lbs.)
		In.	A	B	C	A1	B1		C1	In.	
SMA028	3/4	0.750	2.750	5.500	0.500	1.250	2.000	2.90	9/32	7	9,100
SMA038	1	1.000	3.500	7.000	0.750	1.500	3.000	7.30	3/8	10	18,400
SMA050	1-1/4	1.250	4.380	8.750	1.000	2.000	4.000	16.33	1/2	13	31,200
SMA063	1-1/2	1.500	5.250	10.500	1.250	3.000	5.250	27.80	5/8	16	47,000
SMA075	1 3/4	1.750	6.000	12.000	1.500	3.250	5.750	51.00	3/4	20	73,500
SMA088	2	2.000	7.000	14.000	1.750	4.000	6.000	65.90	7/8	22	88,900
SMA100	2-1/4	2.250	8.000	16.000	1.880	4.000	7.000	90.55	1	26	123,900
SMA125	2-3/4	2.750	9.000	16.000	2.250	4.500	8.000	144.90	1-1/4	32	187,800



V10™ Alloy Oblong Sub-Assemblies w/Small Sub-Links (Grade 100)

Stock #	Mfr. #	Trade Size (Inches)	Matching G100 Chain Size (Inches)	Dimensions (Inches)						Lbs. Per Each	Working Load Limit (Lbs.)*
				3-4 Legs	A	B	C	A1	B1		
8452110	D18L13	3/4	9/32	0.75	2.95	5.31	0.51	1.50	2.36	3.0	11,200
8452210	D22L16	7/8	5/16	0.91	3.54	6.30	0.63	1.34	2.76	5.3	15,200
8452310	D26L20	1	3/8	1.06	3.94	7.09	0.75	1.57	3.35	8.4	22,900
8452410	D32L22	1-1/4	1/2	1.30	4.33	7.87	0.91	1.97	4.53	14.5	39,700
8452510	D38L26	1-1/2	5/8	1.50	5.91	10.83	1.06	2.56	5.51	25.3	61,100
8452610	D50L32	2	3/4	1.97	7.48	13.78	1.30	2.76	5.91	50.7	91,700
8452710	D56L36	2-1/4	7/8	2.20	9.84	13.78	1.42	2.95	6.69	68.4	110,900
8452810	D60L40	2-3/8	1	2.20	7.87	15.75	1.57	3.15	6.69	75.6	154,800

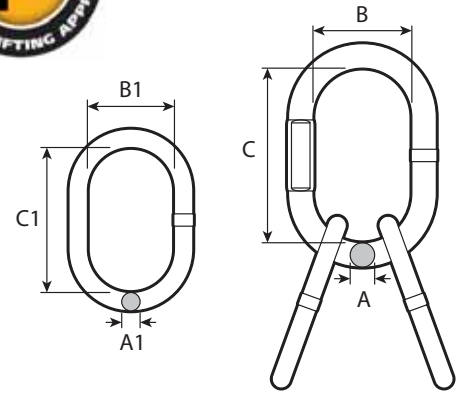
*Working Load Limit (WLL) of the oblong sub-assembly only, for WLL of chain slings please refer to pg.7.





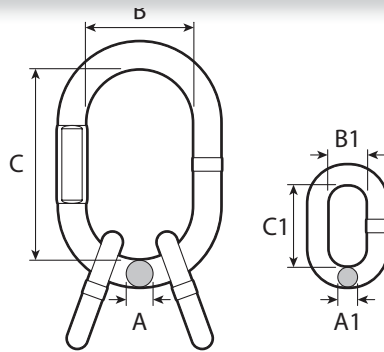
SUB-ASSEMBLIES

V10™ Alloy Sub-Assemblies w/Large Sub-Links (Grade 100)



Stock #	Blue	Mfr. #	Trade Size (Inches)	Matching G100 Chain Size (Inches)	Dimensions (Inches)						Lbs. Per Each	Working Load Limit (Lbs.)*
					3-4 Legs	A	B	C	A1	B1		
8452100	D18E14	3/4	9/32	0.75	2.95	5.31	0.59	2.76	4.72	4.2	11,200	
8452200	D22E16	7/8	5/16	0.91	3.54	6.30	0.67	3.15	5.51	6.9	15,200	
8452300	D26E20	1	3/8	1.06	3.94	7.09	0.79	3.74	6.30	10.9	22,900	
8452400	D32E26	1-1/4	1/2	1.30	4.33	7.87	1.06	4.33	7.48	21.0	39,700	
8452500	D38E32	1-1/2	5/8	1.50	5.91	10.83	1.30	5.12	9.06	37.5	61,100	
8452600	E50D38	2	3/4	1.97	9.84	13.78	1.50	5.91	10.83	71.9	91,700	
8452700	D56D45	2-1/4	7/8	2.20	9.84	13.78	1.77	7.09	13.39	106.1	110,900	
8452800	D60D50	2-3/8	1	2.20	7.87	15.75	1.97	7.48	13.78	124.4	154,800	

*Working Load Limit (WLL) of the oblong sub-assembly only, for WLL of chain slings please refer to pg.7.



Accoloy® Kuplex®

These Oblong Sub-Assemblies are fabricated from premium fine grain alloy steel subjected to high quality heat treatment and quality control associated with other Peerless products.

Stock #	Trade Size (Inches)	Dimensions (Inches)						Lbs. Per Each	Chain Size			WLL 3-4 Leg Chain Sling @ 60°
		A	B	C	A1	B1	C1		Inches	MM	Grade	
599450401	3/4	0.750	3.000	6.000	0.625	1.156	2.188	3.8	9/32	7	100	11,200
599450601	1	1.000	3.500	7.000	0.750	1.500	3.000	7.2	3/8	10	100	22,900
599450801	1-1/4	1.250	4.000	8.000	1.031	2.000	4.000	15.0	1/2	13	100	39,000
599451001	1-1/2	1.500	6.000	12.000	1.125	2.250	4.563	26.2	5/8	16	100	58,700
599401201	1-3/4	1.750	6.000	12.000	1.500	2.500	5.250	42.3	3/4	20	80	73,500
599401401	2	2.000	7.000	14.000	1.750	3.000	6.000	65.5	7/8	22	80	88,900
599401601	2-1/4	2.250	8.000	16.000	1.875	5.000	10.000	115.0	1	26	80	123,900
599402001	2-3/4	2.750	9.000	16.000	2.250	5.000	10.000	160.0	1-1/4	32	80	187,800

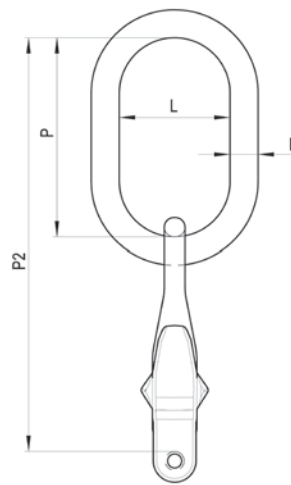


DO NOT EXCEED CAPACITY!
See the CAUTIONS & WARNINGS section before using these products. Pages 134-145.



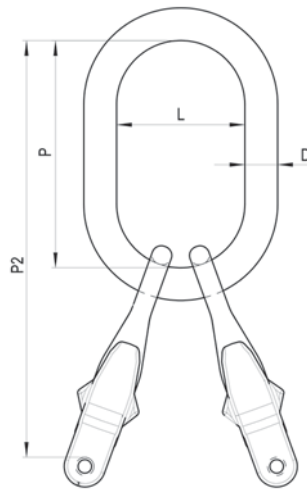
Master Link Assemblies w/Shortening Hook

These assemblies combine the benefits of the V10 shortening grab hook with clevis attachment and either a masterlink or sub-assembly. All of this is done without the need for additional coupling links. The chain can be connected directly to the shortening hook creating a chain sling leg with a built in chain shortener!



(Single Leg)

Stock #	Mfr. #	Chain Size (Single Leg)		Dimensions (Inches)				Lbs. Per Each	Working Load Limit (Lbs.)
		Inches	MM	D	P	P2	L		
8451050	D13G1	1/4	6	0.51	4.33	7.56	2.36	1.35	3,100
8451150	D16G1	9/32 - 5/16	7 - 8	0.63	4.33	8.94	2.36	2.51	5,700
8451250	D18G1	3/8	10	0.75	5.31	11.14	2.95	4.67	8,800
8451350	D22G1	1/2	13	0.91	6.30	13.58	3.54	9.19	15,000
8451450	D26G1	5/8	16	1.06	7.09	16.22	3.94	15.39	22,600

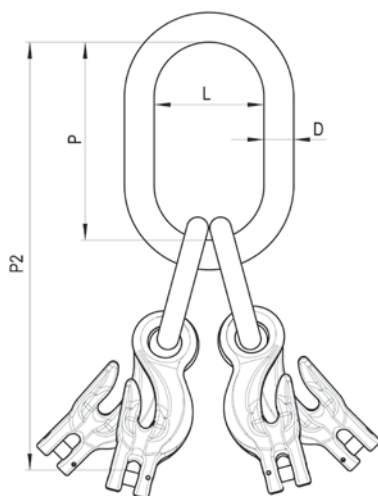


Master Link Assemblies w/Shortening Hook

(Double Leg)

Stock #	Mfr. #	Chain Size (Double Leg)		Dimensions (Inches)				Lbs. Per Each	Working Load Limit (Lbs.)
		Inches	MM	D	P	P2	L		
8451060	D13G2	1/4	6	0.51	4.33	7.80	2.36	1.94	5,300
8451160	D18G2	9/32 - 5/16	7 - 8	0.75	5.31	9.92	2.95	4.74	9,900
8451260	D22G2	3/8	10	0.91	6.30	12.13	3.54	8.82	15,200
8451360	D26G2	1/2	13	1.06	7.09	14.37	3.94	16.85	26,000
8451460	D32G2	5/8	16	1.30	7.87	17.01	4.33	30.87	39,100





(Triple & Quad Leg)

Stock #	Mfr. #	Chain Size (Triple & Quad Leg)		Dimensions (Inches)				Lbs. Per Each	Working Load Limit (Lbs.)
		Inches	MM	D	P	P2	L		
8451070	D18L13GI	1/4	6	0.75	5.31	11.14	2.95	5.42	8,000
8451170	D22L16GI	9/32 - 5/16	7 - 8	0.91	6.30	13.66	3.54	10.58	14,800
8451270	D26L20GI	3/8	10	1.06	7.09	16.26	3.94	18.96	22,900
8451370	D32L22GI	1/2	13	1.30	7.87	19.69	4.33	37.04	39,000
8451470	D38L26GI	5/8	16	1.50	10.83	25.47	5.91	68.36	58,700



Lift With Confidence!
OVERHEAD LIFTING



PEERLESS
A KITO GROUP COMPANY

www.peerlesschain.com

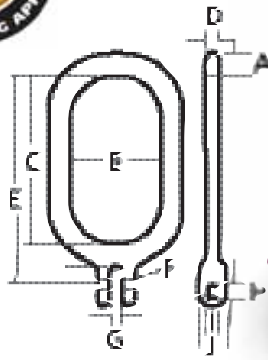


DO NOT EXCEED CAPACITY!
See the CAUTIONS & WARNINGS section before using these products. Pages 134-145.



Kuplex® Master Kuplinks

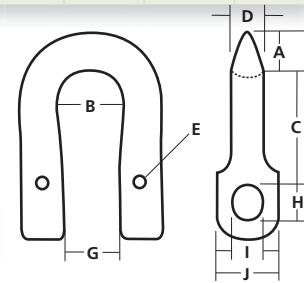
Master Kuplinks® are the optimum of chain to master link connections. In addition to the streamline characteristics of the Kuplink®, there is a definite advantage to field assembly since other coupling devices are unnecessary.



Stock #	Red ID #	Chain Size			Dimensions (Inches)										Lbs. Per Each	WLL (Lbs.)
		In.	MM	Grade	A	B	C	D	E	F	G	H	I	J		
598350011	K-11	9/32	7	100	0.750	3.000	6.000	0.500	7.125	0.125	0.313	0.406	0.344	0.625	1.9	4,300
598350012	K-12	3/8	10	100	0.750	3.000	6.000	0.500	7.250	0.156	0.438	0.563	0.469	0.875	2.7	8,800
598350013	K-13	1/2	13	100	0.938	3.000	6.000	0.688	7.563	0.188	0.563	0.750	0.656	1.125	4.4	15,000
598350014	K-14	5/8	16	100	1.125	4.000	8.000	0.875	9.938	0.250	0.688	0.938	0.813	1.500	8.2	22,600
598300015	K-15	3/4	20	80	1.250	4.000	8.000	0.875	10.188	0.313	0.813	1.219	1.000	1.750	11.6	28,300

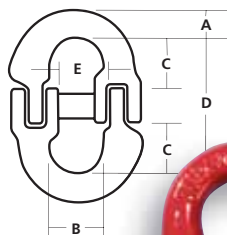
Kuplex® Kuplers

Kuplers act as a connection device between Master Links and Chain on all multiple leg Kuplex II Chain Slings. On single leg assemblies, they can be used in lieu of the popular Kuplex II Kuplink. Resembling a shackle in appearance, the Kuplers provide a high strength, high integrity connection, when used to connect a special attachment to the alloy chain assembly.



Stock #	Red ID #	Chain Size			Dimensions (Inches)										Lbs. Per Each	WLL (Lbs.)
		Inches	MM	Grade	A	B	C	D	E	G	H	I	J			
598150020	K-20	9/32	7	80	0.438	0.813	1.313	0.313	0.125	0.719	0.406	0.344	0.625	0.3	3,500	
598150021	K-21	3/8	10	80	0.594	1.063	1.813	0.438	0.156	0.875	0.563	0.469	0.875	0.7	7,100	
598150022	K-22	1/2	13	80	0.750	1.313	2.563	0.563	0.188	1.094	0.750	0.656	1.125	1.3	12,000	
598150023	K-23	5/8	16	80	0.938	1.625	3.000	0.688	0.250	1.344	0.938	0.813	1.500	2.4	18,100	
598100024	K-24	3/4	20	80	1.000	1.938	3.406	0.813	0.313	1.594	1.219	1.000	1.750	4.4	28,300	
598100025	K-25	7/8	22	80	1.125	2.250	3.875	0.938	0.375	1.844	1.281	1.063	2.000	6.3	34,200	
599100026	K-26*	1	26	63	1.250	2.688	4.250	1.063	---	2.000	1.219	1.094	2.375	6.5	35,900	
599100028	K-28*	1-1/4	32	63	1.500	3.500	5.125	1.313	---	2.281	1.500	1.344	2.875	11.4	56,100	

* Kuplex I style, Grade 63.



Kuplex Kuplok®

Kuplok mechanical coupling links, an essential component of mechanically coupled slings, are used to assemble chain legs to the master link and/or attach eye type fittings.

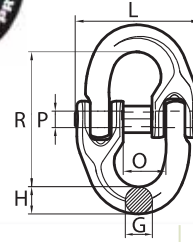
Stock #	Chain Size			Dimensions (Inches)					Lbs. Per Each	WLL (Lbs.)	
	Red	Inches	MM	Grade	A	B	C	D			E
594200400		9/32	7	80	0.375	0.688	0.625	1.813	0.500	0.3	3,500
594200601		3/8	10	80	0.500	1.000	0.938	2.375	0.750	0.6	7,100
594200801		1/2	13	80	0.625	1.250	1.375	3.250	1.000	1.5	12,000
594201001		5/8	16	80	0.750	1.500	1.688	4.000	1.250	2.4	18,100
594201201		3/4	20	80	0.938	1.750	2.000	4.750	1.625	3.6	28,300



Coupling Links



COUPLING LINKS

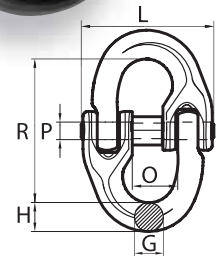


V10™ Alloy (Grade 100)

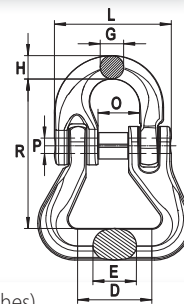
Stock #	Mfr. #	Chain Size		Dimensions (Inches)						Lbs. Per Each	Working Load Limit (Lbs.)
		Inches	MM	G	H	O	R	PxL			
8452900	WLK6	7/32	6	0.299	0.307	0.551	1.732	0.19 x 1.54	0.15	3,100	
8453100	WLK7	9/32	7	0.354	0.394	0.669	2.008	0.24 x 1.85	0.26	4,300	
8453000	WLK8	5/16	8	0.390	0.450	0.730	2.500	0.25 x 2.10	0.42	5,700	
8453210	WLK10	3/8	10	0.496	0.543	0.886	2.835	0.32 x 2.48	0.84	8,800	
8453300	WLK13	1/2	13	0.657	0.748	1.083	3.465	0.39 x 3.11	1.61	15,000	
8453400	WLK16	5/8	16	0.827	0.827	1.299	4.055	0.55 x 4.17	3.15	22,600	
8453510	WLK19-20	3/4	20	0.925	1.161	1.634	4.528	0.63 x 4.96	5.86	35,300	
8453610	WLK22	7/8	22	1.063	1.142	1.909	5.315	0.63 x 5.75	8.29	42,700	
8453700	WLK26	1	26	1.180	1.260	2.200	6.730	0.75 x 6.50	12.57	59,700	

Peer-Lift® (Grade 80)

Stock #	Chain Size		Dimensions (Inches)					Lbs. Per Each	WLL (Lbs.)
	Inches	MM	G	H	O	R	PxL		
8453280*	9/32	7	0.35	0.39	0.67	2.00	0.24 x 1.85	0.26	3,500
8453180	5/16	8	0.39	0.45	0.71	2.42	0.25 x 2.09	0.42	4,500
8453380*	3/8	10	0.50	0.54	0.89	2.83	0.31 x 2.48	0.84	7,100
8453480*	1/2	13	0.66	0.75	1.08	3.46	0.39 x 3.11	1.61	12,000
8453580*	5/8	16	0.83	0.83	1.30	4.06	0.55 x 4.17	3.15	18,100
8453680	3/4	20	0.93	1.16	1.63	4.53	0.63 x 4.84	5.84	28,300
8453780	7/8	22	1.06	1.14	1.91	5.31	0.63 x 5.91	8.27	34,200
8053755	1	26	1.24	1.24	2.36	5.79	0.71 x 6.23	9.48	47,700
8053855	1-1/4	32	1.26	1.57	3.15	7.64	0.98 x 7.68	17.75	72,300



*Replaces: 8553180 - 9/32", 8553280 - 3/8", 8553380 - 1/2", 8553480 - 5/8"



Web Coupling Link

Stock #	Mfr. #	Chain Size		Dimensions (Inches)							Lbs. Per Each	Working Load Limit (Lbs.)
		Inches	MM	D	E	G	H	O	R	PxL		
8453060	WCL8	5/16	8	1.181	0.709	0.394	0.453	0.709	2.598	0.25 x 2.09	0.66	5,700
8453260	WCL10	3/8	10	1.575	0.866	0.496	0.496	0.886	3.189	0.31 x 2.48	1.32	8,800
8453360	WCL13	1/2	13	1.969	1.083	0.657	0.748	1.083	4.094	0.39 x 3.11	2.43	15,000
8453460	WCL16	5/8	16	2.559	1.575	0.827	0.827	1.299	4.429	0.55 x 4.17	4.41	22,600

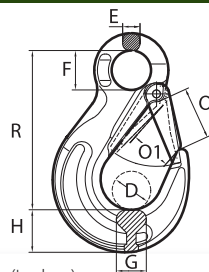


DO NOT EXCEED CAPACITY!
See the CAUTIONS & WARNINGS section before using these products. Pages 134-145.



Sling Hooks

V10™ Eye Sling Hook w/Latch (Grade 100)

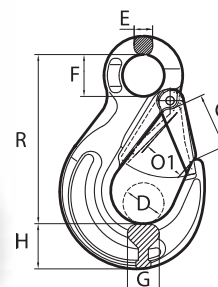
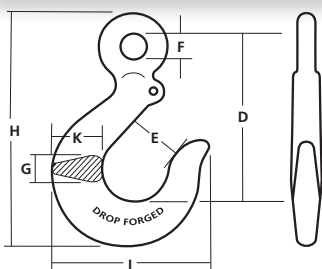


Stock #	Mfr. #	Chain Size		Dimensions (Inches)								Lbs. Per Each	WLL (Lbs.)
		Inches	MM	D	E	F	G	H	O	O1	R		
8417100	SHE6	1/4	6	0.709	0.394	0.787	0.650	0.827	0.984	0.748	3.327	0.73	3,100
8417200	SHE7-8	9/32-5/16	7-8	0.945	0.433	0.984	0.748	1.063	1.260	0.984	4.173	1.23	5,700
8417400	SHE10	3/8	10	1.181	0.630	1.339	1.024	1.299	1.575	1.220	5.157	2.65	8,800
8417600	SHE13	1/2	13	1.496	0.748	1.693	1.299	1.654	1.890	1.535	6.457	5.18	15,000
8417700	SHE16	5/8	16	1.732	0.984	1.969	1.575	1.969	2.165	1.772	7.185	8.20	22,600
8417800	SHE19-20	3/4	20	2.087	1.063	2.165	1.890	2.126	2.402	2.126	8.071	13.12	35,300
8417900	SHE22	7/8	22	2.362	1.181	2.362	1.969	2.402	2.795	2.402	8.858	17.35	42,700
8418000	SHE26	1	26	2.835	1.417	2.756	2.362	2.717	3.307	2.874	10.433	30.43	59,700

Accoloy® Eye Sling Hooks

Stock #		Chain Size			Dimensions (Inches)							Lbs. Per Each	WLL (Lbs.)
No-Latch	w/Latch	Inches	MM	Grade	D	E	F	G	H	I	K		
592353080	592300180	9/32	7	100	3.813	1.219	0.625	0.688	5.219	3.625	1.063	1.0	4,300
592353081	592300181	3/8	10	100	5.375	1.625	0.813	0.938	7.250	4.813	1.375	2.5	8,800
592353082	592300182	1/2	13	100	6.563	2.000	1.031	1.188	8.938	6.063	1.813	5.3	15,000
592353083	592300183	5/8	16	100	7.750	2.438	1.250	1.313	10.375	7.156	2.125	7.9	22,600
592303084	592300184	3/4	20	80	8.875	2.688	1.500	1.500	11.938	7.875	2.313	11.2	28,300
592303085	---	7/8	22	80	10.125	3.000	1.750	1.750	13.750	9.156	2.750	19.6	34,200
*592303086	---	1	26	80	11.063	3.375	2.000	1.875	15.000	10.063	3.000	21.8	47,700
*592303088	---	1-1/4	32	80	13.125	4.063	2.250	2.313	18.000	12.313	3.750	44.4	72,300

*Latch eye hole drilled only by request.

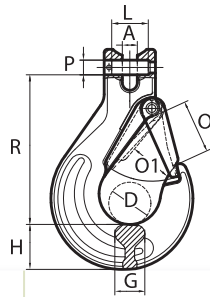


Peer-Lift® Eye Sling Hook w/Latch (Grade 80)

Stock #	Chain Size		Dimensions (Inches)								Lbs. Per Each	WLL (Lbs.)
Black	Inches	MM	D	E	F	G	H	O	O1	R		
8417280*	9/32-5/16	7-8	0.95	0.43	0.98	0.75	1.06	1.26	0.98	4.17	1.23	4,500
8417480*	3/8	10	1.18	0.63	1.34	1.02	1.30	1.57	1.22	5.16	2.65	7,100
8417680*	1/2	13	1.50	0.75	1.69	1.30	1.65	1.89	1.54	6.46	5.18	12,000
8417780*	5/8	16	1.73	0.98	1.97	1.57	1.97	2.17	1.77	7.19	8.20	18,100
8417880	3/4	20	2.09	1.06	2.17	1.89	2.13	2.40	2.13	8.07	13.12	28,300
8417980	7/8	22	2.36	1.18	2.36	1.97	2.40	2.80	2.40	8.86	17.35	34,200

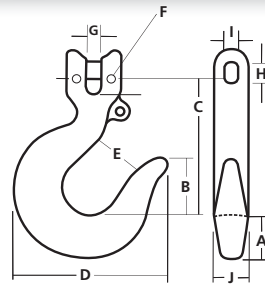
*Replaces: 8517280 - 9/32"; 8517480 - 3/8"; 8517680 - 1/2"; 8517780 - 5/8"





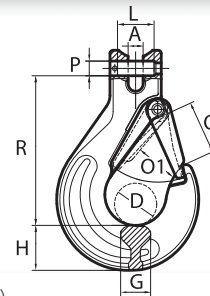
V10™ Clevis Sling Hook w/Latch (Grade 100)

Stock #	Mfr. #	Chain Size		Dimensions (Inches)								Lbs. Per Each	WLL (Lbs.)
		Inches	MM	A	D	G	H	O	O1	R	PxL		
8418100	SHC6	1/4	6	0.276	0.709	0.650	0.787	0.984	0.748	2.717	0.29 x 0.65	0.60	3,100
8418200	SHC7-8	9/32-5/16	7-8	0.354	0.984	0.748	1.102	1.260	1.024	3.720	0.38 x 0.91	1.35	5,700
8418400	SHC10	3/8	10	0.453	1.181	0.984	1.299	1.535	1.220	4.291	0.49 x 1.16	2.47	8,800
8418600	SHC13	1/2	13	0.571	1.496	1.181	1.575	1.890	1.535	5.315	0.63 x 1.46	4.41	15,000
8418700	SHC16	5/8	16	0.689	1.732	1.457	1.850	2.165	1.772	6.102	0.79 x 2.05	7.50	22,600
8418800	SHC19-20	3/4	20	0.906	2.047	2.008	1.969	2.402	2.087	7.205	0.94 x 2.87	14.99	35,300
8418900	SHC22	7/8	22	0.965	2.362	1.969	2.402	2.795	2.402	8.346	1.06 x 2.80	19.84	42,700



Kuplex® Clevis Sling Hook

Stock #	Hook #	Stock #	Hook #	Chain Size			Dimensions (Inches)										Lbs. Per Each	WLL (Lbs.)	
				Inches	MM	Grade	A	B	C	D	E	F	G	H	I	J			
				No Latch															
				w/Latch															
598850080	K-80	598800180	K-80-S	9/32	7	100	1.000	1.500	3.313	3.625	1.125	0.125	0.313	0.406	0.344	0.625	1.3	4,300	
598850081	K-81	598800181	K-81-S	3/8	10	100	1.281	2.031	4.781	4.813	1.625	0.156	0.438	0.563	0.469	0.875	3.1	8,800	
598850082	K-82	598800182	K-82-S	1/2	13	100	1.688	2.438	6.125	6.125	2.000	0.188	0.563	0.750	0.656	1.125	6.5	15,000	
598850083	K-83	598800183	K-83-S	5/8	16	100	1.938	2.875	6.813	7.219	2.438	0.250	0.688	0.938	0.813	1.500	10.7	22,600	
598800084	K-84	598800184	K-84-S	3/4	20	80	2.375	3.250	8.531	8.188	2.688	0.313	0.813	1.219	1.000	1.750	15.2	28,300	
598800085	K-85	---	---	7/8	22	80	2.750	3.656	9.625	9.469	3.000	0.375	0.938	1.281	1.063	2.000	25.9	34,200	
599800086	K-86	---	---	1	26	63	3.000	4.063	10.063	10.063	3.375	-	1.375	1.219	1.094	1.875	26.9	35,900	



Peer-Lift® Clevis Sling Hook w/Latch (Grade 80)

Stock #	Chain Size		Dimensions (Inches)									Lbs. Per Each	WLL (Lbs.)
	Inches	MM	A	D	G	H	O	O1	R	PxL			
8418280*	9/32-5/16	7-8	0.35	0.98	0.75	1.10	1.26	1.02	3.72	0.38 x 0.91	1.34	4,500	
8418480*	3/8	10	0.45	1.18	0.98	1.30	1.54	1.22	4.29	0.49 x 1.16	2.47	7,100	
8418680*	1/2	13	0.57	1.50	1.18	1.57	1.89	1.54	5.31	0.63 x 1.46	4.65	12,000	
8418780*	5/8	16	0.69	1.73	1.46	1.85	2.17	1.77	6.10	0.79 x 2.05	7.50	18,100	
8418880	3/4	19-20	0.91	2.05	2.01	2.05	2.40	2.09	7.20	0.94 x 2.87	14.99	28,300	
8418980	7/8	22	0.96	2.36	1.97	2.44	2.80	2.40	8.35	1.06 x 2.80	19.84	34,200	

*Replaces: 8518280 - 9/32", 8518480 - 3/8", 8518680 - 1/2", 8518780 - 5/8"



DO NOT EXCEED CAPACITY!
See the CAUTIONS & WARNINGS section before using these products. Pages 134-145.

OVERHEAD LIFTING



V10™ Eye Shortening Grab Hook

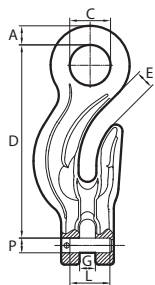
No reduction in working load limit. Presence of a chain shape groove for optimal chain position.

Stock #	Mfr. #	Chain Size		Dimensions (Inches)						Lbs. Per Each	Working Load Limit (Lbs.)
		Inches	MM	E	F	H	O	O1	R		
8427120	GSE6	1/4	6	0.413	0.709	0.709	0.335	0.315	2.500	0.51	3,100
8427220	GSE7-8	9/32 - 5/16	7-8	0.531	0.945	0.965	0.374	0.354	3.268	1.15	5,700
8427420	GSE10	3/8	10	0.630	1.220	1.161	0.551	0.531	4.173	2.21	8,800
8427620	GSE13	1/2	13	0.787	1.496	1.535	0.650	0.610	5.197	4.63	15,000
8427720	GSE16	5/8	16	1.063	1.890	1.811	0.846	0.787	6.535	8.71	22,600
8427820	GSE19-20	3/4	20	1.299	2.362	2.264	1.063	0.984	8.150	16.76	35,300
8427920	GSE22	7/8	22	1.457	2.598	2.480	1.181	1.063	8.976	22.27	42,700
8427020	GSE26	1	26	1.732	3.071	2.933	1.398	1.280	10.630	37.26	59,700



V10™ Eye Grab Hook w/ Clevis Attachment (Grade 100)

Stock #	Mfr. #	Chain Size		Dimensions (Inches)						Lbs. Per Each	Working Load Limit (Lbs.)
		Inches	MM	A	C	D	E	G	PxL		
8420100	GIE6	1/4	6	0.406	0.709	3.484	0.315	0.256	0.29 x 0.65	0.60	2,700
8420200	GIE7-8	9/32 - 5/16	7-8	0.531	0.945	4.606	0.354	0.358	0.38 x 0.91	1.35	5,700
8420400	GIE10	3/8	10	0.630	1.220	5.827	0.531	0.453	0.49 x 1.16	2.69	8,800
8420600	GIE13	1/2	13	0.787	1.457	7.283	0.610	0.571	0.63 x 1.46	5.62	15,000
8420700	GIE16	5/8	16	1.043	1.890	9.134	0.787	0.689	0.79 x 2.05	10.80	22,600



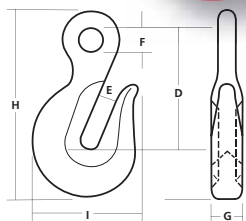
When using non-cradle or non-shortening grab hooks in a shortening or choker application, the Working Load Limit (WLL) of the sling must be reduced by 20%



Accoloy™ Eye Grab Hook

Stock #	Chain Size			Dimensions (Inches)						Lbs. Per Each	WLL (Lbs.)	
	Red	Inches	MM	Grade	D	E	F	G	H			I
592252072		9/32	7	100	2.685	0.344	0.625	0.609	4.125	2.375	0.7	4,300
592252073		3/8	10	100	3.375	0.484	0.813	0.734	5.031	2.844	1.2	8,800
592252075		1/2	13	100	4.250	0.641	1.031	0.969	6.469	3.719	2.6	15,000
592252076		5/8	16	100	5.281	0.781	1.250	1.188	8.000	4.563	4.9	22,600
592202077		3/4	20	80	6.250	0.938	1.500	1.406	9.469	5.469	8.2	28,300
592202078		7/8	22	80	7.250	1.094	1.750	1.625	11.000	6.375	12.1	34,200
592202079*		1	26	80	8.000	1.188	1.875	1.813	12.156	6.750	19.9	47,700
592202051*		1-1/4	32	80	10.500	1.500	2.250	2.500	15.563	8.250	40.0	72,300

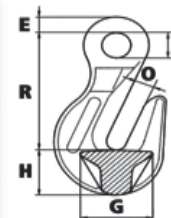
*orange color, cradle grab style



Peer-Lift™ Eye Cradle Grab Hook (Grade 80)

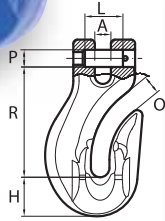
Stock #	Chain Size		Dimensions (Inches)						Lbs. Per Each	WLL (Lbs.)	
	Black	Inches	MM	E	F	G	H	O			R
8427280*		9/32-5/16	7-8	0.39	0.61	1.18	0.94	0.39	2.36	0.66	4,500
8427480*		3/8	10	0.47	0.81	1.73	1.26	0.51	3.15	1.32	7,100
8427680*		1/2	13	0.63	0.98	2.09	1.50	0.67	4.09	2.87	12,000
8427780*		5/8	16	0.79	1.22	2.52	1.77	0.79	4.49	4.85	18,100
8427880		3/4	20	0.94	1.42	3.35	2.09	0.91	5.31	8.82	28,300
8427980		7/8	22	0.98	1.61	3.82	2.44	1.06	6.22	12.79	34,200

*Replaces: 8527280 - 9/32"; 8527480 - 3/8"; 8527680 - 1/2"; 8527780 - 5/8"





V10™ Clevis Shortening Grab Hook (Grade 100)

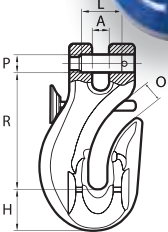


Stock #	Mfr. #	Chain Size		Dimensions (Inches)						Lbs. Per Each	WLL (Lbs.)
		Inches	MM	A	H	O	O1	R	PxL		
8428100	GSC6	1/4	6	0.276	0.689	0.276	0.295	2.008	0.29 x 0.65	0.55	3,100
8428200	GSC7-8	9/32- 5/16	7-8	0.354	0.925	0.374	0.413	2.598	0.38 x 0.91	1.32	5,700
8428400	GSC10	3/8	10	0.453	1.142	0.492	0.512	3.228	0.49 x 1.16	2.51	8,800
8428610	GSC13	1/2	13	0.571	1.535	0.650	0.610	4.173	0.63 x 1.46	4.63	15,000
8428710	GSC16	5/8	16	0.689	1.811	0.866	0.787	5.118	0.79 x 2.05	8.38	22,600
8428810	GSC19-20	3/4	20	0.866	2.224	1.024	0.945	6.378	0.94 x 2.87	16.21	35,300
8428910	GSC22	7/8	22	0.984	2.480	1.161	1.063	7.008	1.06 x 2.80	21.01	42,700



V10™ Clevis Shortening Grab Hook w/Retainer (Grade 100)

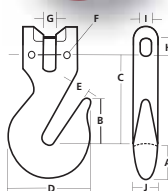
8429620*
8429720*



Stock #	Mfr. #	Type	Chain Size		Dimensions (Inches)						Lbs. Per Each	WLL (Lbs.)
			Inches	MM	A	H	O	O1	R	PxL		
8429100	GSC6-S	I	1/4	6	0.276	0.689	0.276	0.295	2.008	0.29 x 0.65	0.55	3,100
8429220	GSC7-8-S	I	9/32-5/16	7-8	0.354	0.961	0.366	0.335	2.598	0.38 x 0.91	1.32	5,700
8429400	GSC10-S	I	3/8	10	0.453	1.142	0.531	0.512	3.228	0.49 x 1.16	2.51	8,800
8429620	GSC13-S	II	1/2	13	0.571	1.535	0.650	0.610	4.173	0.63 x 1.45	4.63	15,000
8429720	GSC16-S	II	5/8	16	0.689	1.811	0.866	0.787	5.118	0.79 x 2.05	8.38	22,600
8429800	GSC19-20-S	I	3/4	20	0.866	2.244	1.024	0.945	6.378	0.94 x 2.87	16.21	35,300
8429900	GSC22-S	I	7/8	22	0.984	2.480	1.161	1.063	7.008	1.06 x 2.80	21.01	42,700



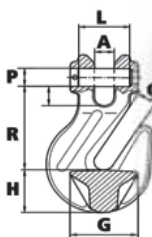
Kuplex® Clevis Type Grab Hook



Stock #	Red	ID #	Chain Size			Dimensions (Inches)										Lbs. Per Each	WLL (Lbs.)
			Inches	MM	Grade	A	B	C	D	E	F	G	H	I	J		
598750072	K-72	9/32	7	100	0.688	1.250	2.125	2.125	0.375	0.125	0.313	0.406	0.344	0.625	0.6	4,300	
598750073	K-73	3/8	10	100	1.031	1.500	2.875	2.625	0.500	0.156	0.438	0.563	0.469	0.875	1.5	8,800	
598750075	K-75	1/2	13	100	1.250	2.000	3.563	3.344	0.625	0.188	0.563	0.750	0.656	1.125	3.4	15,000	
598750076	K-76	5/8	16	100	1.625	2.375	4.938	4.250	0.781	0.250	0.688	0.938	0.813	1.500	6.2	22,600	
598700077	K-77	3/4	20	80	1.875	2.938	5.094	5.063	0.875	0.313	0.813	1.219	1.000	1.750	10.1	28,300	
598700078	K-78	7/8	22	80	2.125	3.500	5.875	6.094	1.125	0.375	0.938	1.281	1.063	2.000	14.8	34,200	



Peer-Lift® Clevis Cradle Grab Hook (Grade 80)



Stock #	Chain Size		Dimensions (Inches)							Lbs. Per Each	WLL (Lbs.)
	Inches	MM	A	G	H	O	R	PxL			
8428280*	9/32-5/16	7-8	0.35	1.18	0.95	0.39	1.97	0.35 x 0.91	0.66	4,500	
8428480*	3/8	10	0.51	1.73	1.22	0.51	2.83	0.51 x 1.24	1.65	7,100	
8428680*	1/2	13	0.67	2.09	1.50	0.67	3.46	0.63 x 1.65	3.09	12,000	
8428780*	5/8	16	0.83	2.52	1.73	0.79	4.02	0.83 x 2.03	5.51	18,100	
8428880	3/4	20	0.94	3.35	2.09	0.94	4.61	0.95 x 2.42	9.48	28,300	
8428980	7/8	22	1.02	3.82	2.44	1.06	5.47	1.02 x 2.83	14.11	34,200	

*Replaces: 8528280 - 9/32", 8528480 - 3/8", 8528680 - 1/2", 8528780 - 5/8"

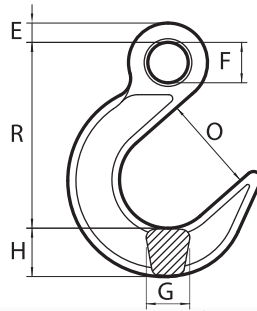


DO NOT EXCEED CAPACITY!
See the CAUTIONS & WARNINGS section before using these products. Pages 134-145.

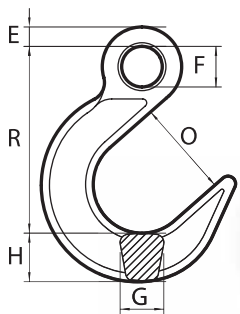


Foundry Hooks

V10™ Eye Foundry Hook (Grade 100)

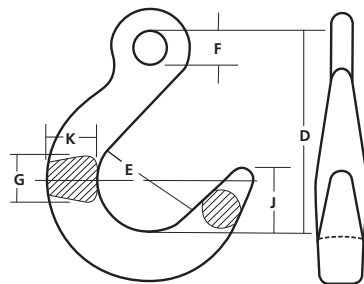


Stock #	Mfr. #	Chain Size		Dimensions (Inches)						Lbs. Per Each	WLL (Lbs.)
		Inches	MM	E	F	G	H	O	R		
8477200	FHE7-8	9/32- 5/16	7-8	0.531	0.709	1.024	1.220	2.520	4.823	2.49	5,700
8477400	FHE10	3/8	10	0.630	0.866	1.260	1.417	3.071	5.866	4.39	8,800
8477600	FHE13	1/2	13	0.748	1.063	1.535	1.693	3.504	6.949	7.30	15,000
8477700	FHE16	5/8	16	0.945	1.260	1.772	1.969	3.937	8.071	11.69	22,600
8477800	FHE19-20	3/4	20	1.063	1.496	2.008	2.402	4.528	9.331	16.98	35,300



Peer-Lift® Eye Foundry Hook (Grade 80)

Stock #	Chain Size		Dimensions (Inches)							Lbs. Per Each	WLL (Lbs.)
	Black	Inches	MM	E	F	G	H	O	R		
8477280		9/32-5/16	7-8	0.53	0.71	1.02	1.22	2.48	4.82	2.49	4,500
8477480		3/8	10	0.63	0.87	1.26	1.42	3.03	5.87	4.41	7,100
8477680		1/2	13	0.75	1.06	1.54	1.69	3.46	6.83	7.28	12,000
8477780		5/8	16	0.95	1.26	1.77	1.97	3.94	8.07	11.68	18,100
8477880		3/4	20	1.06	1.50	2.01	2.40	4.53	9.33	16.98	28,300



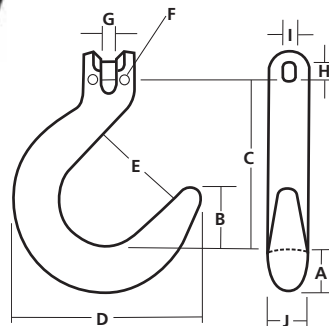
Accoloy® Eye Foundry Hook

Stock #	Chain Size			Dimensions (Inches)							Lbs. Per Each	WLL (Lbs.)
	Red	Inches	MM	Grade	D	E	F	G	J	K		
592454498		9/32	7	100	4.750	2.625	0.625	1.000	1.563	1.125	2.0	4,300
592454499		3/8	10	100	5.750	3.125	0.813	1.250	1.875	1.375	4.1	8,800
592454500		1/2	13	100	6.875	3.750	1.031	1.500	2.250	1.625	7.0	15,000
592454501		5/8	16	100	8.063	4.250	1.250	1.750	2.625	1.875	10.5	22,600
592404502		3/4	20	80	9.250	4.750	1.500	2.000	3.000	2.125	18.2	28,300
592404503		7/8	22	80	10.375	5.250	1.750	2.250	3.375	2.375	26.0	34,200
592404504		1	26	80	11.563	5.750	2.000	2.500	2.750	2.750	35.0	47,700
592404505		1-1/4	32	80	12.750	6.375	2.250	3.000	4.250	3.250	50.0	72,300





FOUNDRY HOOKS

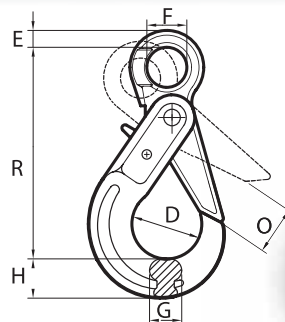


Kuplex® Clevis Foundry Hook

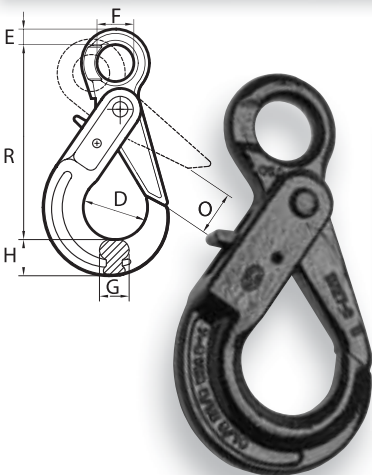
Stock #	Red	ID #	Chain Size			Dimensions (Inches)										Lbs. Per Each	WLL (Lbs.)
			Inches	MM	Grade	A	B	C	D	E	F	G	H	I	J		
598250498		K-498	9/32	7	100	1.125	1.563	4.438	4.875	2.625	0.125	0.313	0.406	0.344	0.875	2.1	4,300
598250499		K-499	3/8	10	100	1.375	1.875	5.500	5.875	3.000	0.156	0.438	0.563	0.469	1.125	4.3	8,800
598250500		K-500	1/2	13	100	1.500	2.250	6.625	6.875	3.875	0.188	0.563	0.750	0.656	1.500	8.2	15,000
598250501		K-501	5/8	16	100	2.188	2.563	7.625	8.281	4.125	0.250	0.688	0.938	0.813	1.750	14.4	22,600
598200502		K-502	3/4	20	80	2.750	3.000	8.813	9.625	4.813	0.313	0.813	1.219	1.000	2.000	24.5	28,300
598200503		K-503	7/8	22	80	3.000	3.375	9.938	10.688	5.375	0.375	0.938	1.281	1.063	2.250	33.1	34,200

Self-Locking Hooks

V10™ Eye Self-Locking Hook (Grade 100)



Stock #	Mfr. #	Chain Size		Dimensions (Inches)							Lbs. Per Each	WLL (Lbs.)
		In	MM	D	E	F	G	H	O	R		
8497100	SKE6	1/4	6	1.378	0.433	0.827	0.630	0.807	1.102	4.331	1.17	3,100
8497200	SKE7-8	9/32- 5/16	7-8	1.713	0.472	1.063	0.787	1.024	1.339	5.354	1.96	5,700
8497400	SKE10	3/8	10	2.205	0.591	1.358	0.965	1.181	1.772	6.634	3.48	8,800
8497600	SKE13	1/2	13	2.717	0.787	1.575	1.358	1.575	2.028	8.071	6.97	15,000
8497700	SKE16	5/8	16	3.150	1.063	1.969	1.398	1.969	2.362	9.902	13.34	22,600
8497800	SKE19-20	3/4	19-20	3.980	1.180	2.360	1.810	2.400	3.030	12.050	24.26	35,300
8497900	SKE22	7/8	22	4.330	1.260	2.760	2.010	2.640	3.310	13.390	33.08	42,700



Peer-Lift® Eye Self-Locking Hook (Grade 80)

Stock #	Chain Size		Dimensions (Inches)							Lbs. Per Each	WLL (Lbs.)
	Inches	MM	D	E	F	G	H	O (min)	R		
8497280*	9/32-5/16	7-8	1.71	0.47	1.06	0.79	1.02	1.34	5.35	1.96	4,500
8497480*	3/8	10	2.20	0.59	1.36	0.96	1.18	1.77	6.63	3.48	7,100
8497680*	1/2	13	2.72	0.79	1.57	1.36	1.57	2.03	8.07	6.97	12,000
8497780*	5/8	16	3.15	1.06	1.97	1.40	1.97	2.36	9.90	13.34	18,100

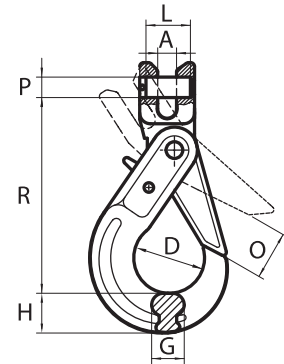
*Replaces: 8597280 - 9/32", 8597480 - 3/8", 8597680 - 1/2", 8597780 - 5/8"



DO NOT EXCEED CAPACITY!
See the CAUTIONS & WARNINGS section before using these products. Pages 134-145.

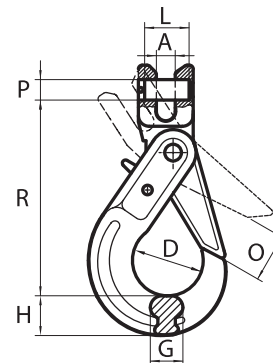


Self-Locking Hooks cont.



V10™ Clevis Self-Locking Hook (Grade 100)

Stock #	Mfr. #	Chain Size		Dimensions (Inches)							Lbs. Per Each	WLL (Lbs.)
		Inches	MM	A	D	G	H	O	R	PxL		
8498100	SKC6	1/4	6	0.264	1.378	0.630	0.807	1.102	3.700	0.29 x 0.65	1.10	3,100
8498200	SKC7-8	9/32- 5/16	7-8	0.335	1.713	0.787	1.024	1.339	4.843	0.38 x 0.91	2.12	5,700
8498400	SKC10	3/8	10	0.472	2.205	0.965	1.181	1.772	5.650	0.49 x 1.16	3.53	8,800
8498600	SKC13	1/2	13	0.591	2.717	1.358	1.575	2.028	7.067	0.63 x 1.46	6.90	15,000
8498800	SKC16	5/8	16	0.748	3.150	1.398	1.969	2.362	8.543	0.79 x 2.05	12.79	22,600
8498000	SKC19-20	3/4	19-20	0.870	3.980	1.810	2.400	3.030	10.710	0.94 x 2.87	25.14	35,300
8498900	SKC22	7/8	22	0.980	4.330	2.010	2.640	3.310	11.810	1.06 x 2.80	33.52	42,700



Peer-Lift™ Clevis Self-Locking Hook (Grade 80)

Stock #	Chain Size		Dimensions (Inches)							Lbs. Per Each	WLL (Lbs.)
	Inches	MM	A	D	G	H	O (min)	R	PxL		
8498280*	9/32-5/16	7-8	0.33	1.71	0.79	1.02	1.34	4.84	0.38 x 0.91	2.12	4,500
8498480*	3/8	10	0.47	2.20	0.97	1.18	1.77	5.65	0.49 x 1.16	3.53	7,100
8498680*	1/2	13	0.59	2.72	1.36	1.57	2.03	7.07	0.63 x 1.46	6.90	12,000
8498780*	5/8	16	0.75	3.15	1.40	1.97	2.36	8.54	0.79 x 2.05	12.79	18,100

*Replaces: 8598280 - 9/32", 8598480 - 3/8", 8598680 - 1/2", 8598880 - 5/8"



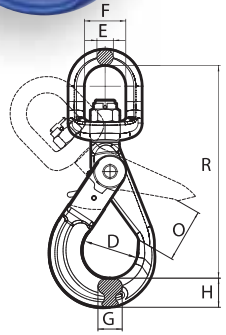


SELF-LOCKING HOOKS

V10™ Swivel Self-Locking Hook (Grade 100)

For positioning only when the hook is not under load.

Stock #	Mfr. #	Chain Size		Dimensions (Inches)							Lbs. Per Each	WLL (Lbs.)
		Inches	MM	D	E	F	G	H	O	R		
8499100	SKS6	1/4	6	1.377	0.512	1.377	0.630	0.807	1.102	6.299	1.76	3,100
8499200	SKS7-8	9/32- 5/16	7-8	1.713	0.512	1.378	0.787	1.024	1.339	7.126	2.43	5,700
8499400	SKS10	3/8	10	2.205	0.630	1.654	0.965	1.181	1.772	8.583	4.41	8,800
8499600	SKS13	1/2	13	2.717	0.787	1.929	1.358	1.575	2.028	10.591	8.82	15,000
8499700	SKS16	5/8	16	3.150	0.945	2.362	1.398	1.969	2.362	12.559	14.99	22,600
8499800	SKS19-20	3/4	19-20	3.980	1.260	3.070	1.810	2.400	3.030	16.020	33.52	35,300
8499900	SKS22	7/8	22	4.330	1.380	3.390	2.008	2.638	3.307	17.638	46.08	42,700

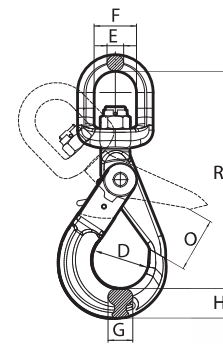
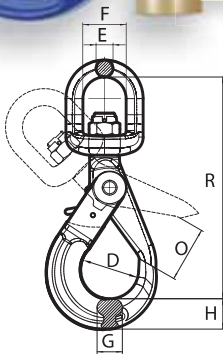


V10™ Swivel Self-Locking Hook w/ Bearing (Grade 100)

Bearing allows the hook to rotate under a load.



Stock #	Mfr. #	Chain Size		Dimensions (Inches)							Lbs. Per Each	WLL (Lbs.)
		Inches	MM	D	E	F	G	H	O (min)	R		
8491100	SKB6	1/4	6	1.377	0.512	1.377	0.630	0.807	1.102	6.299	1.76	3,100
8491200	SKB7-8	9/32- 5/16	7-8	1.713	0.512	1.378	0.787	1.024	1.339	7.126	2.43	5,700
8491400	SKB10	3/8	10	2.205	0.630	1.654	0.965	1.181	1.772	8.583	4.41	8,800
8491600	SKB13	1/2	13	2.717	0.787	1.929	1.358	1.575	2.028	10.591	8.82	15,000
8491700	SKB16	5/8	16	3.150	0.945	2.362	1.398	1.969	2.362	12.559	16.09	22,600
8491800	SKB19-20	3/4	19-20	3.980	1.260	3.070	1.810	2.400	3.030	16.020	33.52	35,300
8491900	SKB22	22	22	4.330	1.380	3.390	2.008	2.638	3.307	17.638	46.08	42,700



Peer-Lift® Swivel Self-Locking Hook (Grade 80)

For positioning only and infrequent rotation under load.

Stock #	Chain Size		Dimensions (Inches)							Lbs. Per Each	WLL (Lbs.)
	Inches	MM	D	E	F	G	H	O (min)	R		
8499280*	9/32	7	1.71	0.51	1.38	0.79	1.02	1.34	7.13	2.43	4,500
8499480*	3/8	10	2.20	0.63	1.65	0.97	1.18	1.77	8.58	4.41	7,100
8499680*	1/2	13	2.72	0.79	1.93	1.36	1.57	2.03	10.59	8.82	12,000
8499780*	5/8	16	3.15	0.94	2.36	1.40	1.97	2.36	12.64	16.09	18,100

*Replaces: 8599280 - 9/32", 8599480 - 3/8", 8599680 - 1/2", 8599780 - 5/8"



DO NOT EXCEED CAPACITY!
See the CAUTIONS & WARNINGS section before using these products. Pages 134-145.



Replacement Parts for V10™ & Peer-Lift® Components

V10™ & Peer-Lift® Clevis Hook Pin Kits



Stock #	Dia. x Length (inches)	Use with V10 Stock #	Use with Peer-Lift Stock #
8410199	0.291x0.650	8418100, 8428100, 8498100	---
8410299	.378x.906	8420200, 8429200, 8498200, 8918200, 8928200	8418280, 8498280
8410499	.492x1.161	8420400, 8429400, 8918400, 8928400, 8998400	8418480, 8498480
8410599	.630x1.457	8420600, 8428610, 8429620, 8918600, 8998600	8418680, 8498680
8410699	.787x2.047	8418700, 8420700, 8428710, 8429720, 8998800	8418780, 8498780
8410799	.945x2.874	8428810, 8918800	8418880
8410899	1.063x2.795	8428910, 8918900	8418980
8428262	.35x.91	---	8428280
8428462	.51x1.24	---	8428480
8428662	.63x1.65	---	8428680
8428762	.83x2.03	---	8428780
8428862	.94x2.42	---	8428880
8428962	1.02x2.83	---	8428980

V10™ & Peer-Lift® Sling Hook Latch Kits



Stock #	Use with V10 Stock #	Use with Peer-Lift Stock #
8410077	8417100, 8418100	---
8410177	8417200, 8418200	8417280, 8418280
8410277	8417400, 8418400	8417480, 8418480
8410377	8417600, 8418600	8417680, 8418680
8410477	8417700, 8418700	8417780, 8418780
8410577	8417800, 8418800	8417880, 8418880
8410677	8417900, 8418900	8417980, 8418980

TYPE 1




TYPE 2

V10™ Replacement Pin Kits for Retainer Pin Grab Hooks

Stock #	Use with V10 Stock #	Type
8429105	8429100	1
8429205	8429200	1
*8429225	8429220	1
8429405	8429400	1
**8429425	8429400	1
8429625	8429620	2
8429725	8429720	2
8429805	8429800	1
8429905	8429900	1

*8429225 SUPERSEDES 8429205, **8429425 SUPERSEDES 8429405

V10™ & Peer-Lift® Self-Locking Hooks Trigger Kits



Stock #	Use with V10 Stock #	Use with Peer-Lift Stock #
8490199	8491100, 8498100, 8497100, 8499100	---
8490299	8491200, 8498200, 8497200, 8499200	8497280, 8498280, 8499280
8490399	8491400, 8498400, 8497400, 8499400	8497480, 8498480, 8499480
8490499	8491600, 8498600, 8497600, 8499600	8497680, 8498680, 8499680
8490599	8491700, 8498800, 8497700, 8499700	8497780, 8498780, 8499780

V10™ & Peer-Lift® Spare Pin & Collar Set Coupling Links



Stock #	Dia. x Length (inches)	Use W/V10 Stock #	Use W/Peer-Lift Stock #
8452999	.19x1.54	8452900	---
8453199	.24x1.83	8453100	8453280
8453099	.25x2.09	8453000	8453180
8453299	.32x2.49	8953210	8453380
8453399	.39x3.11	8453300	8453480
8453499	.55x4.17	8453400	8453580
8453589	.63x4.82	8453510	8453680
8453699	.63x5.65	8453610	8453780
8453789	.71x6.26	---	8053755
8453799	.75x6.50	8453700	---
8453899	.98x7.68	---	8053855





Replacement Parts for Accoloy® Kuplex® Components

Kuplex® Load Pins & Retaining Pins

All Kuplex components derive their integrity connection from the special Kuplex Load Pins and Spiral Pins. The load pins are made from alloy steel heat treated to obtain optimum rated performance properties. The load pins are specially shaped to develop strength characteristics and resistance to bending under rated load. The oval shape presents a greater force area than conventional round pins.

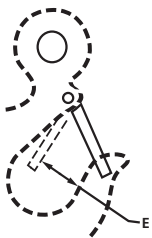


Use with Accessories for this Chain Size (Inches)	Hooks & Kuplinks				Kuplers		Retaining Pin	
	Stock No. Load Pin Set*	H (Inches)	I (Inches)	K (Inches)	Stock No. Load Pin Set	K (Inches)	Stock No.	Qty. Per Ctn.
9/32	598950232	0.406	0.313	1.156	598950132	1.531	598900332	100
3/8	598950233	0.563	0.469	1.656	598950133	2.094	598900333	50
1/2	598950234	0.719	0.625	2.219	598950134	2.719	598900334	50
5/8	598950235	0.922	0.781	2.563	598950135	3.219	598900335	25
3/4	598900236	1.188	1.000	3.125	598900136	3.938	598900336	10
7/8	598900237	1.250	1.063	3.563	598900137	4.531	---	---

Important: Use only genuine Kuplex load and retaining pins when assembling slings. Never use rods, bolts or other objects of questionable strength and metallurgy. Failure could cause serious injury or damage to property.

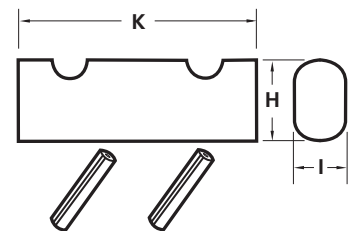
* One Load Pin and two Spiral Pins are bagged.

There is an occasional need for replacement of Spiral Pins and Load Pins. The same Load Pins cannot be used in both Kuplers and Hooks. When ordering these parts separately, be sure to specify whether they are for Kuplers or Hooks and also specify Kupler Number or the Hook Number with which they are to be used.



Accoloy® Kuplex® Latch Assembly

For use w/both Accoloy Eye Type & Kuplex Clevis Type Sling Hooks. One per bag.



Kuplex® Kuplok® Replacement Pins & Collars

Five pins and 5 collars per bag

Use with Accessories for this Chain Size (Inches)	Latch Assembly Stock #	For Hook:		E (Inches)
		Accoloy® Eye Sling Hook	Kuplex® Clevis Sling Hook	
9/32	599900402	592353080	598850080	1.000
3/8	599900403	592353081	598850081	1.375
1/2	599900404	592353082	598850082	1.625
5/8	599900405	592353083	598850083	2.125
3/4	599900406	592303084	598800084	2.438
7/8	599900407	592303085	598800085	2.625
1	599900408	592303086	599800086	3.250
1-1/4	599900410	592303088	---	3.750

Chain Size (Inches)	Stock#	
	Pin	Collar
9/32	594300403	594300404
3/8	594300603	594300604
1/2	594300803	594300804
5/8	594301003	594301004
3/4	594301203	594301204



DO NOT EXCEED CAPACITY! See the CAUTIONS & WARNINGS section before using these products. Pages 134-145.



ID Tags for Slings

Instructions for Assembling:

Punch the information onto the tag as per OSHA Standard 1910.184(e)(i) Sling identification. Alloy steel chain slings shall have permanently affixed durable identification stating size, grade, rated capacity and reach.

Stock #	Description	Finish	Dimensions (Inches)		Carton Qty.
			Length	Width	
440900009	Forged ID Tag w/wire rope & sleeve conn.	Self-Colored	4.75	1.38	50
440900003	Forged ID Tag	Self-Colored	4.75	1.38	100
599920003	Stamped ID Tag w/wire rope & sleeve conn.	Bright Zinc	4.00	1.75	50
8055435	Solid Ring Stamped ID Tag	Bright Zinc	4.00	1.50	50
8055535	Split Ring Stamped ID Tag	Bright Zinc	4.00	1.50	50




440900009

599920003



440900003



8055435

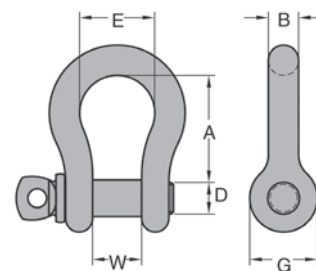
Peer-Lift® Alloy Screw Pin Anchor Shackles

For applications where frequent pin removal is needed.

- Forged Alloy Body & Pin
- Meet or exceeds FED SPEC RR-C-271 requirements
- Meets ASME B30.26 Requirements
- Hot Dipped Galvanized to ASTM A153
- Proof load at 2.2 times Working Load Limit
- Design Factor 5:1



Stock #	Trade Size (Inches)	Pin Dia. (D)	Dimensions (Inches)					Qty. Per Package	Lbs. Per Each	Working Load Limit* (Ton)
			W	A	E (Min.)	G (Max.)	B (Min.)			
8058103	3/16	1/4	0.380	0.880	0.560	0.630	0.180	5	0.1	1/2
8058203	1/4	5/16	0.470	1.130	0.750	0.880	0.240	5	0.1	3/4
8058303	5/16	3/8	0.530	1.250	0.810	1.000	0.300	5	0.2	1-1/4
8058403	3/8	7/16	0.660	1.440	0.930	1.120	0.360	5	0.3	2
8059203	7/16	1/2	0.750	1.690	1.060	1.250	0.420	5	0.5	2-2/3
8058503	1/2	5/8	0.810	1.880	1.180	1.370	0.480	5	0.7	3-1/3
8058603	5/8	3/4	1.060	2.380	1.500	1.870	0.590	5	1.4	5
8058703	3/4	7/8	1.250	2.810	1.750	2.120	0.710	5	2.4	7
8058803	7/8	1	1.440	3.310	2.000	2.370	0.830	1	3.6	9-1/2
8058903	1	1-1/8	1.690	3.750	2.310	2.620	0.950	1	5.1	12-1/2
8059003	1-1/4	1-3/8	2.030	4.690	2.870	3.250	1.190	1	9.5	18
8059103	1-1/2	1-5/8	2.380	5.750	3.370	3.750	1.420	1	17.7	25
8059403	1-3/4	2	2.880	7.000	4.500	4.500	1.660	1	30.4	34
8059503	2	2-1/4	3.250	7.750	5.250	5.250	1.900	1	45.0	43



*Ultimate load is 5 times the Working Load Limit. Reduce Working Load Limit for side loading applications, see page 139





Peer-Lift® Galvanized Anchor Shackles


Screw Pin Anchor Shackles are ideal for those applications where frequent pin removal is needed.

- Meets or exceeds FED SPEC RR-C-271 requirements
- Hot Dipped Galvanized to ASTM A153
- Proof load at 2.2 times Working Load Limit
- Meets ASME B30.26 requirements
- Design Factor 6:1

Peer-Lift® Screw Pin Anchor Shackles Forged Carbon Body and Alloy Pin

Stock#	UPC Tagged	Trade Size (Inches)	Pin Dia. (D)	Dimensions (Inches)					Qty. Per Pkg.	Lbs. Per Each	Working Load Limit* (Ton)
				W	A	E (Min.)	G (Max.)	B (Min.)			
8058105	HDG	3/16	1/4	0.380	0.880	0.560	0.630	0.180	25	0.06	1/3
8058205		1/4	5/16	0.470	1.130	0.750	0.880	0.240	25	0.11	1/2
8058305		5/16	3/8	0.530	1.250	0.810	0.830	0.300	25	0.19	3/4
8058405		3/8	7/16	0.660	1.440	0.930	1.120	0.360	25	0.31	1
8059205		7/16	1/2	0.750	1.690	1.060	1.250	0.420	25	0.49	1-1/2
8058505		1/2	5/8	0.810	1.880	1.180	1.370	0.480	25	0.73	2
8058605		5/8	3/4	1.060	2.380	1.500	1.870	0.590	25	1.37	3-1/4
8058705		3/4	7/8	1.250	2.810	1.750	2.120	0.710	25	2.36	4-3/4
8058805		7/8	1	1.440	3.310	2.000	2.370	0.830	10	3.62	6-1/2
8058905		1	1-1/8	1.690	3.750	2.310	2.620	0.950	10	5.07	8-1/2
8058005		1-1/8	1-1/4	1.810	4.250	2.620	2.870	1.070	5	7.41	9-1/2
8059005		1-1/4	1-3/8	2.030	4.690	2.870	3.250	1.190	5	9.51	12
8059305		1-3/8	1-1/2	2.250	5.250	3.250	3.500	1.310	5	13.25	13-1/2
8059105		1-1/2	1-5/8	2.380	5.750	3.370	3.750	1.420	1	17.70	17
8059405		1-3/4	2	2.880	7.000	4.500	4.500	1.660	1	30.40	25
8059505		2	2-1/4	3.250	7.750	5.250	5.250	1.900	1	45.04	35

*Ultimate load is 6 times the Working Load Limit. Reduce Working Load Limit for side loading applications, see page 139.

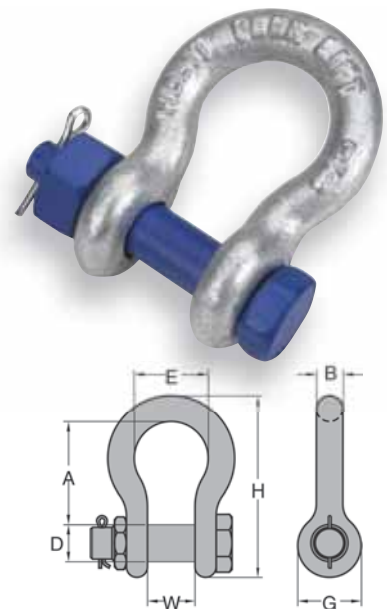


Peer-Lift® Bolt, Nut & Cotter Anchor Shackles Forged Carbon Body and Alloy Bolt

Safety Pin Anchor Shackles are complete with bolt, nut and cotter pin. Use in permanent or long term installations.

Stock#	UPC Tagged	Trade Size (Inches)	Pin Dia. (D)	Dimensions (Inches)					Qty. Per Pkg.	Lbs. Per Each	Working Load Limit* (Ton)
				W	A	E (Min.)	G (Max.)	B (Min.)			
8063005	HDG	3/16	1/4	0.375	0.875	0.562	0.625	0.180	25	0.06	1/3
8063105		1/4	5/16	0.469	1.125	0.750	0.875	0.240	25	0.11	1/2
8063205		5/16	3/8	0.531	1.250	0.812	1.000	0.300	25	0.22	3/4
8063305		3/8	7/16	0.656	1.438	0.938	1.125	0.360	25	0.33	1
8063405		7/16	1/2	0.750	1.688	1.062	1.250	0.420	25	0.51	1-1/2
8063505		1/2	5/8	0.812	1.875	1.188	1.375	0.480	25	0.79	2
8063605		5/8	3/4	1.062	2.375	1.500	1.875	0.590	25	1.68	3-1/4
8063705		3/4	7/8	1.250	2.812	1.750	2.125	0.710	25	2.72	4-3/4
8063805		7/8	1	1.438	3.312	2.000	2.375	0.830	10	3.95	6-1/2
8063905		1	1-1/8	1.688	3.750	2.312	2.625	0.950	10	5.67	8-1/2
8064005		1-1/8	1-1/4	1.812	4.250	2.625	2.875	1.070	5	8.28	9-1/2
8064105		1-1/4	1-3/8	2.031	4.688	2.875	3.250	1.190	5	11.73	12
8064205		1-3/8	1-1/2	2.250	5.250	3.250	3.500	1.310	5	15.83	13-1/2
8064305		1-1/2	1-5/8	2.375	5.750	3.375	3.750	1.420	1	18.35	17
8064405		1-3/4	2	2.875	7.000	4.500	4.500	1.660	1	33.93	25
8064505		2	2-1/4	3.250	7.750	5.250	5.250	1.900	1	52.29	35

*Ultimate load is 6 times the Working Load Limit. Reduce Working Load Limit for side loading applications, see page 139.



DO NOT EXCEED CAPACITY!
See the CAUTIONS & WARNINGS section before using these products. Pages 134-145.



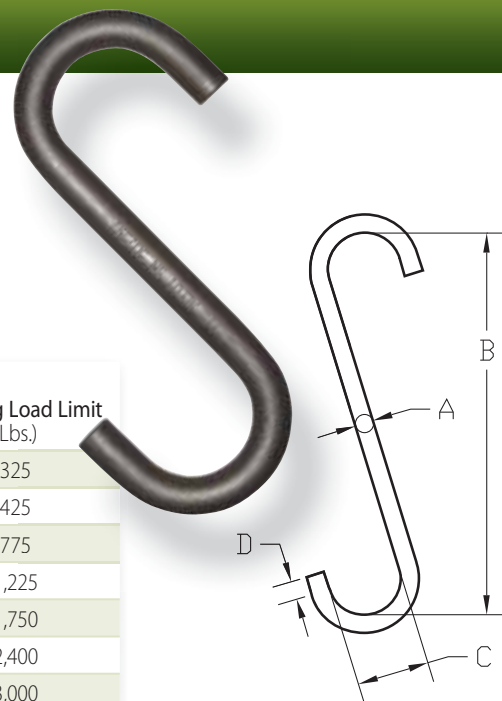
Standard Alloy Components

S-Hooks



Alloy components are 8620 alloy steel. S-hooks are heat-treated, proof tested and tumble finished.

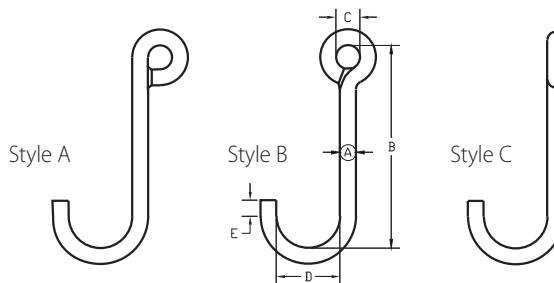
Stock #	Trade Size (Inches)	Dimensions (Inches)				Lbs. Per Each	Working Load Limit (Lbs.)
		A	B	C	D		
SHA0312	5/16	0.310	2.750	0.750	0.380	0.25	325
SHA0375	3/8	0.380	4.130	1.130	0.560	0.26	425
SHA0500	1/2	0.500	5.500	1.500	0.750	1.00	775
SHA0625	5/8	0.630	7.000	1.880	0.940	1.40	1,225
SHA0750	3/4	0.750	8.250	2.250	1.130	2.30	1,750
SHA0875	7/8	0.880	9.500	2.630	1.310	3.00	2,400
SHA1000	1	1.000	11.000	3.000	1.500	5.50	3,000
SHA1250	1-1/4	1.250	13.750	3.750	1.880	9.90	4,900
SHA1500	1-1/2	1.500	16.500	4.500	2.250	16.60	7,000
SHA1750	1-3/4	1.750	19.250	5.250	2.630	26.50	9,600
SHA2000	2	2.000	22.000	6.000	3.000	39.00	12,500



J-Hooks



Latches available upon request. Alloy components are 8620 alloy steel.



Stock # (Self-Colored)			Trade Size (Inches)	Dimensions (Inches)					Lbs. Per Each	WLL (Lbs.)
Style A	Style B	Style C		A	B	C	D	E		
JAA031	JBA031	JCA031	5/16	0.310	5.000	0.750	1.250	0.250	0.40	250
JAA038	JBA038	JCA038	3/8	0.380	6.000	0.750	1.500	0.380	0.42	350
JAA050	JBA050	JCA050	1/2	0.500	8.000	0.750	2.000	0.500	1.17	650
JAA063	JBA063	JCA063	5/8	0.630	9.000	1.000	2.500	0.630	1.50	850
JAA075	JBA075	JCA075	3/4	0.750	10.000	1.000	3.000	0.750	2.31	1,200
JAA088	JBA088	JCA088	7/8	0.880	12.000	1.000	3.500	0.880	5.00	1,500
JAA100	JBA100	JCA100	1	1.000	14.000	1.250	4.000	1.000	5.77	2,000
JAA113	JBA113	JCA113	1-1/8	1.130	15.000	1.250	4.500	1.120	7.90	2,250
JAA125	JBA125	JCA125	1-1/4	1.250	16.000	1.500	5.000	1.250	11.50	2,750
---	JBA138	JCA138	1-3/8	1.380	17.000	1.500	5.500	1.380	14.20	3,000
JAA175	---	---	1-3/4	1.750	20.000	2.500	7.000	1.750	27.50	4,000

*Working Load Limit is based on bearing point to bearing point pull.





STANDARD ALLOY COMPONENTS

Foundry Sorting Hooks



Alloy components are 8620 alloy steel.



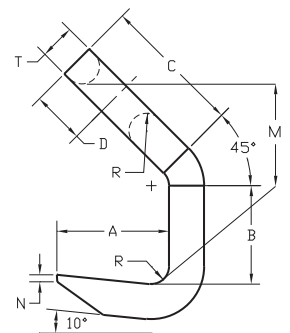
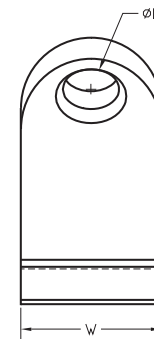
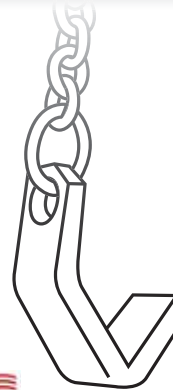
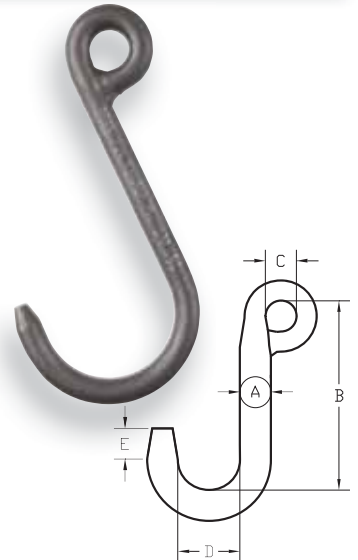
Stock #	Self- Colored	Chain Size (Inches)	Dimensions (Inches)					Lbs. Per Each	Working Load Limit (Lbs.)
			A	B	C	D	E		
FSA050		9/32	0.500	6.000	0.750	2.500	0.750	0.75	500
FSA063		9/32	0.630	8.500	0.750	3.500	1.500	1.40	800
FSA075		9/32	0.750	8.500	0.750	3.500	1.500	2.00	1,300
FSA081		3/8	0.810	8.500	0.880	3.500	1.500	2.67	1,600
FSA100		3/8	1.000	8.500	1.000	4.000	1.750	3.70	2,500
FSA113		3/8	1.130	8.500	1.000	4.000	2.000	5.00	3,500
FSA125		1/2	1.250	8.500	1.250	4.000	2.000	7.00	4,500
FSA150		1/2	1.500	8.500	1.250	5.000	1.500	9.50	6,000

Foundry Sorting Hooks - Short Version



Alloy components are 8620 alloy steel.

Stock #	Self- Colored	Chain Size (Inches)	Dimensions (Inches)					Lbs. Per Each	Working Load Limit (Lbs.)
			A	B	C	D	E		
FSA050S		9/32	0.500	6.000	0.750	3.000	1.500	1.33	450
FSA063S		9/32	0.630	6.000	0.750	3.000	1.500	2.00	900
FSA075S		9/32	0.750	6.000	0.750	3.000	1.500	2.30	1,400
FSA088S		3/8	0.880	6.000	0.880	3.000	1.500	2.88	2,000
FSA100S		3/8	1.000	6.000	1.000	3.000	1.500	3.80	3,000
FSA113S		3/8	1.130	6.000	1.000	3.000	1.500	4.70	4,000
FSA125S		1/2	1.250	6.000	1.250	3.000	1.500	6.30	5,500



Standard Plate Hook



Stock #	Chain Size		Dimensions (Inches)										Lbs. Per Each	WLL (Lbs.)
	Inches	MM	A	B	C	D	L	M	N	T	W	R		
PHA028	9/32	7	2.000	1.750	2.500	0.930	1.000	3.680	0.120	0.630	2.500	0.310	2.8	4,200
PHA038	3/8	10	2.625	3.000	4.310	1.180	1.120	6.380	0.180	0.750	2.750	0.380	5.7	7,400
PHA050	1/2	13	3.500	4.000	4.380	1.500	1.500	7.370	0.250	1.000	3.500	0.500	11.9	13,000
PHA063	5/8	16	4.375	5.000	5.430	1.870	1.880	9.250	0.310	1.250	5.000	0.630	25.8	20,400
PHA075	3/4	20	5.188	6.000	6.500	2.380	2.250	10.880	0.380	1.500	5.750	0.750	42.0	30,000
PHA088	7/8	22	6.000	7.000	7.630	2.500	2.630	13.130	0.430	1.750	6.000	0.880	62.6	40,000



DO NOT EXCEED CAPACITY!
See the CAUTIONS & WARNINGS section before using these products. Pages 134-145.



Grade 50 316L Stainless Chain

Stock #	Trade Size (Inches)	Wire Dia. (Inches)	Inside Link Dim. (Inches)		Ft. Per Drum	Lbs. Per Foot	Working Load Limit	
			Length (Nominal)	Width (Min.)			Lbs.	Kgs.
5900023	1/8	0.160	0.748	0.276	750	0.20	660	300
5900123	3/16	0.200	0.827	0.350	750	0.34	1,100	500
5900223	1/4	0.280	0.850	0.380	400	0.67	2,200	1,100
5900323	5/16	0.320	0.950	0.450	275	0.98	2,700	1,225
5900423	3/8	0.390	1.181	0.531	200	1.48	5,300	2,400
5900623	1/2	0.570	1.535	0.665	200	2.55	8,500	3,850
5900823	5/8	0.630	1.910	0.900	200	3.31	11,000	5,000

Custom Cut Lengths Are Available.

Chain Sling Working Load Limit Specifications

Grade 50 Stainless Steel Chain			
Chain Size Inches	Single Leg @ 90°	Double Leg @ 60°	Triple & Quad Leg @ 60°
3/16	1,100	1,900	2,850
1/4	2,600	4,500	6,700
5/16	3,300	5,700	8,500
3/8	5,300	9,100	13,700
1/2	8,500	14,700	22,000
5/8	11,000	19,000	28,500

DO NOT load an assembly in excess of the rated working load limits in the chart above.

DO NOT put an unequal load on one leg of a sling. Distribute the load evenly.

DO NOT expose assembly to impact, rapid lifts or sudden stops.

DO NOT tie knots or allow chains to become twisted.

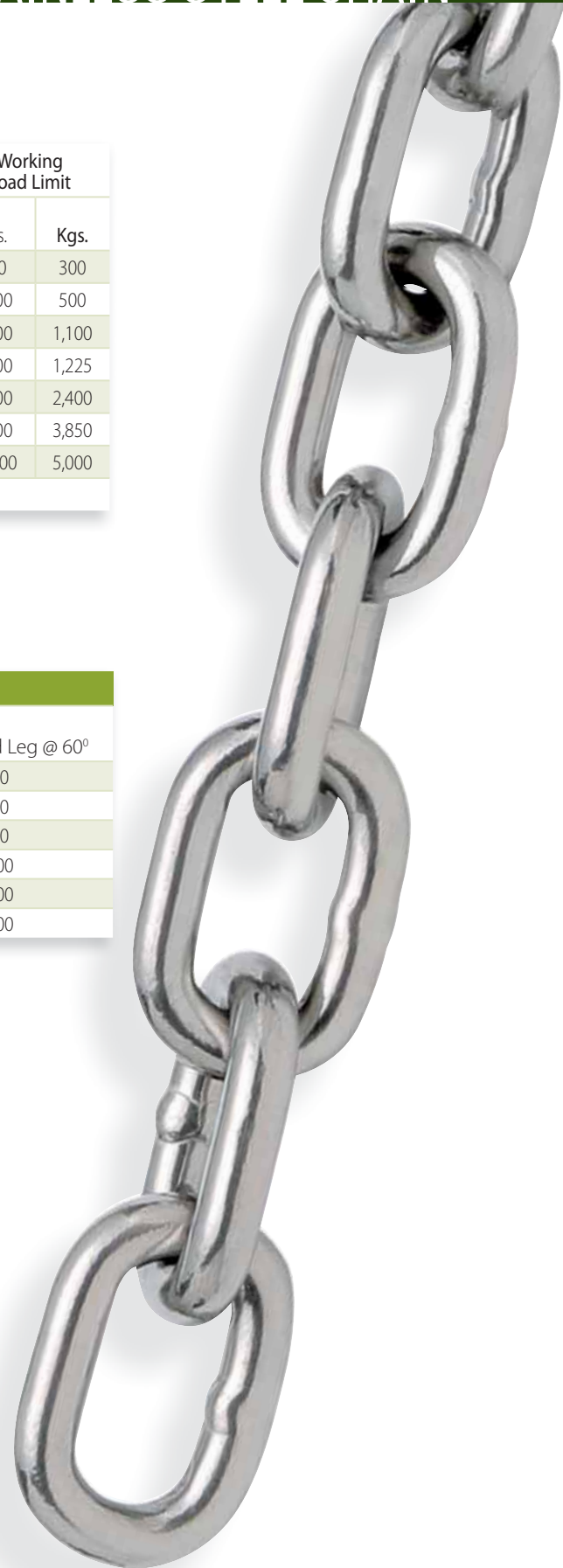
DO NOT use chain that appears to be defective, worn or damaged.

DO NOT fasten chain over sharp corners or edges. Protect with padding.

DO NOT tip load hooks. The latch must NEVER support the load.

When using non-cradle or non-shortening grab hooks in a shortening or choker application, the Working Load Limit (WLL) of the sling must be reduced by 20%

Reference the **Safety Guidelines** section of this catalog for more information.





316 Stainless Steel Components

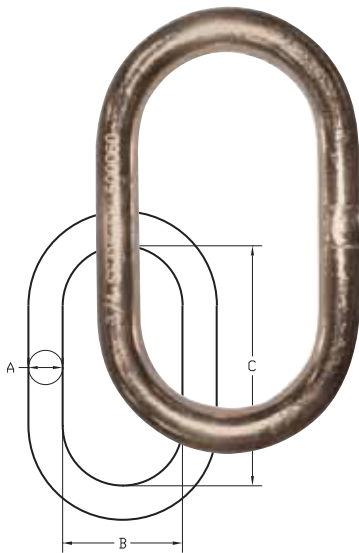
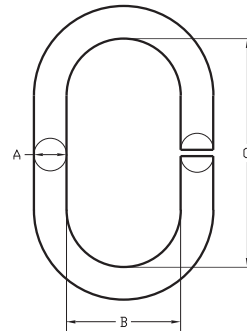
V-Notch Coupling Links



V-Notch coupling links are electropolished and ready for welding.

Stock #	Chain Size		Dimensions (Inches)			Lbs. Per Each
	Inches	MM	A	B	C	
CS031	3/16	5.5	0.310	0.630	1.250	0.10
CS038	9/32	7	0.380	0.880	1.500	0.16
CS044	5/16	8	0.440	0.940	1.750	0.25
CS050	3/8	10	0.500	1.000	2.000	0.36
CS063	1/2	13	0.630	1.500	2.500	0.74

NOT FOR OVERHEAD LIFTING.



Oblong Master Links



Welded, electropolished and proof tested.

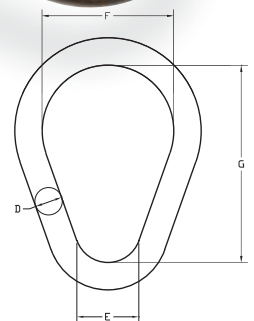
Stock #	Trade Size		Dimensions (Inches)			Lbs. Per Each	Working Load Limit (Lbs.)
	Inches	MM	A	B	C		
OMS038	3/8	10	0.380	2.000	4.000	0.42	750
OMS050	1/2	13	0.500	2.500	5.000	0.94	2,150
OMS063	5/8	16	0.630	2.750	5.500	1.63	2,850
OMS075	3/4	20	0.750	3.000	6.000	2.50	4,600
OMS100	1	26	1.000	3.500	7.000	5.40	7,800
OMS125	1-1/4	32	1.250	4.000	8.000	8.75	11,800
OMS150	1-1/2	38	1.500	5.250	10.500	17.00	18,600

Pear Shape Master Links



Welded, electropolished and proof tested.

Stock #	Trade Size		Dimensions (Inches)				Lbs. Per Each	Working Load Limit (Lbs.)
	Inches	MM	D	E	F	G		
PMS038	3/8	10	0.380	1.000	2.000	4.000	0.30	750
PMS050	1/2	13	0.500	1.250	2.500	5.000	0.80	2,150
PMS063	5/8	16	0.630	1.380	2.750	5.500	1.50	2,850
PMS075	3/4	20	0.750	1.500	3.000	6.000	2.10	4,600
PMS100	1	26	1.000	2.000	4.000	8.000	5.10	7,800
PMS125	1-1/4	32	1.250	3.000	6.000	9.000	9.60	11,800
PMS150	1-1/2	38	1.500	5.000	7.000	10.500	16.50	18,600



DO NOT EXCEED CAPACITY!
See the CAUTIONS & WARNINGS section before using these products. Pages 134-145.



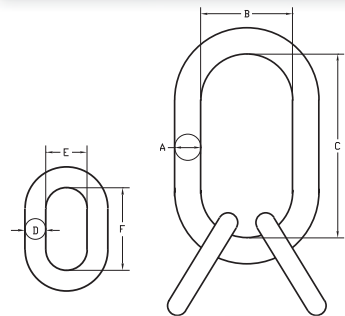
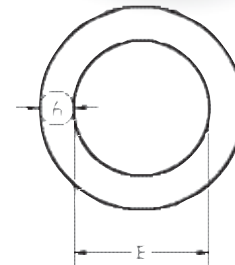
316 Stainless Steel Components

Round Rings



Welded, electropolished and proof tested.

Stock #	Trade Size		Dimensions (Inches)		Lbs. Per Each	Working Load Limit (Lbs.)
	Inches	MM	A	B		
RMS038	3/8	10	0.380	2.000	0.23	750
RMS050	1/2	13	0.500	2.500	0.62	1,300
RMS063	5/8	16	0.630	3.000	1.20	1,850
RMS075	3/4	20	0.750	4.000	1.85	2,800
RMS100	1	26	1.000	4.000	4.00	5,650
RMS125	1-1/4	32	1.250	5.000	7.80	7,650
RMS150	1-1/2	38	1.500	6.000	11.70	9,700



Sub-Assemblies



Welded, electropolished and proof tested.

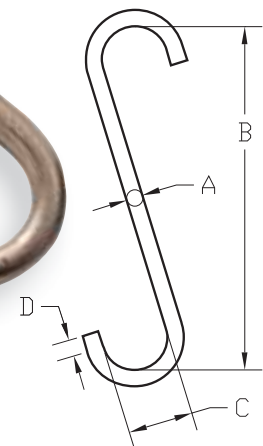
Stock #	Chain Size		Dimensions (Inches)						Lbs. Per Each	Working Load Limit (Lbs.) @ 60°
	In.	MM	A	B	C	D	E	F		
SMS019	3/16	5.5	0.630	2.750	5.500	0.380	0.880	1.500	2.00	2,850
SMS025	1/4	6	0.750	3.000	6.000	0.500	1.000	2.000	2.90	3,225
SMS038	3/8	10	1.000	3.500	7.000	0.750	1.500	3.000	7.10	6,875
SMS050	1/2	13	1.250	4.000	8.000	0.880	2.000	3.500	12.50	11,675
SMS063	5/8	16	1.500	5.250	10.500	1.120	2.500	5.000	15.00	15,575



S-Hooks



Stock #	Trade Size	Dimensions (Inches)				Lbs. Per Each	Working Load Limit (Lbs.)
	Inches	A	B	C	D		
SHS025	1/4	0.250	2.750	0.750	0.380	0.07	75
SHS038	3/8	0.380	4.130	1.130	0.560	0.33	165
SHS050	1/2	0.500	5.500	1.500	0.750	0.59	325
SHS063	5/8	0.630	7.000	1.880	0.940	1.23	500
SHS075	3/4	0.750	8.250	2.250	1.130	2.31	660
SHS088	7/8	0.880	9.630	2.630	1.310	3.05	900
SHS100	1	1.000	11.000	3.000	1.500	4.98	1,060



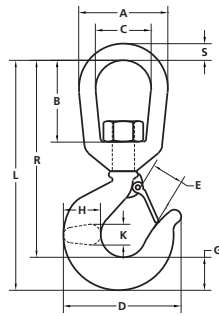
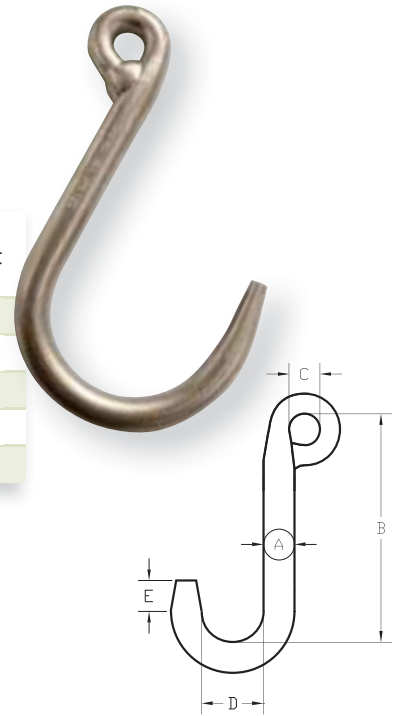


Foundry Sorting Hooks



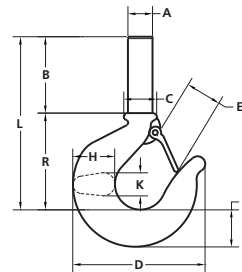
Welded, electropolished and proof tested.

Stock #	Trade Size (Inches)	Dimensions (Inches)					Lbs. Per Each	Working Load Limit (Lbs.)
		A	B	C	D	E		
SFS050	1/2	0.500	6.000	0.560	3.000	1.500	0.70	200
SFS063	5/8	0.630	6.000	0.560	3.000	1.500	1.11	300
SFS075	3/4	0.750	6.000	0.750	3.000	1.500	1.52	500
SFS100	1	1.000	6.000	0.750	3.000	1.500	2.94	900
SFS125	1-1/4	1.250	6.000	1.000	3.000	1.500	5.16	1,500



Swivel Hooks

Stock #	Dimensions (Inches)											Lbs. Per Ea.	WLL (Lbs.)
	A	B	C	D	E	G	H	K	L	R	S		
SWS2L	2.000	1.460	1.180	3.000	0.780	0.880	0.880	0.560	5.230	4.350	0.410	0.88	1,000
SWS3L	2.500	1.970	1.380	3.190	0.910	0.880	0.970	0.630	6.080	5.200	0.560	1.50	1,500
SWS4L	2.500	1.970	1.380	3.560	0.980	1.060	1.120	0.720	6.570	5.510	0.560	2.03	2,000
SWS5L	2.820	2.400	1.560	3.880	1.090	1.200	1.310	0.810	7.510	6.310	0.670	2.82	2,500



Shank Hooks

Stock #	Dimensions (Inches)										Lbs. Per Ea.	WLL (Lbs.)
	A	B	C	D	E	G	H	K	L	R		
SHS2L	0.560	2.000	0.690	3.000	0.780	0.880	0.880	0.560	5.000	2.310	0.66	1,000
SHS3L	0.610	2.250	0.750	3.190	0.910	0.880	0.970	0.630	5.500	2.440	0.83	1,500
SHS4L	0.720	2.500	0.880	3.560	0.980	1.060	1.120	0.720	6.250	2.750	1.42	2,000
SHS5L	0.840	2.700	1.000	3.880	1.090	1.200	1.310	0.810	6.970	3.060	1.92	2,500



DO NOT EXCEED CAPACITY!
See the CAUTIONS & WARNINGS section before using these products. Pages 134-145.



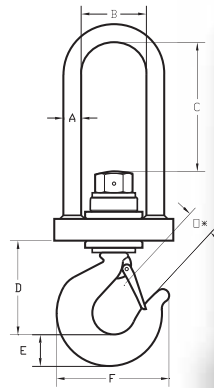
Insulated Swivel Hook



Protect your crane, hoist, and fork lift batteries from costly repairs or replacement as a result of electrical arcing. The electrically insulated hook eliminates current flow that can damage hoists and lifting equipment.

STANDARD FEATURES

- Extensive product offerings from 4,000 to 40,000 Lbs. WLL
- Arcing protection up to 2,000 volts
- Rated safe up to 225 degrees F.
- ISO4000 incorporates free turning SKF bearing to easily position work under load
- More economical than similar competitors' offerings
- ASME B30.10 compliant with a 4:1 design factor
- Individually proof tested 2:1, serialized and test certificate supplied
- Made in the USA



Stock #	Dimensions (Inches)							Lbs. Per Each	WLL (Lbs.)
	A	B	C	D	E	F	O*		
IS04000	0.630	2.250	4.380	3.688	1.150	4.120	1.120	6.0	4,000
IS08000	0.750	2.500	5.000	3.880	1.430	4.940	1.340	8.8	8,000
IS12000	1.000	3.000	6.500	4.750	1.810	6.500	1.780	18.4	12,000
IS20000	1.380	4.000	7.630	6.430	2.560	8.680	2.250	50.0	20,000
IS40000	1.750	6.000	10.380	9.500	3.630	13.630	3.630	119.3	40,000

*Dimension O is clearance under safety latch

All of this and More from a Single Source

ALLOY FORGINGS • CARGO CONTROL • BELOW THE HOOK



PEERLESS
A KITO GROUP COMPANY

peerlesschain.com



DO NOT EXCEED CAPACITY!
See the CAUTIONS & WARNINGS section before using these products. Pages 134-145.



PEERLESS[®]

A **KITO** GROUP COMPANY

We are capable of satisfying all of your **BELOW-THE-HOOK** requirements!

Select products from our standard offering or we can design and manufacture a custom lifting device to fit your specific application from carbon, alloy, stainless, aluminum or other specialty metals. Our experienced sales, engineering and manufacturing staff are available to solve all of your below-the-hook lifting needs.

Lifting Beams



Roll Lifters



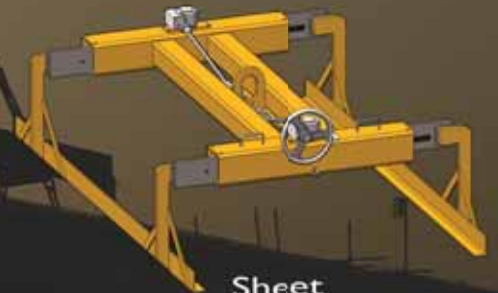
Spreader Beams



Tongs



Sheet Lifters



Pallet Lifters



Coil Lifters



Fork Truck Accessories



For more information, visit us online at
www.peerlesschain.com



PEERLESS®

A KITO GROUP COMPANY

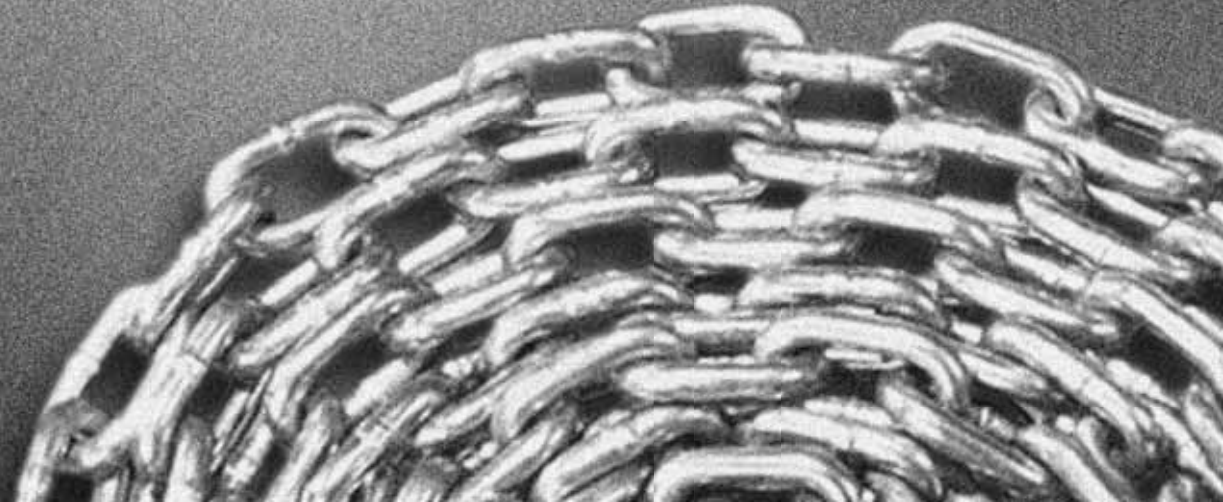


Peerless is pleased to offer **Custom Lifting Product** development. Our engineering staff, with 20 plus years of industry experience can provide lifting solutions to improve safety and ergonomics; and our blacksmiths' capabilities offer the evolution of special attachments and lifting devices. *Contact Customer Service for a quote on your next project.*



CARGO CONTROL

Grade 70 Transport Chain.....	50-51
Binder Chain Assemblies.....	52-54
Transport Hooks & Links.....	55-56
Load Binders.....	57-60
Strap Assemblies & Accessories.....	61-65
Bulk Strap Hardware & Winches.....	66-67
Winch Bars, Hard Parts & Guards.....	68
Rubber Tie-Down Corner Protectors.....	69
Auto Tie-Downs.....	70
Tow Straps & Cable Pullers.....	71
Ag & Utility Trailer Safety Chains.....	72-73
Winch Line Tail Chain.....	73
Cargo Bars.....	74-76
Coil Racks.....	76



CARGO CONTROL

Grade 70 Domestic Transport Chain (NACM)



Transport chain is considered the chain of choice for load binding applications. It is also well suited for tie-downs, towing and logging operations. Its strength to weight ratio exceeds that of Proof Coil and High Test. Transport chain meets Department of Transportation regulations. Order unit is foot. **NOT FOR OVERHEAD LIFTING**



Full Drum

Stock #	Trade Size		Wire Dia. (Inches)	Inside Link Dim. (Inches)		Ft. Per Drum	Net Wt. (Lbs.)	Working Load Limit	
	Inches	MM		Length (Nominal)	Width (Nominal)			Lbs.	Kgs.
5041253	1/4	7	0.274	1.235	0.496	800	508	3,150	1,429
5040353*	5/16	8	0.334	1.111	0.505	550	550	4,700	2,132
5041453	3/8	10	0.392	1.370	0.572	400	544	6,600	2,994
5041653	1/2	13	0.509	1.772	0.778	200	460	11,300	5,127
5040853	5/8	16	0.625	1.997	0.882	150	521	15,800	7,166

*Made to Short Link specs

Half Drum

Stock #	Trade Size		Wire Dia. (Inches)	Inside Link Dim. (Inches)		Ft. Per Drum	Net Wt. (Lbs.)	Working Load Limit	
	Inches	MM		Length (Nominal)	Width (Nominal)			Lbs.	Kgs.
5041254	1/4	7	0.274	1.235	0.496	400	254	3,150	1,429
5040354*	5/16	8	0.334	1.111	0.505	275	275	4,700	2,132
5041454	3/8	10	0.392	1.370	0.572	200	272	6,600	2,994
5041654	1/2	13	0.509	1.772	0.778	100	230	11,300	5,127
5040854	5/8	16	0.625	1.997	0.882	75	261	15,800	7,166

*Made to Short Link specs

4 & 5 Gallon Square Pail

Stock #	Trade Size		Wire Dia. (Inches)	Inside Link Dim. (Inches)		Ft. Per Pail	Net Wt. (Lbs.)	Working Load Limit	
	Inches	MM		Length (Nominal)	Width (Nominal)			Lbs.	Kgs.
5340355*	5/16	8	0.334	1.111	0.505	60	62	4,700	2,132
5340455	3/8	10	0.392	1.370	0.572	40	56	6,600	2,994
5440255	1/4	7	0.274	1.235	0.496	150	96	3,150	1,429
5440355*	5/16	8	0.334	1.111	0.505	100	100	4,700	2,132
5440455	3/8	10	0.392	1.370	0.572	75	102	6,600	2,994

*Made to Short Link specs

Box

Stock #	Trade Size		Wire Dia. (Inches)	Inside Link Dim. (Inches)		Ft. Per Box	Net Wt. (Lbs.)	Working Load Limit	
	Inches	MM		Length (Nominal)	Width (Nominal)			Lbs.	Kgs.
5454255	1/4	7	0.274	1.235	0.496	225	148	3,150	1,429
5454355*	5/16	8	0.334	1.111	0.505	150	156	4,700	2,132
5454455	3/8	10	0.392	1.370	0.572	100	140	6,600	2,994

*Made to Short Link specs



All G70 domestic chain (5/16, 3/8, 1/2) is stamped with the Working Load Limit every 10 links as shown.



Find Transport chain accessories on page 53-54.



Grade 70 Import Transport Chain (Short Link)

Grade 70 was designed specifically to provide a light, yet strong chain for binding, tie-downs, towing and construction use. Made from a variety of medium carbon and alloy materials. Induction heat treated, the chain meets all requirements set by the Department of Transportation (DOT), CCMTA & CVSA for truck tie-down use. Manufactured to ASTM 80 short link specs or NACM long link specs for reduced weight. Order unit is foot. **NOT FOR OVERHEAD LIFTING**

Full Drum

Stock #	Trade Size		Wire Dia. (Inches)	Inside Link Dim. (Inches)		Ft. Per Drum	Net Wt. (Lbs.)	Working Load Limit	
	Inches	MM		Length (Nominal)	Width (Min.)			Lbs.	Kgs.
H0316-0420	1/4	7	0.281	0.980	0.410	800	570	3,150	1,429
H0316-0520	5/16	8	0.343	1.100	0.470	550	630	4,700	2,132
H0316-0620	3/8	10	0.406	1.190	0.550	400	615	6,600	2,994
H0316-0820	1/2	13	0.531	1.600	0.750	200	526	11,300	5,127
H0316-0920	5/8	16	0.630	2.020	0.850	150	563	15,800	7,166

Half Drum

Stock #	Trade Size		Wire Dia. (Inches)	Inside Link Dim. (Inches)		Ft. Per Drum	Net Wt. (Lbs.)	Working Load Limit	
	Inches	MM		Length (Nominal)	Width (Min.)			Lbs.	Kgs.
H0314-0420	1/4	7	0.281	0.980	0.410	400	285	3,150	1,429
H0314-0520	5/16	8	0.343	1.100	0.470	275	326	4,700	2,132
H0314-0620	3/8	10	0.406	1.190	0.550	200	308	6,600	2,994
H0314-0820	1/2	13	0.531	1.600	0.750	100	263	11,300	5,127

5 Gallon Round Pail

Stock #	Trade Size		Wire Dia. (Inches)	Inside Link Dim. (Inches)		Ft. Per Pail	Net Wt. (Lbs.)	Working Load Limit	
	Inches	MM		Length (Nominal)	Width (Min.)			Lbs.	Kgs.
H0310-0420	1/4	7	0.281	0.980	0.410	150	110	3,150	1,429
H0310-0520	5/16	8	0.343	1.100	0.470	100	118	4,700	2,132
H0310-0620	3/8	10	0.406	1.190	0.550	75	115	6,600	2,994

Grade 70 Import Transport Chain (NACM-Long Link) - Full Drum

Stock #	Trade Size		Wire Dia. (Inches)	Inside Link Dim. (Inches)		Ft. Per Drum	Net Wt. (Lbs.)	Working Load Limit	
	Inches	MM		Length (Nominal)	Width (Min.)			Lbs.	Kgs.
H0317-0420	1/4	7	0.281	1.240	0.380	800	540	3,150	1,429
H0317-0520	5/16	8	0.343	1.290	0.440	550	586	4,700	2,132
H0317-0620	3/8	10	0.406	1.380	0.550	400	584	6,600	2,994
H0317-0820	1/2	13	0.531	1.790	0.720	200	500	11,300	5,127



DO NOT EXCEED CAPACITY!
See the CAUTIONS & WARNINGS section before using these products. Pages 134-145.



Binder Chain Assemblies

NOT FOR OVERHEAD LIFTING

Peerless can provide binder chain assemblies for all your tie-down requirements. Meets DOT/CVSA/CCMTA requirements.

G100 Binder Chain Assembly - NACM



Stock #		Trade Size (Inches)	Length (Feet)	Qty. Per Drum	Lbs. Per Drum	Qty. Per Ctn.	Lbs. Per Ctn.	Working Load Limit	
Drum	Carton							Lbs.	Kgs.
5222363*	5222360	3/8	20	20	658	1	33	8,800	3,992
5227363*	5227360	1/2	10	20	647	1	32	15,000	6,804
5227362*	---	1/2	10	10	324	---	---	15,000	6,804
5228363*	5228360	1/2	20	10	593	1	59	15,000	6,804

*UPC Tagged

G80 Binder Chain Assembly - NACM



Stock #	Trade Size (Inches)	Length (Feet)	Qty. Per Drum	Lbs. Per Drum	Working Load Limit	
					Lbs.	Kgs.
8607617	3/8	20	10	310	7,100	3,220
8610503	1/2	10	10	285	12,000	5,553
8607630	1/2	20	10	532	12,000	5,553



G70 Binder Chain Assembly - NACM

Stock #		Trade Size (Inches)	Length (Feet)	Qty. Per Drum	Lbs. Per Drum	Qty. Per Ctn.	Lbs. Per Ctn.	Working Load Limit	
Drum	Carton							Lbs.	Kgs.
5261063*	5261060*	5/16	14	25	390	1	16	4,700	2,132
5261154**	--	5/16	16	25	443	--	--	4,700	2,132
5261163*	5261160*	5/16	16	25	443	1	18	4,700	2,132
5261363*	5261360*	5/16	20	25	600	1	22	4,700	2,132
5261463*	5261460*	5/16	25	25	600	1	26	4,700	2,132
5262063	5262060	3/8	14	25	600	1	21	6,600	2,994
5262163	5262160	3/8	16	25	500	1	23	6,600	2,994
5262354**	--	3/8	20	25	722	--	--	6,600	2,994
5262363	5262360	3/8	20	25	722	1	29	6,600	2,994
5262463	5262460	3/8	25	20	500	1	36	6,600	2,994
8612253	8612449	1/2	10	20	527	1	26	11,300	5,126
8605182	8610107	1/2	20	10	560	1	50	11,300	5,126
5262653**	---	1/2	20	5	280	---	---	11,300	5,126

*Made to short link specs. ** UPC Tagged



Binder Chain Assemblies Cont.

G43 Binder Chain Assembly - NACM



Stock #		Trade Size (Inches)	Length (Feet)	Qty. Per Drum	Lbs. Per Drum	Qty. Per Ctn.	Lbs. Per Ctn.	Working Load Limit	
Drum	Carton							Lbs.	Kgs.
5239462	5239460	5/16	20	25	476	1	19	3,900	1,769
5233462	5233460	3/8	14	25	525	1	21	5,400	2,449
5234462	5234460	3/8	16	25	600	1	24	5,400	2,449
5231462	5231460	3/8	20	25	750	1	30	5,400	2,449
5231262	5231260	3/8	25	20	720	1	36	5,400	2,449

T80 Binder Chain Assembly - Short Link

T80 Alloy chain assemblies come in a black finish. Meets DOT/CVSA/CCMTA requirements. Packaged bulk in drums or each in retail single packs.

ASTM Spec. short link for longer life. NOT FOR OVERHEAD LIFTING

Stock #		Trade Size (Inches)	Length (Feet)	Qty. Per Drum	Lbs. Per Drum	Qty. Per Carton	Lbs. Per Carton	Working Load Limit	
Drum	Carton							Lbs.	Kgs.
H3334-5524	H3340-5524	3/8	16	20	520	1	26	7,100	3,220
H3334-5624	H3340-5624	3/8	20	20	640	1	32	7,100	3,220
H3334-6124	H3340-6124	1/2	15	10	430	1	43	12,000	5,443
H3334-6224	H3340-6224	1/2	20	10	550	1	55	12,000	5,443



G70 Binder Chain Assembly - Short Link

G70 assemblies have a yellow zinc finish for easier identification and for protection of the chain. Meets DOT/CVSA/CCMTA requirements. Packaged bulk in drums or each in retail single packs.

ASTM Spec. short link for longer life. NOT FOR OVERHEAD LIFTING

Stock #		Trade Size (Inches)	Length (Feet)	Qty. Per Drum	Lbs. Per Drum	Qty. Per Carton	Lbs. Per Carton	Working Load Limit	
Drum	Carton							Lbs.	Kgs.
H3226-5020	H3240-5020	5/16	14	30	450	1	15	4,700	2,132
H3226-5120	H3240-5120	5/16	16	30	600	1	20	4,700	2,132
H3226-5220	H3240-5220	5/16	20	25	600	1	24	4,700	2,132
H3226-5320	H3240-5320	5/16	25	20	600	1	30	4,700	2,132
H3226-5420	H3240-5420	5/16	30	15	640	1	32	4,700	2,132
H3226-5920	H3240-5920	3/8	12	30	660	1	22	6,600	2,994
H3226-5720	H3240-5720	3/8	14	25	600	1	24	6,600	2,994
H3226-5520	H3240-5520	3/8	16	20	500	1	25	6,600	2,994
H3226-5620	H3240-5620	3/8	20	20	680	1	34	6,600	2,994
H3226-5820	H3240-5820	3/8	25	15	615	1	41	6,600	2,994
H3226-6020	H3240-6020	1/2	10	20	560	1	30	11,300	5,126
H3226-6120	H3240-6120	1/2	15	10	440	1	44	11,300	5,126
H3226-6220	H3240-6220	1/2	20	10	560	1	56	11,300	5,126



DO NOT EXCEED CAPACITY! See the CAUTIONS & WARNINGS section before using these products. Pages 134-145.



G70 Binder Chain Assembly - NACM

NACM spec long link chain has a longer pitch link for less weight per assembly. Pitch is the inside length measurement of a link. **NOT FOR OVERHEAD LIFTING**

Stock #	Trade Size (Inches)	Length (Feet)	Qty. Per Drum	Lbs. Per Drum	Working Load Limit	
					Lbs.	Kgs.
H3275-5220	5/16	20	25	550	4,700	2,132
H3275-5620	3/8	20	20	620	6,600	2,994

G70 Binder Chain Assembly - With Eye Grab Hooks - Short Link

NOT FOR OVERHEAD LIFTING



ASTM Spec. short link for longer life.

Stock #		Trade Size (Inches)	Length (Feet)	Qty. Per Drum	Lbs. Per Drum	Qty. Per Carton	Lbs. Per Carton	Working Load Limit	
Drum	Carton							Lbs.	Kgs.
H3226-5580	H3240-5580	3/8	16	20	500	1	25	6,600	2,994
H3226-5680	H3240-5680	3/8	20	20	640	1	32	6,600	2,994

G43 Binder Chain Assembly - Long Link

NOT FOR OVERHEAD LIFTING



Stock #		Trade Size (Inches)	Length (Feet)	Qty. Per Drum	Lbs. Per Drum	Working Load Limit	
Drum	Carton					Lbs.	Kgs.
5231424*		3/8	20	25	750	5,400	2,449
5234424*		3/8	16	25	600	5,400	2,449

* UPC Tagged

G43 Binder Chain Assembly - Short Link

High Test chain assemblies come in a self color tumbled finish. Meets DOT/CVSA/CCMTA requirements. Packaged bulk in drums or each in retail single packs. **NOT FOR OVERHEAD LIFTING**

ASTM Spec. short link for longer life.



Stock #		Trade Size (Inches)	Length (Feet)	Qty. Per Drum	Lbs. Per Drum	Qty. Per Carton	Lbs. Per Carton	Working Load Limit	
Drum	Carton							Lbs.	Kgs.
H3132-5205	H3140-5205	5/16	20	25	600	1	24	3,900	1,769
H3132-5605	H3140-5605	3/8	20	20	580	1	29	5,400	2,449



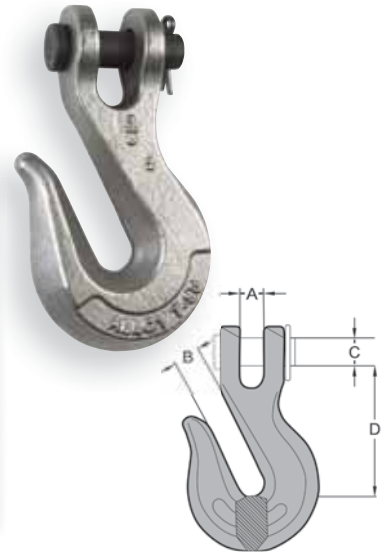
Forged Hooks

NOT FOR OVERHEAD LIFTING

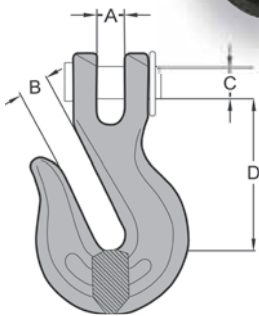
Transport (T80) Clevis Grab Hook - Domestic



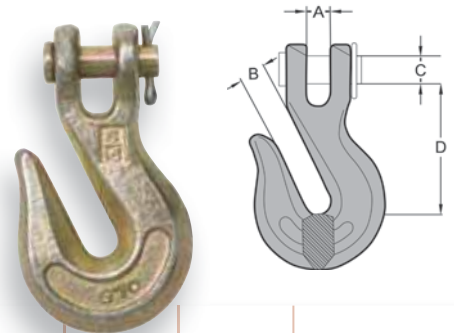
Stock #	Chain Size (Inches)	Dimensions (Inches)				Qty. Per Pkg.	Lbs. Per Each	Working Load Limit	
		A	B	C	D			Lbs.	Kgs.
8024215	1/4	0.310	0.380	0.330	1.880	10	0.42	3,500	1,588
8024315	5/16	0.380	0.440	0.390	2.380	10	0.72	4,500	2,041
8024415	3/8	0.450	0.500	0.500	2.630	10	1.14	7,100	3,221
8024615	1/2	0.590	0.660	0.590	3.310	10	2.32	12,000	5,443
8024815	5/8	0.750	0.780	0.750	3.940	5	4.08	18,100	8,210



Transport (T80) Clevis Grab Hook



Stock #	Chain Size (Inches)	Dimensions (Inches)				Qty. Per Pkg.	Lbs. Per Each	Working Load Limit	
		A	B	C	D			Lbs.	Kgs.
8008450	3/8	0.480	0.500	0.470	2.630	10	1.00	7,100	3,220
8008650	1/2	0.750	0.660	0.630	3.190	10	2.20	12,000	5,443



Transport (G70) Clevis Grab Hook

Stock #			Chain Size (Inches)	Dimensions (Inches)				Qty. Per Pkg.	Lbs. Per Each	Working Load Limit	
UPC Tagged	UPC Tagged	Bulk		A	B	C	D			Lbs.	Kgs.
Self-Colored	Yellow Zinc		1/4	0.360	0.400	0.380	1.970	10	0.4	3,150	1,429
8022215	8022230	8022255									
8022315	8022330	8022355									
8022415	8022430	8022455									
8022615	8022630	8022655									
---	8022855	---	5/8	0.910	0.780	0.750	3.780	5	3.75	15,800	7,166



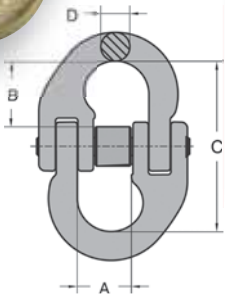
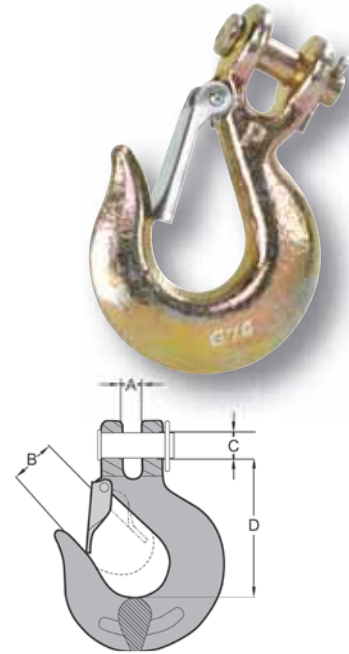
DO NOT EXCEED CAPACITY!
See the CAUTIONS & WARNINGS section before using these products. Pages 134-145.

Forged Hooks & Connectors

NOT FOR OVERHEAD LIFTING

Transport (G70) Clevis Slip Hook - w/Latch

Stock #		Chain Size (Inches)	Dimensions (Inches)				Qty. Per Pkg.	Lbs. Per Each	Working Load Limit	
Bulk	UPC Tagged		A	B	C	D			Lbs.	Kgs.
8015275	8015266	1/4	0.440	0.750	0.380	2.610	10	0.65	3,150	1,429
8015375	8015366	5/16	0.455	0.900	0.440	2.870	10	0.87	4,700	2,132
8015475	8015466	3/8	0.545	1.135	0.470	3.310	10	1.30	6,600	2,994
8015675	8015666	1/2	0.700	1.345	0.630	4.000	5	2.85	11,300	5,127
8015875	---	5/8	0.992	1.890	0.750	4.940	5	5.30	15,800	7,166



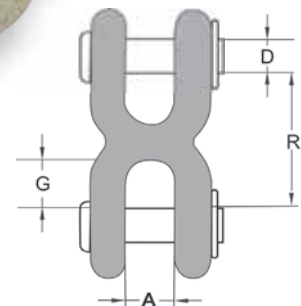
Transport (G70) Coupling Link

Stock #		Chain Size (Inches)	Dimensions (Inches)				Qty. Per Pkg.	Lbs. Per Each	Working Load Limit	
UPC Tagged	Yellow Zinc		A	B	C	D			Lbs.	Kgs.
8153055		1/4	0.580	0.700	1.800	0.380	5	0.28	3,150	1,429
8153155		5/16	0.630	0.900	2.250	0.400	5	0.58	4,700	2,132
8153255		3/8	0.880	1.000	2.650	0.510	5	0.75	6,600	2,994
8153355		1/2	1.000	1.450	3.400	0.630	5	1.60	11,300	5,127
8153455		5/8	1.33	1.75	4.1	0.750	5	2.50	15,800	7,166

Transport (G70) Double Clevis Link

Drop forged, quenched & tempered. Use with G70 chain.

Stock #		Chain Size (Inches)	Dimensions (Inches)				Qty. Per Pkg.	Lbs. Per Each	Working Load Limit	
Bulk	UPC Tagged		A	R	D	G			Lbs.	Kgs.
8057235	8057230	1/4-5/16	0.470	1.180	0.380	0.430	10	0.33	4,700	2,132
8057435	8057430	3/8	0.530	1.400	0.450	0.480	10	0.60	6,600	2,994
---	8057530	3/8-5/16	0.510	1.400	0.440	0.450	10	0.57	6,600	2,994
8057635	8057630	7/16-1/2	0.650	1.750	0.560	0.630	10	1.00	11,300	5,127



Binder Chain Assembly Usage Chart

Calculating the minimum number of Tie-Downs depends on the cargo length, cargo weight and cargo type. The sum of the working load limits from all Tie-Downs must be at least 50% of the weight of the cargo.

Articles 5' or shorter require 1 Tie-Down. Articles 5' or shorter and weighing more than 1100 Lbs. require 2 Tie-Downs. Articles more than 5' up thru 10' require 2 Tie-Downs. Add an additional Tie-Down for articles more than 10' and for each additional 10' or part thereof. Articles prevented from forward movement by a bulkhead or another load require a Tie-Down for every 10' and for each 10' or part thereof. When calculating the minimum number of tie downs required for securement and there is a remaining fraction, the number must always be rounded upward to add an additional tie down.

Wheeled or tracked vehicles over 10,000 Lbs. require a minimum of 4 Anchor (Direct) Tie-Downs and 4 Tightening Devices – each with a minimum working load limit of 5000 Lbs. Anchor Tie-Downs are a direct connection between the load and the trailer. All accessory attachments such as booms, shovels, and backhoes must be lowered and properly secured - usually with an additional Tie-Down and Tie-Down Device.

Indirect Tie-Downs (not Anchor Tie-Downs) should form a minimum angle of 30 degrees to the trailer floor. Steel coils, paper rolls, concrete pipe, dressed lumber, boulders, flattened cars, automobiles, light trucks, vans, and containers require special calculations. Always consult FMCSA regarding special applications.

This chart is provided as a guide to meet the basic minimum current in-service requirements in accordance to the FMCSA† and the DOT‡. The following table lists the minimum number of chain assemblies required to secure a load per DOT, CVSA§ and CCMTA.

*This chart is only to be used as a reference.

†FMCSA:
Federal Motor Carrier Safety Admin.

‡DOT:
Department of Transportation

§CVSA:
The Commercial Vehicle Safety Alliance

¶CCMTA:
Council of Motor Transportation Administrators

Chain Grade	Chain Size		Working Load Limit (WLL)		Net weight of cargo to be secured in Lbs. (kg.)								
					10,000 (4,540)	15,000 (6,800)	20,000 (9,070)	25,000 (11,334)	30,000 (13,608)	35,000 (15,876)	40,000 (18,144)	45,000 (20,412)	50,000 (22,680)
	Inches	MM	Lbs.	Kg									
Alloy G100	9/32	7	4,300	1,950	2	2	3	3	4	4	5	6	6
	5/16	8	5,700	2,600	1	2	2	3	3	4	4	4	5
	3/8	10	8,800	4,000	1	1	2	2	2	2	3	3	3
	1/2	13	15,000	6,800	1	1	1	1	1	2	2	2	2
	5/8	16	22,600	10,300	1	1	1	1	1	1	1	1	2
Alloy G80	9/32	7	3,500	1,570	2	3	3	4	5	5	6	7	8
	5/16	8	4,500	2,000	2	2	3	3	4	4	5	5	6
	3/8	10	7,100	3,200	1	2	2	2	3	3	3	4	4
	1/2	13	12,000	5,400	1	1	1	2	2	2	2	2	3
	5/8	16	18,100	8,200	1	1	1	1	1	1	2	2	2
Transport G70	1/4	7	3,150	1,430	2	3	4	4	5	6	7	8	8
	5/16	8	4,700	2,130	2	2	3	3	4	4	5	5	6
	3/8	10	6,600	2,990	1	2	2	2	3	3	4	4	4
	1/2	13	11,300	5,130	1	1	1	2	2	2	2	2	3
	5/8	16	15,800	7,170	1	1	1	1	1	2	2	2	2
High Test G43	1/4	7	2,600	1,180	2	3	4	5	6	7	8	9	10
	5/16	8	3,900	1,770	2	2	3	4	4	5	6	6	7
	3/8	10	5,400	2,450	1	2	2	3	3	4	4	5	5
	1/2	13	9,200	4,170	1	1	2	2	2	2	3	3	3

Load Binders



Ratchet Loadbinder



Stock #	Chain Size (In.)		Take-Up (In.)	Handle Length (In.)	Qty. Per Pkg.	Lbs. Per Pkg.	Working Load Limit	
	G70	G43					Lbs.	Kgs.
5200320	5/16	3/8	8.00	15.50	4	50	5,400	2,449
*5200675	3/8	1/2	8.00	14.00	4	50	9,200	4,173

*Red in color



DO NOT EXCEED CAPACITY!
See the CAUTIONS & WARNINGS section before using these products. Pages 134-145.

Load Binders



3 position pawl.



Tamper resistant.



QuikBinder® Ratchet Loadbinder

QuikBinder® A Ratchet Load Binder Like No Other

The QuikBinder® offers higher working load limits than standard ratchet load binders, and is designed for use with either Grade 70 Transport, Grade 80, or Grade 100 Alloy tie-down chains.

- Easier to install than standard ratchet load binders
- 3-position pawl offers the user a choice of ratchet extension, ratchet take-up or a "free spin"
- Available in three sizes
- Vinyl coated barrel for a strong, comfortable grip
- Folding handle offers additional safety
- Can be locked to the tie-down chain with a long shank padlock – *see page 117!*
- Meets all DOT/CVSA/CCMTA requirements
- Working Load Limit permanently marked on handle



Stock #	Chain Grade and Size (Inches)			Take-up (Inches)	Handle Length (In.)		Qty. Per Package	Lbs. Per Package	Working Load Limit	
	G70	G80	G100		Folded	Straight			Lbs.	Kgs.
H5125-0658	5/16 & 3/8	5/16 & 3/8	5/16	6.00	9.50	13.90	4	46	7,100	3,220
H5125-0858	3/8 & 1/2	3/8 & 1/2	3/8	6.00	9.50	13.90	4	56	12,000	5,443
H5125-0958	1/2 & 5/8	1/2 & 5/8	1/2	6.00	9.50	13.90	2	37	18,100	8,210

Load Binders Cont.

Our loadbinders meet all DOT/CVSA/CCMTA requirements. Special hook construction supports the load of the chain and will not bind. Loadbinders are heat treated and proof tested with forged heat treated hooks. The Working Load Limit is permanently marked on handle. All loadbinders feature special links with controlled flash welds and are painted with yellow, powdercoat enamel.



Ratchet Binder Plus Loadbinder

Ratchet Binder Plus has higher strength ratings for use with Grade 70 Transport, Grade 80, or Grade 100 Alloy tie-down chains.

Stock #	Chain Grade & Size (Inches)			Take-Up (Inches)	Handle Length (Inches)	Qty. Per Package	Lbs. Per Package	Working Load Limit		
	Yellow	G70	G80					G100	Lbs.	Kgs.
H5121-4158		5/16 & 3/8	5/16 & 3/8	5/16	6.50	13.92	2	22	7,100	3,220
H5121-4258		3/8 & 1/2	3/8 & 1/2	3/8	6.50	13.92	2	28	12,000	5,443
H5121-4458		1/2 & 5/8	1/2 & 5/8	1/2	6.50	13.92	2	35	18,100	8,210



Ratchet Loadbinder

Stock #	Chain Size (Inches)		Take-Up (Inches)	Handle Length (Inches)	Qty. Per Package	Lbs. Per Package	Working Load Limit	
	G70	G43					Lbs.	Kgs.
H5123-4052	1/4	5/16	5.00	6.75	2	9	3,900	1,769
H5123-4152	5/16	3/8	6.50	13.92	2	22	5,400	2,449
H5123-4252	3/8	1/2	6.50	13.92	2	26	9,200	4,173
H5123-4452	1/2	5/8	6.50	13.92	2	32	13,000	5,897



DO NOT EXCEED CAPACITY!
See the CAUTIONS & WARNINGS section before using these products. Pages 134-145.

CAM Release Lever Loadbinder

This binder is a lever load binder designed to allow the user to release the binder tension without any kickback of the handle. The center of the body of the binder independently rotates, free of the handle, to release the tension smoothly and easily.

Stock #	Chain Size (In.)		Take-Up (In.)	Handle Length (In.)	Qty. Per Pkg.	Lbs. Per Pkg.	Working Load Limit	
	G70	G43					Lbs.	Kgs.
Yellow	G70	G43						
H5250-0658	5/16	3/8	4.00	13.00	4	39	6,600	2,994
H5250-4252	3/8	1/2	4.75	17.24	4	58	9,200	4,173



TRAVEL SAFE!
CARGO CONTROL
 Trailer towing, hauling, rigging, moving and securing!

PEERLESS
 A KITO GROUP COMPANY
www.peerlesschain.com



WARNING

DO NOT EXCEED CAPACITY!
 See the CAUTIONS & WARNINGS section before using these products. Pages 134-145.

Premium 1" Polyester Straps

All 1" strap assemblies are packaged in tamper-resistant, durable, sonic welded "clam shells." These retail packages are slotted for pegboard hooks and will also stand for counter display. Each package includes complete instructions for use. These versatile straps are great for securing boats, motorcycles, ATVs, etc.

Blue and black 1" straps feature 4,500 Lb. webbing.



Ratchet Tie-Down - With J-Hooks

Strap features a plated "J" hook and floating "D" ring on each end that can be secured through truck stake holes, eye bolts, etc. Premium ratchet-style buckle for easy tightening.

Stock #	Color	Length (Feet)	Qty. Per Package	Lbs. Per Package	Working Load Limit	
					Lbs.	Kgs.
CC1116	Blue	16	10	18	500	227
CC1120*	Blue	20	10	21	1,100	500

**HD Ratchet*

Utility Lashing Strap - With Easy Release CAM Buckle

This universal strap secures anything with a circumference of less than assembly length. Loose end feeds through easy release CAM buckle.

Stock #	Color	Length (Feet)	Qty. Per Package	Lbs. Per Package	Working Load Limit	
					Lbs.	Kgs.
CC1412	Black	2 @ 8	10 Pr.	11	500	227



Easy Release Tie-Down - With S-Hooks

Strap features one vinyl coated hook, one zinc plated hook and an easy release CAM buckle.

Stock #	Color	Length (Feet)	Qty. Per Package	Lbs. Per Package	Working Load Limit	
					Lbs.	Kgs.
CC1612	Black	2 @ 6	10 Pr.	18	500	227
CC1616	Black	16	10	13	500	227

Ratchet Tie-Down - With S-Hooks

One vinyl coated hook, one zinc plated hook. Premium ratchet-style buckle for easy tightening.

Stock #	Color	Length (Feet)	Qty. Per Package	Lbs. Per Package	Working Load Limit	
					Lbs.	Kgs.
CC1815	Blue	15	10	19	500	227
CC1885*	Blue	15	10	22	1,100	500

**HD Ratchet*



DO NOT EXCEED CAPACITY!
See the CAUTIONS & WARNINGS section before using these products. Pages 134-145.

CARGO CONTROL

2" Ratchet Strap Assemblies

All heavy duty 2" cargo strap assemblies are made from premium, yellow, 10,000 Lb. tensile strength tested, polyester webbing for maximum durability. Meets all the requirements of the U.S. Department of Transportation (DOT), Canadian Council of Motor Transport Administrators (CCMTA) and Commercial Vehicle Safety Alliance (CVSA). 2" inline strap assemblies come standard with a 12" fixed end.



Wide Handle Ratchet - With Flat Hooks

Stock #	Color	Length (Feet)	Qty. Per Package	Lbs. Per Package	Working Load Limit	
					Lbs.	Kgs.
CC2627	Yellow	27	8	46	3,333	1,512
CC2630	Yellow	30	8	49	3,333	1,512
CC2640	Yellow	40	4	26	3,333	1,512

Wide Handle Ratchet - With J-Hooks

Stock #	Color	Length (Feet)	Qty. Per Package	Lbs. Per Package	Working Load Limit	
					Lbs.	Kgs.
CC2827	Yellow	27	8	45	3,333	1,512
CC2830	Yellow	30	8	48	3,333	1,512
CC2557*	Yellow	27	8	77	3,333	1,512



2" Ratchet Strap Components



2" Inline Adjustable End Strap - With Hardware

Stock #	Type	Length (Feet)	Qty. Per Pkg.	Lbs. Per Pkg.	Working Load Limit	
					Lbs.	Kgs.
CC2029	Flat Hook	29	8	21	3,333	1,512
CC2059	J-Hook	29	8	22	3,333	1,512
CC2079	Chain & Hook	29	8	40	3,333	1,512

2" Inline Fixed End Strap - With Hardware

Stock #	Type	Length (Inches)	Qty. Per Pkg.	Lbs. Per Pkg.	Working Load Limit	
					Lbs.	Kgs.
CC2082	J-Hook	12	8	6	3,333	1,512
CC2083	Flat Hook	12	8	7	3,333	1,512
CC2085	Chain & Hook	30	8	26	3,333	1,512



Replacement Ratchet

Stock #	Type	Size (In.)	Qty. Per Pkg.	Lbs. Per Pkg.	Working Load Limit	
					Lbs.	Kgs.
CC2094	Short Wide	2	8	19	3,670	1,665
CC2095	Long Wide	2	8	20	3,670	1,665
CC4094	Long Wide	4	4	32	7,340	3,329




3" Ratchet Strap Assemblies

All heavy duty 3" cargo strap assemblies are made from premium, yellow, 12,000 Lb. tensile strength tested, polyester webbing for maximum durability. Meets all requirements of the U.S. Department of Transportation (DOT), Canadian Council of Motor Transport Administrators (CCMTA) and Commercial Vehicle Safety Alliance (CVSA).
3" inline strap assemblies come standard with a 18" fixed end.

Flat Hook Strap Assembly

Stock #	Length (Feet)	Qty. Per Package	Lbs. Per Package	Working Load Limit	
				Lbs.	Kgs.
CC3030	30	8	38	4,000	1,814



Standard Handle Ratchet - With Flat Hooks

Stock #	Length (Feet)	Qty. Per Package	Lbs. Per Package	Working Load Limit	
				Lbs.	Kgs.
CC3626	27	4	50	4,000	1,814
CC3629	30	4	52	4,000	1,814

4" Strap Assemblies

All heavy duty 4" cargo strap assemblies are made from premium, yellow, 16,200 Lb. tensile strength tested, polyester webbing for maximum durability. Meets all requirements of the U.S. Department of Transportation (DOT), Canadian Council of Motor Transport Administrators (CCMTA) and Commercial Vehicle Safety Alliance (CVSA).
4" inline strap assemblies come standard with a 18" fixed end.



Flat Hook Strap Assembly

Stock #	Length (Feet)	Qty. Per Package	Lbs. Per Package	Working Load Limit	
				Lbs.	Kgs.
CC4027	27	8	37	5,400	2,450
CC4030	30	8	36	5,400	2,450
CC4060	60	4	35	5,400	2,450

Sewn Loop Strap Assembly

Stock #	Length (Feet)	Qty. Per Package	Lbs. Per Package	Working Load Limit	
				Lbs.	Kgs.
CC4127	27	8	30	5,400	2,450
CC4130	30	8	33	5,400	2,450



DO NOT EXCEED CAPACITY!
See the CAUTIONS & WARNINGS section before using these products. Pages 134-145.

4" Strap Assemblies Cont.

V-Iron Strap Assembly

Stock #	Length (Feet)	Qty. Per Package	Lbs. Per Package	Working Load Limit	
				Lbs.	Kgs.
CC4527	27	8	36	5,400	2,450
CC4530	30	8	40	5,400	2,450
CC4560	60	4	35	5,400	2,450



Chain & Hook Strap Assembly

Stock #	Length (Feet)	Qty. Per Package	Lbs. Per Package	Working Load Limit	
				Lbs.	Kgs.
CC4227	27	8	54	5,400	2,450
CC4230	30	8	56	5,400	2,450

Standard Handle Ratchet Strap Assembly

- With Flat Hooks

Stock #	Length (Feet)	Qty. Per Package	Lbs. Per Package	Working Load Limit	
				Lbs.	Kgs.
CC4730	30	4	55	5,400	2,450



4" Fixed End Strap - With Flat Hooks

Stock #	Length (Inches)	Qty. Per Package	Lbs. Per Package	Working Load Limit	
				Lbs.	Kgs.
CC4783	18	4	6	5,400	2,450

Roll-Off Container Hook Strap Assembly

Government regulations require that all roll-on/roll-off containers use a securement device. Our bolt-on hook assembly allows for easy strap replacement.

Stock #	Length (Feet)	Qty. Per Package	Lbs. Per Package	Working Load Limit	
				Lbs.	Kgs.
CC4603	5	8	25	5,400	2,450
CC4605	5	8	44	5,400	2,450



Container Tie-Down Replacement Strap

Stock #	Length (Feet)	Qty. Per Package	Lbs. Per Package	Working Load Limit	
				Lbs.	Kgs.
CC4686	5	8	44	5,400	2,450



2" Interior Van Straps

Our interior van straps are designed for use inside van trailers equipped with wood or metal rails and E-Series/F-Series track. When used properly they will secure most loads from shifting or falling. All van straps come standard with a 4' fixed end and a captivated adjustable end.



CAM Buckle - With Spring E-Clip

Stock #	Color	Length (Feet)	Qty. Per Pkg.	Lbs. Per Pkg.	Working Load Limit	
					Lbs.	Kgs.
CC3712	Yellow	12	12	21	835	379
CC3716	Gray	16	12	25	835	379
CC3720	Blue	20	8	17	835	379

Ratchet - With Spring E-Clip

Stock #	Color	Length (Feet)	Qty. Per Pkg.	Lbs. Per Pkg.	Working Load Limit	
					Lbs.	Kgs.
CC3812	Yellow	12	8	19	1,000	454
CC3816	Gray	16	8	21	1,000	454
CC3820	Blue	20	8	22	1,000	454



Rope Tie - With E-Clip

Stock #: **CC3703**
 Length: 6"
 Color: Multi
 Weight: 0.50 Lbs./each
 Factory Package: 8/ctn
 WLL: 1,000Lbs./454 Kgs.
 Order Unit: Each



Boat Trailer Winches

Hand operated winches for boat trailers with either galvanized aircraft cable or webbing and a latch hook. The winches and hooks are zinc plated to protect from rusting. They have a 4.1:1 gear ratio for easier cranking. Factory package 6/ctn.



Stock #	Description	Length (Feet)	Winch		Order Unit	Lbs. Per Pkg.	Working Load Limit	
			Type	Gear Ratio			Lbs.	Kgs.
CC5707	Hand Winch with 3/16" GAC & Hook	30	2 Way / 1 Speed	4.1:1	1	54	1,200	544
CC5725	Hand Winch with 2" Web Strap & Hook	30	2 Way / 1 Speed	4.1:1	1	48	1,200	544



DO NOT EXCEED CAPACITY!
 See the CAUTIONS & WARNINGS section before using these products. Pages 134-145.

Bulk Strap Hardware

RTJ Cluster Hook (3 Link for Chain)

Stock #: **CC92130**
 Finish: Bright Zinc
 WLL: 4,000 Lbs./1,815 Kgs.
 Weight Each: 2.65 Lbs

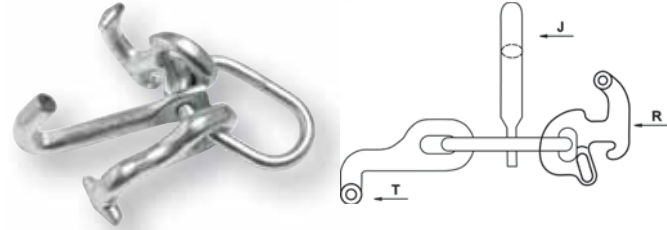
Factory Package: 10
 Order Unit: Each
 Design Factor: 3:1



RTJ Cluster Hook (1 Link for Web)

Stock #: **CC92132**
 Finish: Bright Zinc
 WLL: 4,000 Lbs./1,815 Kgs.
 Weight Each: 2.28 Lbs.

Factory Package: 10
 Order Unit: Each
 Design Factor: 3:1



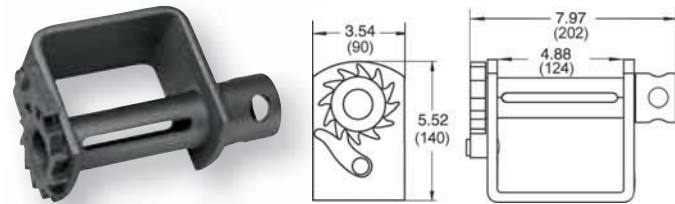
Winches

All winches, when installed properly, provide for a safe and secure method of cargo tie-down on flat bed style trailers. They are made from medium carbon steel and meet all requirements of the DOT, CVSA and the CCMTA. For use with 2", 3" & 4" webbing and cable.

Standard Bottom Mount Weld-On Web Winch

Stock #: **CC5850**
 Finish: Black Powder
 WLL: 6,000 Lbs./2,722 Kgs.
 Weight Each: 9.50 Lbs.

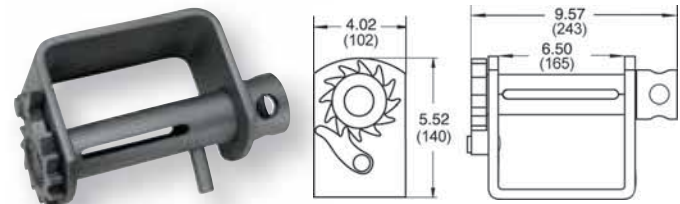
Factory Package: 6
 Order Unit: Each
 Design Factor: 3:1



Combination Bottom Mount Weld-On Web & Cable Winch

Stock #: **CC5854**
 Finish: Black Powder
 WLL: 5,500 Lbs./2,495 Kgs.
 Weight Each: 12.30 Lbs.

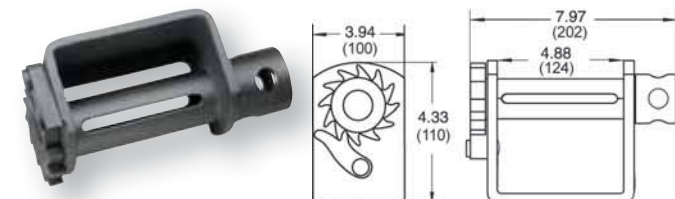
Factory Package: 6
 Order Unit: Each
 Design Factor: 3:1



Standard Low-Profile Side Mount Weld-On Web Winch

Stock #: **CC5860**
 Finish: Black Powder
 WLL: 6,000 Lbs./2,722 Kgs.
 Weight Each: 9.00 Lbs.

Factory Package: 6
 Order Unit: Each
 Design Factor: 3:1



Combination Low Profile Mount Weld-On Web & Cable Winch

Stock #: **CC5864**
 Finish: Black Powder
 WLL: 5,500 Lbs./2,495 Kgs.
 Weight Each: 10.85 Lbs.

Factory Package: 6
 Order Unit: Each
 Design Factor: 3:1

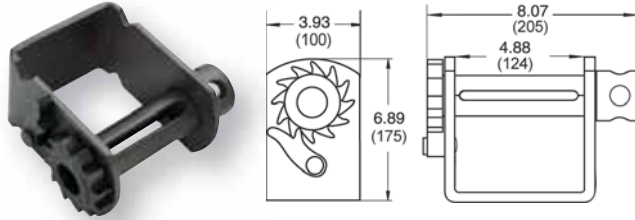


BULK STRAP HARDWARE & WINCHES

Standard Slider Winch

Stock #: **CC5900**
 Finish: Black Powder
 WLL: 5,500 Lbs./2,495 Kgs.
 Weight Each: 11.35 Lbs.

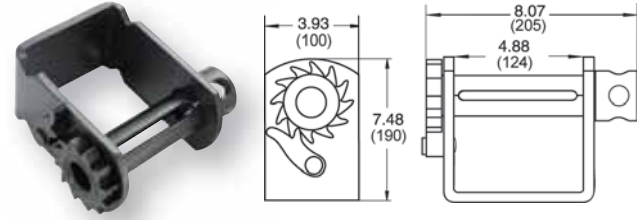
Factory Package: 6
 Order Unit: Each
 Design Factor: 3:1



Storable Slider Winch

Stock #: **CC5906**
 Finish: Black Powder
 WLL: 5,500 Lbs./2,495 Kgs.
 Weight Each: 11.50 Lbs.

Factory Package: 6
 Order Unit: Each
 Design Factor: 3:1



Standard Bottom Mount Portable Web Winch (w/2 bolts)

Stock #: **CC5955**
 Finish: Black Powder
 WLL: 6,000 Lbs./2,722 Kgs.
 Weight Each: 10.85 Lbs.

Factory Package: 6
 Order Unit: Each
 Design Factor: 3:1



Low-Profile Side Mount Portable Web Winch (w/2 bolts)

Stock #: **CC5965**
 Finish: Black Powder
 WLL: 6,000 Lbs./2,722 Kgs.
 Weight Each: 11.50 Lbs.

Factory Package: 6
 Order Unit: Each
 Design Factor: 3:1

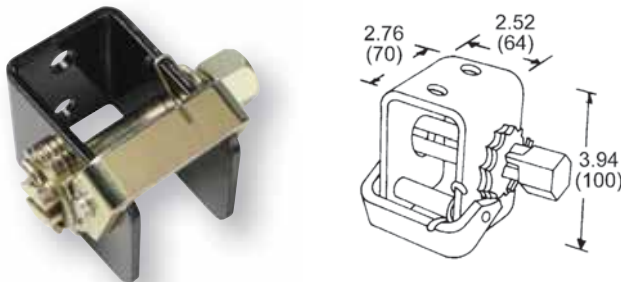


Lashing winches, for use with 2" webbing, can be welded or bolted onto a trailer. Winch design offers similar features of a ratchet buckle with its quick release. Hex drive style requires a 1 1/8" hex head wrench or socket.

Lashing Winch (w/Hex Drive)

Stock #: **CC5820**
 Finish: Black Powder
 WLL: 3,335 Lbs./1,515 Kgs.
 Weight Each: 3.55 Lbs.

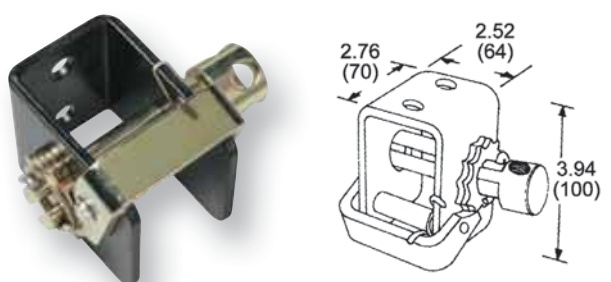
Factory Package: 10
 Order Unit: Each
 Design Factor: 3:1



Lashing Winch (w/Standard Bar Drive)

Stock #: **CC5822**
 Finish: Black Powder
 WLL: 3,335 Lbs./1,515 Kgs.
 Weight Each: 3.10 Lbs.

Factory Package: 10
 Order Unit: Each
 Design Factor: 3:1



For Proper Winch Use:

- Use extreme caution when tensioning the winch/assembly to assure the latch/pawl is fully engaged in the gear sprocket teeth before releasing the pressure on the winch bar. Always keep hands and fingers away from the winch pawl & keep face, head and body out of path of winch bar.
- Inspect all binding components (winch, strap assembly, chain assembly, loadbinder) prior to each use. Never use damaged or worn equipment. Remove from service and replace with new. Do not attempt to repair. Winch bars are used entirely at the users own risk and the use of a winch bar demonstrates an understanding of the risks and a willingness to accept the consequences of possible property damage, serious personal injury and/or loss of life.
- When using Peerless winch bars with winches the tapered point of the bar must be inserted completely through both holes in the winch cap. Failure to insert bar correctly could cause the bar to slip and result in serious personal injury and/or loss of life. During tightening and before releasing the tie down assembly, check the winch pawl to insure it has properly engaged the gear sprocket. Always grip the winch bar at the knurled section of the bar for increased safety. Reference the SAFETY GUIDELINES section of this catalog for more information.

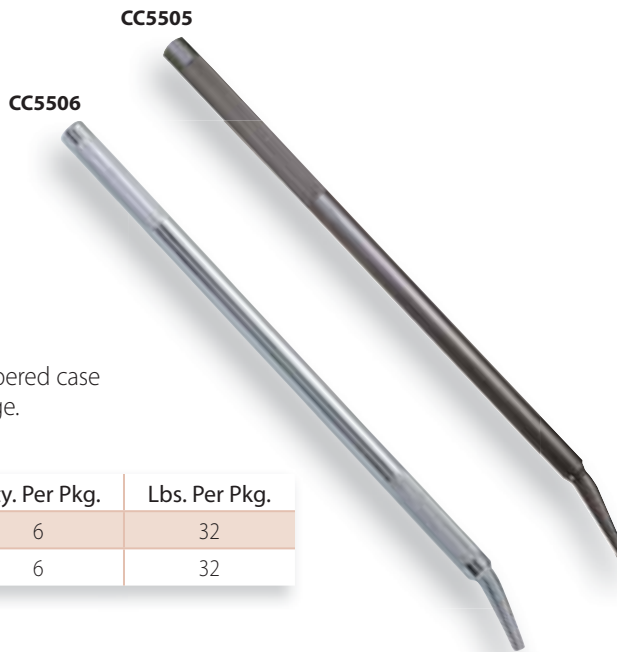


DO NOT EXCEED CAPACITY!
 See the CAUTIONS & WARNINGS section before using these products. Pages 134-145.

Winch Bars, Hard Parts & CargoGuard™

Winch Bars

Winch bars feature a knurled handle for a safe grip as well as tapered case hardened ribbed nose piece for strength and to prevent slippage.



Stock #	Finish	Type	Length (In.)	Qty. Per Pkg.	Lbs. Per Pkg.
CC5505	Painted	Standard	32.5	6	32
CC5506	Chrome	Standard	32.5	6	32



CargoBar Rack (For Square Bars Only)

Stock #: **CC5620**
Weight: 6.25 Lbs./Ea.
Factory Package: 8/Ctn.
Order Unit: Each



Weld-On C-Hook

Stock #: **CC5626**
Weight: 0.83 Lbs./Ea.
Factory Package: 12/Ctn.
Order Unit: Each



4" Metal Corner

Stock #: **CC5630**
Weight: 1.46 Lbs./Ea.
Factory Package: 24/Ctn.
Order Unit: Each



4" Rubber Corner

Stock #: **CC5634**
Weight: 0.88 Lbs./Ea.
Factory Package: 50/Ctn.
Order Unit: Each



16" Galvanized Corner

Stock #: **CC5635**
Weight: 1.83 Lbs./Ea.
Factory Package: 24/Ctn.
Order Unit: Each



HD Beam Socket

Stock #: **CC5642**
Weight: 0.92 Lbs./Ea.
Factory Package: 12/Ctn.
Order Unit: Each



G-70 Floor Chain Anchor (3/8 Chain)

Stock #: **CC5656**
Weight: 3.45 Lbs./Ea.
Factory Package: 10/Ctn.
Order Unit: Each



4" Plastic Corner

Stock #: **CC5680**
Weight: 0.30 Lbs./Ea.
Factory Package: 24/Ctn.
Order Unit: Each




Strap Winder

Stock #: **CC5695**
Weight: 3.17 Lbs./Ea.
Factory Package: 6/Ctn.
Order Unit: Each




CargoGuard™ Flexible Corner Protectors

CargoGuards feature patented, multiple living hinges that adapt to the form of any cargo, regardless of the shape. It is designed to protect both the strap and the cargo and can be installed even after the strap has been placed on the load. Made from high impact thermoplastic, 2 or more snap together for any required length.



CargoGuard (For 1" & 2" Straps)

Stock #: CC5681R
Weight: 0.07 Lbs./Ea.
Factory Package: 15/Ctn.
Order Unit: Each



CargoGuard (For 2" & 4" Straps)

Stock #: CC5682
Weight: 0.10 Lbs./Ea.
Factory Package: 24/Ctn.
Order Unit: Each



CargoGuard (For 2" Straps)

Stock #: CC5681
Weight: 0.07 Lbs./Ea.
Factory Package: 24/Ctn.
Order Unit: Each



CargoGuard 2 pk (For 2" & 4" Straps)

Stock #: CC5684
Weight: 0.21 Lbs./Pkg.
Factory Package: 24/Ctn.
Order Unit: Each

Rubber Rope S-J Hook

Stock #: **CC8199**
Finish: Bright Zinc
Wire diameter: 0.160"
Inside length: 3.0"
Weight: 0.05 Lbs./Ea.
Factory Package: 100/Ctn.
Order Unit: Each




DO NOT EXCEED CAPACITY!
See the CAUTIONS & WARNINGS section before using these products. Pages 134-145.

Auto Tie-Downs & Axle Straps

2" premium polyester, shrink wrapped for retail shelf display. Axle straps feature protective sleeves.


Auto Tie-Down (w/Ratchet, HD Snap Hook & RTJ Hook)

Stock #: **CC2574**
 Length: 8'
 Weight: 6.00 Lbs./Ea.
 Factory Package: 8/Ctn.
 WLL: 3,300 Lbs./1,497 Kgs.
 Order Unit: Each



Auto Tie-Down (w/Ratchet, Snap Hook & Fixed D-Ring)

Stock #: **CC2575**
 Length: 8'
 Weight: 4.50 Lbs.
 Factory Package: 8/Ctn.
 WLL: 3,300 Lbs./1,497 Kgs.
 Order Unit: Each



Auto Tie-Down (w/Ratchet, HD Snap Hooks & Floating D-Ring)

Stock #: **CC2576**
 Length: 8'
 Weight: 5.00 Lbs.
 Factory Package: 8/Ctn.
 WLL: 3,300 Lbs./1,497 Kgs.
 Order Unit: Each



Axle Strap (w/2 D-Rings)

Stock #: **CC2578**
 Length: 3'
 Weight: 1.00 Lbs./Ea.
 Factory Package: 8/Ctn.
 WLL: 3,300 Lbs./1,497 Kgs.
 Order Unit: Each



Axle Strap (w/HD Snap Hooks & Floating D-Ring)

Stock #: **CC2579**
 Length: 4'
 Weight: 1.20 Lbs./Ea.
 Factory Package: 8/Ctn.
 WLL: 3,300 Lbs./1,497 Kgs.
 Order Unit: Each





Tow Straps


NOT FOR OVERHEAD LIFTING

Stock #	End Type	Width (Inches)	Length (Feet)	Qty. Per Pkg.	Lbs. Per Pkg.	Working Load Limit	
						Lbs.	Kgs.
CC2002	Loop	2	20	6	15	5,000	2,268
CC2003	Loop	2	30	6	23	5,000	2,268
CC2004	Loop	3	25	4	19	7,800	3,538
CC2005	Loop	4	30	2	15	10,000	4,536

Cable Pullers


2 Ton Cable Puller

Stock #: **HT4502**
 Cable Size: 3/16"
 Travel: 6'
 Weight: 6.70 Lbs./Ea.
 Factory Package: 6/Ctn.
 Order Unit: Each



4 Ton Cable Puller

Stock #: **HT4504**
 Cable Size: 1/4"
 Travel: 6'
 Weight: 12.75 Lbs./Ea.
 Factory Package: 4/Ctn.
 Order Unit: Each



DO NOT EXCEED CAPACITY!
 See the CAUTIONS & WARNINGS section before using these products. Pages 134-145.

Trailer Chain

S-Hooks - Heat Treated



Stock #	Hook No.	Trailer Class	Hooks		Qty. Per Pkg.	Lbs. Per Ea.	GVWR	
			Wire Dia.	Inside Length			Lbs.	Kgs.
7983535	835	1	0.375	2.870	50	0.23	2,000	910
7983935	839	2 & 3	0.454	3.880	50	0.40	5,000	2,270
7983735	837	4	0.531	3.880	50	0.60	7,600	3,447

Hooks W/Latches - Heat Treated



Stock #	Hook No.	Trailer Class	Hooks		Qty. Per Pkg.	Lbs. Per Ea.	GVWR	
			Wire Dia.	Inside Length			Lbs.	Kgs.
7993535	935	1	0.375	3.500	50	0.26	2,000	910
7993935	939	2 & 3	0.454	3.500	50	0.40	5,000	2,270
7993735	937	4	0.531	3.500	50	0.60	7,600	3,447

Trailer Chain Class 1

Class 1 - All types of trailers with a trailer Gross Vehicle Weight Rating (GVWR) (trailer weight including its load) not to exceed 2,000 lbs (910 kg). Two chains must be used per trailer.

Stock #	Trade Size (Inches)	Length (inches)	Hooks	Qty. Per Drum	Lbs. Per Drum	GVWR	
						Lbs.	Kgs.
6800004	3/16 G30	27	1 (w/Latch)	250	267	2,000	910
6800031	3/16 G30	48	2 (w/Latch)	100	192	2,000	910
8650130	3/16 G30	48	2 (S-Hook)	100	176	2,000	910



Trailer Chain Class 2

Class 2 - All types of trailers with a GVWR of over 2,000 lbs (910 kg) and not to exceed 3,500 lbs (1,590 kg) GVWR. Two chains must be used per trailer.

Stock #	Trade Size (Inches)	Length (inches)	Hooks	Qty. Per Drum	Lbs. Per Drum	GVWR	
						Lbs.	Kgs.
6800043	5/0 G30	24	1 (w/Latch)	200	252	3500	1600
*8611029	5/0 G30	27	1 (w/Latch)	500	684	3500	1600
*8611559	5/0 G30	40	1 (w/Latch)	50	93	3500	1600

**HDG Finish*

Trailer Chain Class 3

Class 3 - All types of trailers with a GVWR of over 3,500 lbs (1,590 kg) and not to exceed 5,000 lbs (2,270 kg) GVWR. Two chains must be used per trailer. The chains in the chart below meet both class 2 & 3 specifications.

Stock #	Trade Size (Inches)	Length (inches)	Hooks	Qty. Per Drum	Lbs. Per Drum	GVWR	
						Lbs.	Kgs.
8640210	1/4 G30	24	1 (S-Hook)	150	209	5,000	2,270
8671115	1/4 G30	30	1 (S-Hook))	100	190	5,000	2,270
8666230	1/4 G30	48	2 (S-Hook)	100	306	5,000	2,270
8650240	1/4 G30	60	2 (S-Hook)	50	186	5,000	2,270
8666250	1/4 G30	72	2 (S-Hook)	50	196	5,000	2,270
6840215	1/4 G30	30	1 (w/Latch)	100	180	5,000	2,270
8607867	1/4 G30	36	1 (w/Latch)	250	497	5,000	2,270
6800032	1/4 G30	48	2 (w/Latch)	100	300	5,000	2,270
6800033	1/4 G30	60	2 (w/Latch)	100	355	5,000	2,270
8610956	1/4 G30	72	2 (w/Latch)	50	195	5,000	2,270
8612325	5/16 G30	60	2 (w/Latch)	100	459	5000	2270
8607280	5/16 G30	30	1 (w/Latch)	75	193	5000	2270



AG & UTILITY, TRAILER SAFETY & WINCH LINE TAIL CHAIN

Trailer Chain Class 4 & Above

Class 4 - All types of trailers with a GVWR of over 5,000 lbs (2,270 kg) and not to exceed 10,000 lbs (4,540 kg) GVWR. Two chains must be used per trailer.



Stock #	Zinc	Trade Size (Inches)	Length (inches)	Hooks	Qty. Per Drum	Lbs. Per Drum	GVWR	
							Lbs.	Kgs.
8607006		8/0 (0.342)	30	1 (S-Hook)	100	300	7600	3447
6800041		8/0 (0.342)	30	1 (w/ latch)	100	257	7600	3447
6807902		8/0 (0.342)	34	1 (w/ latch)	100	300	7600	3447
6800006		8/0 (0.342)	36	1 (w/ latch)	50	179	7600	3447
8607903		5/16 G30	36	1 Clevis Slip Hook & Latch	100	310	7600	3447
*6800025		1/4 G70	28	1 Clevis Slip Hook & Latch	275	543	12600	5714
*6800028		1/4 G70	36	1 Clevis Slip Hook & Latch	250	590	12600	5714
*8605734		3/8 G43	36	1 Clevis Slip Hook & Latch	50	250	16200	7348
*6800026		3/8 G70	36	1 Clevis Slip Hook & Latch	100	515	26400	11975
*8606630		3/8 G70	36	1 Clevis Slip Hook & Latch	100	623	26400	11975
*8607894		1/2 G70	40	1 Clevis Slip Hook & Latch	30	301	45200	20500
*8610004		1/2 G80	40	1 Clevis Slip Hook & Latch	25	335	48000	21770
*8610005		5/8 G80	40	1 Clevis Slip Hook & Latch	25	455	72400	32840

*Not defined per SAE J684

Ag Trailer Chain



Peerless Ag chains meet the requirements of ANSI/ASAE Standard S338.5. All chains come with latch-type grab hooks, which ensure that the chain will not separate from the towing vehicle. A permanent ID tag states the gross vehicle pounds for which the chain is intended.

Stock #	Zinc	Trade Size (Inches)	Length (inches)	Qty. Per Pkg.	Lbs. Per Pkg.	System Strength	
						Lbs.	Kgs.
8612424	Clevis Link	5/16	59	50	305	10,000	4,535
8612486		3/8	59	25	225	20,000	9,070
8612535		7/16	64	20	280	30,000	13,600
8611013		1/2	70	20	340	40,000	18,140
8613050		5/8	107	10	374	60,000	27,215



Winch Line Tail Chain



Flexible attachment for use with wire rope. Length specified is exclusive of hook. Use same size chains as wire rope. The hook is dropped forged alloy steel and heat treated for extra durability. The hook is designed to prevent wear on wire rope. Custom orders available upon requests. **NOT FOR OVERHEAD LIFTING**

Low Carbon

Stock #	Trade Size (Inches)	Lgth.	No. of Links	Wire Rope Dia.	Lbs. Per Ea.	WLL.	
						Lbs.	Kgs.
574280818	1/2	18	11	5/16 - 3/8	8.6	9,200	4,172
574281018	5/8	18	8	1/2 - 5/8	9.8	13,000	5,896
574281218	3/4	18	6	3/4 - 7/8	15.0	20,200	9,161

Design Factor 3.5:1



Alloy

Stock #	Trade Size		Lgth.	No. of Links	Wire Rope Dia.	Lbs. Per Ea.	WLL.	
	In.	MM					Lbs.	Kgs.
574480818	1/2	13	18	8	5/16 - 3/8	6.8	12,000	5,442
574481018	5/8	16	18	7	1/2 - 5/8	8.9	18,100	8,209
574411218	3/4	20	18	6	3/4 - 7/8	15.5	28,300	12,834
574481424	7/8	22	24	8	1 - 1-1/8	22.2	34,200	15,510
574481624	1	26	24	6	1 - 1-1/8	24.0	47,700	21,633

Design Factor 3.5:1



DO NOT EXCEED CAPACITY! See the CAUTIONS & WARNINGS section before using these products. Pages 134-145.

CARGO CONTROL

SmartBar™

The Most Versatile Loadlock On The Market!

Our SmartBar™, with high leverage and flexible feet, means superior holding power. Square vs. round tubing provides a stronger bar (less susceptible to bending and more surface area to cargo). The SmartBar™ can brace a whole load or just part of one.

- Easier to use and store. 140 SmartBars™ can ship on a standard pallet!
- Up to 20% more holding power than conventional loadlocks.
- Adjusts continuously from 48" - 108". Securement range from small truck bed to full high cube trailer width.

The vinyl coated lever provides smooth, positive operation. Closed bar locking tab is easily locked / unlocked with the convenient thumb release.

The SmartBar™ is designed for use in trailers with flexible walls. The feet have extra cushioning to compensate for the flex of some trailers.

With optional E-Track attachment (#CC5015), the SmartBar™ can easily be adapted for use in A & E track, doubling the front to back holding power.



Stock #	Reach (Inches)	Description	Qty. Per Package	Package	Weight (Lbs./Ea.)
Zinc Plated					
CC5010	48 - 108	3 Section Steel SmartBar™	4	Bundle	13.50



SmartBar™ Parts

E-Track Kit

Stock #: **CC5015**
 Weight: 0.12 Lbs./Ea.
 Factory Package: 12 Kits/Ctn.
 Order Unit: Each



SmartBar™ Repair Kit

Stock #: **CC5016**
 Weight: 0.16 Lbs./Ea.
 Factory Package: 12 Kits/Ctn.
 Order Unit: Each



Replacement Foot (small end)

Stock #: **CC5018**
 Weight: 0.40 Lbs./Ea.
 Factory Package: 12/Ctn.
 Order Unit: Each



Replacement Foot (large end)

Stock #: **CC5019**
 Weight: 0.45 Lbs./Ea.
 Factory Package: 12/Ctn.
 Order Unit: Each



SecureBar™ & GrabBar™

SecureBar™

Versatile Loadlock For Light Truck & Passenger Vehicles

Durable square tubing provides added strength. It is versatile and can be used in pickups, SUVs, vans and passenger cars. The soft rubber feet provide excellent grip and won't mar surfaces. Retail package is a 46" four color card with pictures and instructions for use. Hangs vertical or horizontal on standard peg hooks.

- Adjusts continuously from 44" to 78".
- Easy operation - Positive locking lever action and quick thumb release.
- Zinc plated for maximum rust protection.

Stock #	Reach (Inches)	Description	Qty. Per Package	Package	Weight (Lbs./Ea.)
Zinc Plated					
CC5225	44 - 78	SecureBar™ CargoBar - Retail Pkg.	4	Carton	5.00



GrabBar™

Designed for cargo stabilization inside trailers with wood or metal rails. Feet adjust to board/rail thickness ranging from 1/3" - 1-3/4". Collapses down to 46" for easy storage, with a full adjustment range to 106". The rubber feet provide excellent grip and will not damage surfaces. Use the GrabBar™ stop collar for rigidity in stake side truck applications. The GrabBar™ can also be used in conjunction with the SmartBar™ (see photo at left).



Stock #	Reach (Inches)	Description	Qty. Per Package	Package	Weight (Lbs./Ea.)
Zinc Plated					
CC5200	46 - 106	GrabBar™	2	Bundle	17.50



SecureBar™ & GrabBar™ Parts

Replacement Foot (Small for CC5225)



Stock #: **CC5238**
 Weight: 0.42 Lbs./Ea.
 Factory Package: 12/Ctn.
 Order Unit: Each

Replacement Foot (Large for CC5225)



Stock #: **CC5239**
 Weight: 0.42 Lbs./Ea.
 Factory Package: 12/Ctn.
 Order Unit: Each

GrabBar™ Stop Collar (For CC5200)



Stock #: **CC5212**
 Weight: 1.00 Lbs./Ea.
 Factory Package: 6/Ctn.
 Order Unit: Each



DO NOT EXCEED CAPACITY!
 See the CAUTIONS & WARNINGS section before using these products. Pages 134-145.

Loadlocks

Steel Loadlock

Stock #: **CC5050**
 Reach: 88" - 102"
 Weight: 12.80 Lbs./Ea.
 Factory Package: 4/Bundle
 Order Unit: Each

Aluminum Loadlock

Stock #: **CC5150**
 Reach: 88" - 102"
 Weight: 9.50 Lbs./Ea.
 Factory Package: 4/Bundle
 Order Unit: Each




Coil Racks

Coil racks are used to assist in stabilization of metal coils during transport.

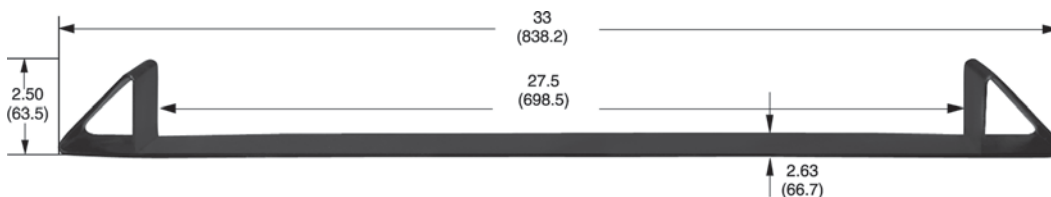
Coil Rack (Heavy Duty)

Stock #: **CC5649**
 Gauge: 6
 Color: Black
 Weight: 15.25 Lbs./Ea.
 Factory Package: 4/Ctn.
 Order Unit: Each



Coil Rack (Light Duty)

Stock #: **CC5647**
 Gauge: 10
 Color: Black
 Weight: 5.00 Lbs./Ea.
 Factory Package: 10/Ctn.
 Order Unit: Each



HARDWARE CHAIN

Grade 43 Chain	78-80
Grade 30 Chain	81-84
316L Utility SS Chain	85
Straight & Twist Link Coil Chain	85-87
Straight & Twist Link Machine Chain	87-88
Passing Link Chain	88
Twin Loop Chain.....	89
Brass Plumbers Chain	89
Sash Chain	90
Jack Chain	90
Lock Link Chain	91
Decorative Chain	91
Plastic Chain & Accessories	92
Entertainment Chain	93-94



HARDWARE CHAIN

Grade 43 High Test Chain (NACM)

Grade 43 Chain features both high tensile strength and resistance to wear needed by modern hauling and heavy duty trucking, farm and construction firms. Working load limits exceed those of ordinary low carbon or general utility chain. Order unit is foot.

NOT FOR OVERHEAD LIFTING



Full Drum

Stock #			Trade Size		Wire Dia. (In.)	Inside Link Dim. (Inches)		Ft. Per Drum	Net Wt. (Lbs.)	Working Load Limit	
Self-Colored	Zinc	HDG	In.	MM		Length (Nominal)	Width (Nominal)			Lbs.	Kgs.
5031213	5031233	5630247	1/4	7	0.274	1.236	0.491	800	508	2,600	1,180
5031313	5031333	5630347	5/16	8	0.328	1.285	0.493	550	512	3,900	1,770
5031413	5031433	5630447	3/8	10	0.392	1.374	0.567	400	544	5,400	2,450
5031613	5031633	5630647	1/2	13	0.509	1.782	0.770	200	460	9,200	4,174
5030813	---	5630847	5/8	16	0.625	2.016	0.876	150	554	13,000	5,897
5030913	---	5030947	3/4	20	0.781	2.613	1.020	100	542	20,200	9,163
5031013	---	5031047	7/8	22	0.906	2.661	1.261	75	582	24,500	11,113
5301113	---	5301147	1	26	1.031	2.878	1.432	60	606	30,000	13,608

Half Drum

Stock #			Trade Size		Wire Dia. (In.)	Inside Link Dim. (Inches)		Ft. Per Drum	Net Wt. (Lbs.)	Working Load Limit	
Self-Colored	Zinc	HDG	In.	MM		Length (Nominal)	Width (Nominal)			Lbs.	Kgs.
5031214	5031234	5630248	1/4	7	0.274	1.236	0.491	400	254	2,600	1,180
5031314	5031334	5630348	5/16	8	0.328	1.285	0.493	275	256	3,900	1,770
5031414	5031434	5630448	3/8	10	0.392	1.374	0.567	200	272	5,400	2,450
5031614	5031634	5630648	1/2	13	0.509	1.782	0.770	100	230	9,200	4,174

5 Gallon Square Pail

Stock #	Trade Size		Wire Dia. (In.)	Inside Link Dim. (Inches)		Ft. Per Pail	Net Wt. (Lbs.)	Working Load Limit	
Self-Colored	In.	MM		Length (Nominal)	Width (Nominal)			Lbs.	Kgs.
5431215	1/4	7	0.274	1.236	0.491	150	96	2,600	1,180
5431315	5/16	8	0.328	1.285	0.493	100	93	3,900	1,770
5431415	3/8	10	0.392	1.374	0.567	75	102	5,400	2,450



Grade 43 High Test Chain (NACM) Cont.

Box

Stock #	Trade Size		Wire Dia. (In.)	Inside Link Dim. (Inches)		Ft. Per Box	Net Wt. (Lbs.)	Working Load Limit	
	Inches	MM		Length (Nominal)	Width (Nominal)			Lbs.	Kgs.
5453415	3/8	10	0.392	1.380	0.567	100	140	5,400	2,450



Grade 43 Import High Test Chain (NACM)

A general utility chain for farm, industrial and home applications such as: log chain, cargo lashing, pipeline hanging, tailgate, guard rail, tow and switch chain.
Order unit is foot. **NOT FOR OVERHEAD LIFTING**

Full Drum

Stock #		Trade Size		Wire Dia. (In.)	Inside Link Dim. (Inches)		Ft. Per Drum	Net Wt. (Lbs.)	Working Load Limit	
Self-Colored	Zinc	In.	MM		Length (Nominal)	Width (Min.)			Lbs.	Kgs.
6713202	6702203	1/4	7	0.276	1.240	0.480	800	508	2,600	1,180
6735302	6724303	5/16	8	0.343	1.290	0.480	550	503	3,900	1,770
6757402	6746403	3/8	10	0.406	1.380	0.550	400	544	5,400	2,450



5 Gallon Square Pail

Stock #	Trade Size		Wire Dia. (In.)	Inside Link Dim. (Inches)		Ft. Per Pail	Net Wt. (Lbs.)	Working Load Limit	
	In.	MM		Length (Nominal)	Width (Min.)			Lbs.	Kgs.
6202207	1/4	7	0.276	1.240	0.480	150	96	2,600	1,180
6224307	5/16	8	0.343	1.290	0.480	100	93	3,900	1,770
6246407	3/8	10	0.406	1.380	0.550	75	102	5,400	2,450



DO NOT EXCEED CAPACITY!
See the CAUTIONS & WARNINGS section before using these products. Pages 134-145.



G43 Import High Test Chain (Short Link)

Order unit is foot. **NOT FOR OVERHEAD LIFTING**

Full Drum

Stock #		Trade Size (In.)	Wire Dia. (In.)	Inside Dimensions (Inches)		Qty. Per Drum	Net Wt. (Lbs.)	Working Load Limit	
Self-Colored	HDG			Length (Nominal)	Width (Minimum)			Lbs.	Kgs.
H0216-0400	H0216-0415	1/4	0.281	0.980	0.410	800	600	2,600	1,180
H0216-0500	H0216-0515	5/16	0.343	1.100	0.480	550	633	3,900	1,770
H0216-0600	H0216-0615	3/8	0.406	1.340	0.570	400	640	5,400	2,450
H0216-0800	H0216-0815	1/2	0.531	1.500	0.750	200	540	9,200	4,174

Half Drum

Stock #	Trade Size (In.)	Wire Dia. (In.)	Inside Dimensions (Inches)		Qty. Per Drum	Net Wt. (Lbs.)	Working Load Limit	
Self-Colored			Length (Nominal)	Width (Minimum)			Lbs.	Kgs.
H0214-0400	1/4	0.281	0.980	0.410	400	300	2,600	1,180
H0214-0500	5/16	0.343	1.100	0.480	275	316	3,900	1,770
H0214-0600	3/8	0.406	1.340	0.570	200	320	5,400	2,450
H0214-0800	1/2	0.531	1.500	0.750	100	270	9,200	4,174

5 Gallon Pail

Stock #		Trade Size (In.)	Wire Dia. (In.)	Inside Dimensions (Inches)		Qty. Per Pail	Net Wt. (Lbs.)	Working Load Limit	
Self-Colored	Zinc			Length (Nominal)	Width (Minimum)			Lbs.	Kgs.
H0210-0405	H0210-0411	1/4	0.281	0.980	0.410	150	105	2,600	1,180
H0210-0505	H0210-0511	5/16	0.343	1.100	0.480	100	119	3,900	1,770
H0210-0605	H0210-0611	3/8	0.406	1.340	0.570	75	124	5,400	2,450
H0210-0805	---	1/2	0.531	1.500	0.750	40	114	9,200	4,174





Grade 30 Proof Coil Chain (NACM)

**NOT FOR
OVERHEAD
LIFTING.**

A general utility chain for farm, industrial and home applications such as: log chain, cargo lashing, pipeline hanging, tailgate, guard rail, tow and switch chain. Order unit is foot.



Full Drum

Stock #			Trade Size		Wire Dia. (In.)	Inside Link Dim. (Inches)		Ft. Per Drum	Net Wt. (Lbs.)	Working Load Limit	
Self-Colored	Zinc	HDG	In.	MM		Length (Nominal)	Width (Nominal)			Lbs.	Kgs.
5011113	5011133	5610147	3/16	5.5	0.204	0.977	0.411	800	320	800	363
5011213	5011233	5610247	1/4	7	0.267	1.236	0.491	800	508	1,300	590
5011313	5011333	5610347	5/16	8	0.311	1.296	0.493	550	512	1,900	862
5011413	5011433	5610447	3/8	10	0.392	1.374	0.566	400	544	2,650	1,202
5011613	5011633	5610647	1/2	13	0.509	1.782	0.771	200	460	4,500	2,042
5010813	5010833	5610847	5/8	16	0.625	2.016	0.876	150	554	6,900	3,131
5010913	---	5010947	3/4	20	0.781	2.610	1.020	100	542	10,600	4,808
5011013	---	5011047	7/8	22	0.906	2.570	1.261	75	573	12,800	5,806
5101113	---	5101147	1	26	1.031	2.900	1.422	60	606	17,900	8,119

Half Drum

Stock #			Trade Size		Wire Dia. (In.)	Inside Link Dim. (Inches)		Ft. Per Drum	Net Wt. (Lbs.)	Working Load Limit	
Self-Colored	Zinc	HDG	In.	MM		Length (Nominal)	Width (Nominal)			Lbs.	Kgs.
5011114	5011134	5610148	3/16	5.5	0.204	0.977	0.411	400	160	800	363
5011214	5011234	5610248	1/4	7	0.267	1.236	0.491	400	254	1,300	590
5011314	5011334	5610348	5/16	8	0.311	1.296	0.493	275	256	1,900	862
5011414	5011434	5610448	3/8	10	0.392	1.374	0.566	200	272	2,650	1,202
5011614	5011634	5610648	1/2	13	0.509	1.782	0.771	100	230	4,500	2,042

5 Gallon Square Pail

Stock #		Trade Size		Wire Dia. (In.)	Inside Link Dim. (Inches)		Ft. Per Pail	Net Wt. (Lbs.)	Working Load Limit	
Zinc	HDG	In.	MM		Length (Nominal)	Width (Nominal)			Lbs.	Kgs.
5411135	5411165	3/16	5.5	0.204	0.977	0.411	250	100	800	363
5411235	5411265	1/4	7	0.267	1.236	0.491	141	90	1,300	590
5411335	5411365	5/16	8	0.311	1.296	0.493	92	86	1,900	862
5411435	5411465	3/8	10	0.392	1.374	0.566	63	86	2,650	1,202
5411635	---	1/2	13	0.509	1.782	0.771	35	81	4,500	2,042

Box

Stock #	Trade Size		Wire Dia. (In.)	Inside Link Dim. (Inches)		Ft. Per Box	Net Wt. (Lbs.)	Working Load Limit	
Zinc	Inches	MM		Length (Nominal)	Width (Nominal)			Lbs.	Kgs.
5451135	3/16	5.5	0.204	0.977	0.411	375	155	800	363
5451235	1/4	7	0.267	1.240	0.491	225	146	1,300	590
5451335	5/16	8	0.311	1.296	0.493	150	122	1,900	862



DO NOT EXCEED CAPACITY!
See the CAUTIONS & WARNINGS section before using these products. Pages 134-145.

HARDWARE CHAIN

Grade 30 Import Proof Coil Chain (Long Link)

A general utility chain for farm, industrial and home applications such as: log chain, cargo lashing, pipeline hanging, tailgate, guard rail, tow and switch chain. Order unit is foot.

NOT FOR OVERHEAD LIFTING



Full Drum

Stock #			Trade Size		Wire Dia. (In.)	Inside Link Dim. (Inches)		Ft. Per Drum	Net Wt. (Lbs.)	WLL	
Self-Colored	Zinc	HDG	In.	MM		Length (Nominal)	Width (Nominal)			Lbs.	Kgs.
H0117-0300	H0117-0311	H0117-0315	3/16	5.5	0.21	0.96	0.34	1500	525	800	363
H0117-0400	H0117-0411	H0117-0415	1/4	7	0.27	1.24	0.41	800	448	1,300	590
H0117-0500	H0117-0511	H0117-0515	5/16	8	0.31	1.30	0.50	550	457	1,900	862
H0117-0600	H0117-0611	H0117-0615	3/8	10	0.37	1.37	0.61	400	568	2,650	1,202
H0117-0800	H0117-0811	H0117-0815	1/2	13	0.52	1.80	0.78	200	524	4,500	2,042



Half Drum

Stock #		Trade Size		Wire Dia. (In.)	Inside Link Dim. (Inches)		Ft. Per Drum	Net Wt. (Lbs.)	Working Load Limit	
Zinc		In.	MM		Length (Nominal)	Width (Nominal)			Lbs.	Kgs.
H0115-0311		3/16	5.5	0.21	0.96	0.34	800	263	800	363
H0115-0411		1/4	7	0.27	1.24	0.41	400	224	1,300	590
H0115-0511		5/16	8	0.31	1.30	0.50	275	228	1,900	862
H0115-0611		3/8	10	0.37	1.37	0.61	200	266	2,650	1,202

5 Gallon Square Pail

Stock #		Trade Size		Wire Dia. (In.)	Inside Link Dim. (Inches)		Ft. Per Pail	Net Wt. (Lbs.)	Working Load Limit	
Zinc		In.	MM		Length (Nominal)	Width (Nominal)			Lbs.	Kgs.
H0111-0211		1/8	4	0.16	0.94	0.25	500	110	400	181
H0111-0311		3/16	5.5	0.21	0.96	0.34	250	88	800	363
H0111-0411		1/4	7	0.27	1.24	0.41	141	79	1,300	590
H0111-0511		5/16	8	0.31	1.30	0.50	92	76	1,900	862
H0111-0611		3/8	10	0.37	1.37	0.61	63	89	2,650	1,202





Grade 30 Import Proof Coil Chain (Long Link) Cont.

Order unit is foot. **NOT FOR OVERHEAD LIFTING**



5 Gallon Round Pail

Stock #			Trade Size		Wire Dia. (Inches)	Inside Link Dim. (Inches)		Ft. Per Pail	Net Wt. (Lbs.)	Working Load Limit	
Self Colored	Zinc	HDG	Inches	MM		Length (Nominal)	Width (Nominal)			Lbs.	Kgs.
-	H0110-0211	H0110-0215	1/8	4	0.16	0.94	0.25	500	110	400	181
H0110-0300	H0110-0311	H0110-0315	3/16	5.5	0.21	0.96	0.34	250	88	800	363
H0110-0400	H0110-0411	H0110-0415	1/4	7	0.27	1.24	0.41	141	79	1,300	590
H0110-0500	H0110-0511	H0110-0515	5/16	8	0.31	1.30	0.50	92	76	1,900	862
H0110-0600	H0110-0611	H0110-0615	3/8	10	0.37	1.37	0.61	63	89	2,650	1,202
H0110-0800	H0110-0811	H0110-0815	1/2	13	0.52	1.80	0.78	40	105	4,500	2,042

12" Reel

Stock #	Trade Size		Wire Dia. (Inches)	Inside Link Dim. (Inches)		Ft. Per Reel	Net Wt. (Lbs.)	Working Load Limit	
Zinc	Inches	MM		Length (Nominal)	Width (Nominal)			Lbs.	Kgs.
H0107-0311	3/16	5.5	0.21	0.96	0.34	100	35	800	363
H0107-0411	1/4	7	0.27	1.24	0.41	75	42	1,300	590
H0107-0511	5/16	8	0.31	1.30	0.50	70	58	1,900	862
H0107-0611	3/8	10	0.37	1.37	0.61	45	64	2,650	1,202



DO NOT EXCEED CAPACITY!
See the CAUTIONS & WARNINGS section before using these products. Pages 134-145.

G30 Import Proof Coil Chain (Short Link)

Order unit is foot. **NOT FOR OVERHEAD LIFTING**

Full Drum

Stock #			Trade Size (In.)	Wire Dia. (In.)	Inside Dimensions (Inches)		Qty. Per Drum	Net Wt. (Lbs.)	Working Load Limit	
Self-Colored	Zinc	HDG			Length (Nominal)	Width (Minimal)			Lbs.	Kgs.
H0116-0300	H0116-0311	H0116-0315	3/16	0.218	0.990	0.420	1500	615	800	363
H0116-0400	H0116-0411	H0116-0415	1/4	0.281	1.040	0.490	800	608	1,300	590
H0116-0500	H0116-0511	H0116-0515	5/16	0.343	1.140	0.490	550	561	1,900	862
H0116-0600	H0116-0611	H0116-0615	3/8	0.406	1.280	0.610	400	568	2,650	1,202
H0116-0800	H0116-0811	H0116-0815	1/2	0.531	1.560	0.810	200	524	4,500	2,042

Half Drum

Stock #			Trade Size (In.)	Wire Dia. (In.)	Inside Dimensions (Inches)		Qty. Per Drum	Net Wt. (Lbs.)	Working Load Limit	
Self-Colored	Zinc	HDG			Length (Nominal)	Width (Minimal)			Lbs.	Kgs.
---	---	H0114-0215	1/8	0.156	0.940	0.250	1000	230	400	181
H0114-0300	H0114-0311	H0114-0315	3/16	0.218	0.990	0.420	750	308	800	363
H0114-0400	H0114-0411	H0114-0415	1/4	0.281	1.040	0.490	400	304	1,300	590
H0114-0500	H0114-0511	H0114-0515	5/16	0.343	1.140	0.490	275	281	1,900	862
H0114-0600	H0114-0611	H0114-0615	3/8	0.406	1.280	0.610	200	284	2,650	1,202
---	H0114-0811	H0114-0815	1/2	0.531	1.560	0.810	100	262	4,500	2,042



STAINLESS STEEL & STRAIGHT LINK COIL CHAIN

316L Utility Stainless Steel Chain

Full Drum

Stock #	Trade Size (In.)	Wire Dia. (In.)	Inside Link Dim.(In.)		Ft. Per Drum	Lbs. Per Foot	Working Load Limit	
			Length	Width			Lbs.	Kgs.
5901400	1/8	0.15	0.90	0.32	1000	0.23	375	170
5901500	3/16	0.21	0.97	0.42	1000	0.40	800	363
5901600	1/4	0.27	1.22	0.40	1000	0.72	1,300	590
5901700	5/16	0.32	1.25	0.54	500	1.05	1,900	862
5901800	3/8	0.40	1.34	0.59	500	1.54	2,650	1,202

Custom Cut Lengths Available, 20' minimum cut size.

Straight Link Coil Chain

Straight link coil chain is a welded chain easily identified by its link design. The link is long and relatively narrow in proportion. It's an excellent choice for tailgates, trailer safety chain and barrier chain. Order unit is foot. **NOT FOR OVERHEAD LIFTING.**

Pails & Drums

Stock #	Zinc	Trade Size	Wire Dia. (Inches)	Inside Link Dim. (In.)		Pkg. Type	Ft. Per Pkg.	Net Wt. (Lbs.)	Working Load Limit	
				Length	Width				Lbs.	Kgs.
8605951		4	0.119	1.120	0.220	Drum	1,000	103	205	93
5360235		2	0.147	1.180	0.270	Pail	400	62	310	141
8606374		2	0.147	1.180	0.270	Drum	2,500	385	310	141
5361035		1/0	0.175	1.240	0.320	Pail	250	56	440	200
8605310		1/0	0.175	1.240	0.320	Drum	2,000	450	440	200
5362035		2/0	0.190	1.310	0.340	Pail	250	68	520	236
H0810-2111		2/0	0.190	1.310	0.340	Pail	350	101	520	236
8605739		2/0	0.190	1.310	0.340	Drum	1,000	281	520	236
5364035		4/0	0.217	1.390	0.410	Pail	200	73	670	304
6044033		4/0	0.217	1.390	0.410	Drum	1,500	364	670	304
5365035		5/0	0.247	1.520	0.480	Pail	150	74	880	399
6045033		5/0	0.247	1.520	0.480	Drum	1,000	490	880	399
5367035		7/0	0.311	1.850	0.560	Pail	100	75	1,375	623
8610818		7/0	0.311	1.850	0.560	Drum	500	375	1,375	623



DO NOT EXCEED CAPACITY!
See the CAUTIONS & WARNINGS section before using these products. Pages 134-145.



Straight Link Coil Chain Cont.

Reels & Cartons

Stock #	Trade Size	Wire Dia. (Inches)	Inside Link Dim. (In.)		Pkg. Type	Ft. Per Pkg.	Net Wt. (Lbs.)	Working Load Limit	
			Length	Width				Lbs.	Kgs.
	Zinc								
6040450	4	0.119	1.120	0.220	Reel	65	7	205	93
6040432	4	0.119	1.120	0.220	Carton	100	10	205	93
6040250	2	0.147	1.180	0.270	Reel	65	10	310	141
6040232	2	0.147	1.180	0.270	Carton	100	15	310	141
6041050	1/0	0.175	1.240	0.320	Reel	75	17	440	200
6041032	1/0	0.175	1.240	0.320	Carton	100	23	440	200
6042085*	2/0	0.190	1.310	0.340	Reel	50	15	445	202
6042050	2/0	0.190	1.310	0.340	Reel	60	17	520	236
H0807-2111	2/0	0.190	1.310	0.340	Reel	125	36	520	236
6042032	2/0	0.190	1.310	0.340	Carton	100	28	520	236
6044056	4/0	0.217	1.390	0.410	Reel	50	19	670	304
6044050	4/0	0.217	1.390	0.410	Reel	100	36	670	304
6044032	4/0	0.217	1.390	0.410	Carton	100	36	670	304
6045050	5/0	0.247	1.520	0.480	Reel	75	37	880	399
6045032	5/0	0.247	1.520	0.480	Carton	100	49	880	399
6047050	7/0	0.311	1.850	0.560	Reel	40	30	1,375	623
6047032	7/0	0.311	1.850	0.560	Carton	100	75	1,375	623

*Stainless Steel Type 304



Pails & Drums

Yellow Powder Coat or Hot Dip Galvanized.

Stock #	Finish	Trade Size	Wire Dia. (Inches)	Inside Link Dim. (Inches)		Pkg. Type	Ft. Per Pkg.	Net Wt. (Lbs.)	Working Load Limit	
				Length	Width				Lbs.	Kgs.
5362039	Yell. Pwdr. Coat	2/0	0.190	1.310	0.340	Pail	200	56	520	236
460114011	Yell. Pwdr. Coat	4/0	0.217	1.390	0.410	Drum	400	142	670	304
460144008	HDG	4/0	0.217	1.390	0.410	Pail	250	91	670	304
460144003	HDG	4/0	0.217	1.390	0.410	Drum	1,500	546	670	304



TWIST LINK COIL & STRAIGHT LINK MACHINE CHAIN

Twist Link Coil Chain

A modification of straight link coil chain which allows the chain to lay flatter. Order unit is foot. **NOT FOR OVERHEAD LIFTING**

Square Pails, Reels & Cartons

Stock #	Trade Size	Wire Dia. (Inches)	Inside Link Dim. (Inches)		Pkg. Type	Ft. Per Pkg.	Net Wt. (Lbs.)	Working Load Limit	
			Length	Width				Lbs.	Kgs.
Zinc									
6050432	4	0.120	1.090	0.220	Carton	100	10	195	88
6051050	1/0	0.175	1.220	0.320	Reel	70	17	415	188
5351035	1/0	0.175	1.220	0.320	Pail	225	59	415	188
6052032	2/0	0.192	1.240	0.380	Carton	100	28	495	225
H0520-2111	2/0	0.192	1.240	0.380	Carton	100	28	495	225
6054032	4/0	0.218	1.330	0.420	Carton	100	39	635	288

Straight Link Machine Chain

Straight link machine chain is a welded chain noted for its flexibility. Used for overhead doors, tailgates and agricultural implements. Order unit is foot. **NOT FOR OVERHEAD LIFTING**

Pails, Reels & Cartons

Stock #	Trade Size	Wire Dia. (Inches)	Inside Link Dim. (Inches)		Pkg. Type	Ft. Per Pkg.	Net Wt. (Lbs.)	Working Load Limit	
			Length	Width				Lbs.	Kgs.
Zinc									
6010450	4	0.120	0.550	0.220	Reel	125	16	215	98
6010432	4	0.120	0.550	0.220	Carton	100	13	215	98
H0708-2411	4	0.120	0.550	0.220	Reel	200	22	215	98
H0710-2411	4	0.120	0.550	0.220	Pail	800	90	215	98
6010332	3	0.135	0.590	0.240	Carton	100	15	270	123
6010250	2	0.148	0.630	0.270	Reel	70	13	325	148
6010232	2	0.148	0.630	0.270	Carton	100	19	325	148
6011050	1/0	0.177	0.740	0.320	Reel	75	20	465	212
6011032	1/0	0.177	0.740	0.320	Carton	100	27	465	212
6012050	2/0	0.192	0.780	0.350	Reel	70	22	545	247
6012032	2/0	0.192	0.780	0.350	Carton	100	32	545	247
H0710-2111	2/0	0.192	0.780	0.350	Pail	300	101	545	247
6014032	4/0	0.218	0.950	0.400	Carton	100	42	700	317
6015032	5/0	0.250	1.070	0.450	Carton	100	53	925	419



DO NOT EXCEED CAPACITY!
See the CAUTIONS & WARNINGS section before using these products. Pages 134-145.

Twist Link Machine Chain

A modification of straight link chain which allows the chain to lay flatter. Order unit is foot. **NOT FOR OVERHEAD LIFTING**

Pails, Reels & Cartons

Stock #	Trade Size	Wire Dia. (Inches)	Inside Link Dim. (Inches)		Pkg. Type	Ft. Per Pkg.	Net Wt. (Lbs.)	Working Load Limit	
			Length	Width				Lbs.	Kgs.
6020532	5	0.105	0.470	0.150	Carton	100	10	155	70
6020450	4	0.120	0.520	0.180	Reel	160	22	205	93
6020432	4	0.120	0.520	0.180	Carton	100	13	205	93
H0608-2411	4	0.120	0.520	0.180	Reel	200	27	205	93
6020332	3	0.135	0.560	0.190	Carton	100	16	255	116
6020232	2	0.148	0.580	0.220	Carton	100	20	310	140
6021032	1/0	0.177	0.680	0.270	Carton	100	30	440	199
6022050	2/0	0.192	0.730	0.290	Reel	65	24	520	236
H0608-2111	2/0	0.192	0.730	0.290	Reel	75	25	520	236
H0610-2111	2/0	0.192	0.730	0.290	Pail	300	101	520	236
6022032	2/0	0.192	0.730	0.290	Carton	100	35	520	236
6024032	4/0	0.218	0.890	0.340	Carton	100	44	670	303
6025032	5/0	0.248	1.000	0.380	Carton	100	48	880	399



Passing Link Chain

A welded chain with links sufficiently wide to allow them to pass one another freely, eliminating the tendency to kink. It is used for gates, farm machinery and general utility industry.

Order unit is foot. **NOT FOR OVERHEAD LIFTING**

Pails, Reels & Cartons

Stock #	Trade Size	Wire Dia. (Inches)	Inside Link Dim. (Inches)		Pkg. Type	Ft. Per Pkg.	Net Wt. (Lbs.)	Working Load Limit	
			Length	Width				Lbs.	Kgs.
6072050	2/0	0.192	0.860	0.470	Reel	95	31	450	204
6072032	2/0	0.192	0.860	0.470	Carton	100	33	450	204
H0910-2111	2/0	0.192	0.860	0.470	Pail	300	101	450	204
6074032	4/0	0.218	0.860	0.500	Carton	100	44	600	272



TWIN LOOP & BRASS PLUMBERS CHAIN



Twin Loop Chain

A weldless chain that combines strength, flexibility, light weight and neat appearance.

It is an all purpose chain for a wide variety of uses including swing sets, animal chains and hammocks.

Note: It is recommended that no twin loop chain smaller than 1/0 be used for swing sets. Order unit is foot. **NOT FOR OVERHEAD LIFTING**

Reels, Cartons & Square Pails

Stock #	Trade Size	Wire Dia. (Inches)	Inside Link Dim. (Inches)		Pkg. Type	Ft. Per Pkg.	Net Wt. (Lbs.)	Working Load Limit	
			Length	Width				Lbs.	Kgs.
7010550	5	0.063	1.325	0.270	Reel	250	10	55	25
7010532	5	0.063	1.325	0.270	Carton	100	4	55	25
7010450	4	0.072	1.000	0.239	Reel	200	10	70	32
7010432	4	0.072	1.000	0.239	Carton	100	5	70	32
7010350	3	0.080	1.530	0.275	Reel	150	9	90	41
7010332	3	0.080	1.530	0.275	Carton	100	6	90	41
5370335	3	0.080	1.530	0.275	Pail	500	30	90	41
7010232	2	0.092	2.000	0.350	Carton	100	8	115	52
7010150	1	0.105	2.000	0.350	Reel	85	9	155	70
7010132	1	0.105	2.000	0.350	Carton	100	10	155	70
5370135	1	0.105	2.000	0.350	Pail	300	30	155	70
7011050	1/0	0.120	2.173	0.398	Reel	150	18	200	91
7011032	1/0	0.120	2.173	0.398	Carton	100	12	200	91
7012050	2/0	0.135	2.211	0.388	Reel	125	21	255	116
7012080*	2/0	0.135	2.211	0.388	Reel	80	14	255	116
7012032	2/0	0.135	2.211	0.388	Carton	100	17	255	116
7052035	2/0	0.135	2.211	0.388	Carton	250	43	255	116
5372035	2/0	0.135	2.211	0.388	Pail	225	38	255	116
7013050	3/0	0.148	2.170	0.408	Reel	110	24	305	138
7013032	3/0	0.148	2.170	0.408	Carton	100	22	305	138
5373035	3/0	0.148	2.170	0.408	Pail	200	44	305	138
7014032	4/0	0.160	2.190	0.405	Carton	100	25	365	165

*Green Vinyl Sleeve

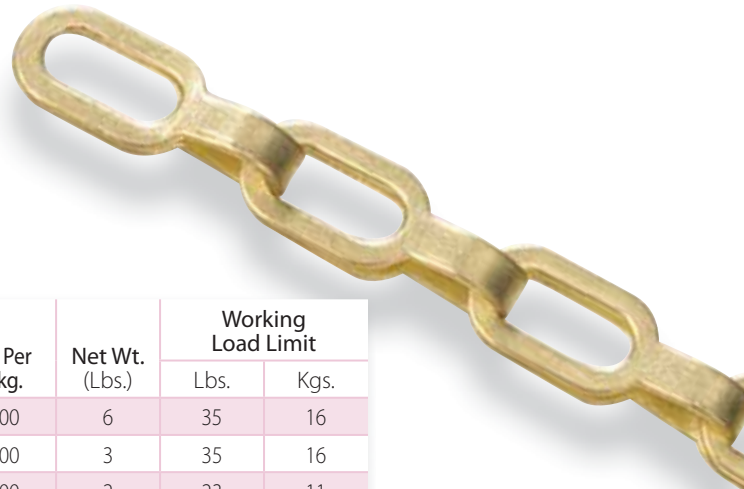
Brass Plumbers Chain

Plumbers chain is a stamped and formed solid brass chain used for plumbing fixtures, as well as other uses requiring a light flat metal chain. Order unit is foot.

NOT FOR OVERHEAD LIFTING

Reels & Cartons

Stock #	Trade Size	Wire Dia. (Inches)	Inside Link Dim. (Inches)		Pkg. Type	Ft. Per Pkg.	Net Wt. (Lbs.)	Working Load Limit	
			Length	Width				Lbs.	Kgs.
7651050	1/0	0.023	0.505	---	Reel	200	6	35	16
7651012	1/0	0.023	0.505	---	Carton	100	3	35	16
7652012	2/0	0.018	0.545	---	Carton	100	2	23	11



DO NOT EXCEED CAPACITY!
See the CAUTIONS & WARNINGS section before using these products. Pages 134-145.

Sash Chain

Sash chain is a stamped, formed chain slightly stronger than Jack chain. It is used for operating heater controls on ducts and dampers, as well as window sashes in double hung windows. Order unit is foot. **NOT FOR OVERHEAD LIFTING**

Reels & Cartons

Stock #	Trade Size	Wire Dia. (Inches)	Inside Link Dim. (Inches)		Pkg. Type	Ft. Per Pkg.	Net Wt. (Lbs.)	Working Load Limit	
			Length	Width				Lbs.	Kgs.
Zinc									
7700832	8	0.035	0.560	---	Carton	100	4	75	34
7702532	25	0.042	0.560	---	Carton	100	5	94	43
7703550	35	0.035	0.560	---	Reel	100	6	106	48
7703532	35	0.035	0.560	---	Carton	100	6	106	48
7704032	40	0.042	0.570	---	Carton	100	7	131	59
7705032	50	0.060	0.630	---	Carton	100	12	225	102

Jack Chain

Single Jack chain is the lightest and smallest of regular commercial chain formed from wire. It is used in applications where high strength is not required. Order unit is foot. **NOT FOR OVERHEAD LIFTING**

Reels & Cartons

Stock #	Trade Size	Wire Dia. (Inches)	Inside Link Dim. (Inches)		Pkg. Type	Ft. Per Pkg.	Net Wt. (Lbs.)	Working Load Limit	
			Length	Width				Lbs.	Kgs.
Zinc									
7501650	16	0.062	0.500	---	Reel	200	6	10	5
7501655*	16	0.062	0.500	--	Reel	200	6	10	5
7501632	16	0.062	0.500	---	Carton	100	3	10	5
7501450	14	0.080	0.630	---	Reel	100	5	16	7
7501432	14	0.080	0.630	---	Carton	100	5	16	7
7501250	12	0.105	0.885	---	Reel	100	8	29	13
7501232	12	0.105	0.885	---	Carton	100	8	29	13
7501032	10	0.135	0.930	---	Carton	100	14	43	20
7500832	8	0.162	1.090	---	Carton	100	21	60	27
7500632	6	0.192	1.240	---	Carton	100	30	88	40

*Yellow Chromate





Lock Link Chain

The strongest weldless chain with all links facing in the same direction, making it ideal for pipe suspension and operating overhead doors and steam valves. Order unit is foot.

NOT FOR OVERHEAD LIFTING

Cartons

Stock #	Trade Size	Wire Dia. (Inches)	Inside Link Dim. (Inches)		Ft. Per Carton	Net Wt. (Lbs./ft.)	Working Load Limit	
			Length	Width			Lbs.	Kgs.
250320201	2	0.091	1.090	0.350	100	0.10	155	70
250321001	1/0	0.120	1.290	0.430	100	0.17	265	120
7022032	2/0	0.135	1.490	0.450	100	0.24	340	154
250324001	4/0	0.162	1.780	0.520	100	0.29	485	220
250325001	5/0	0.177	2.140	0.630	100	0.34	580	263

**Made with pre-galvanized wire*



Decorative Chain

For light decorative purposes.


NOT FOR OVERHEAD LIFTING

Reels

Stock #	Finish	Wire Dia. (Inches)	Inside Link Dim. (Inches)		Pkg. Type	Ft. Per Pkg.	Net Wt. (Lbs.)	Working Load Limit	
			Length	Width				Lbs.	Kgs.
4505150	Brass	0.12	1.25	0.62	Reel	50	7	25	11
4505250	Black	0.12	1.25	0.62	Reel	50	7	25	11
4505350	Antique Brass	0.12	1.25	0.62	Reel	50	7	25	11
4505450	White	0.12	1.25	0.62	Reel	50	7	25	11
4505550	Brushed Nickel	0.12	1.25	0.62	Reel	50	7	25	11
4505650	Oil-Rubbed Bronze	0.12	1.25	0.62	Reel	50	7	25	11




DO NOT EXCEED CAPACITY!
See the CAUTIONS & WARNINGS section before using these products. Pages 134-145.



Plastic Chain & Accessories

A light duty plastic chain made of polypropylene used mainly for decorative purposes, as a barrier or to guide traffic. Plastic chain is durable, light weight and weather resistant. Order unit is foot.

NOT FOR OVERHEAD LIFTING



4.25 Gallon Square Pails

Stock #				Trade Size		Dia. (In.)	Inside Link Dim. (In.)		Ft. Per Pail	Net Wt. (Lbs.)	Working Load Limit	
White	Yellow	Red	Hot Orange	In.	MM		Length	Width			Lbs.	Kgs.
H2612-0450	H2612-0452	H2612-0454	H2612-0455	1/4	6	0.230	1.000	0.320	200	11.50	25	11
H2612-0550	H2612-0552	H2612-0554	H2612-0555	5/16	8	0.305	1.520	0.390	150	12.50	40	18

Reels

Stock #				Trade Size	Dia. (In.)	Inside Link Dim. (In.)		Ft. Per Reel	Net Wt. (Lbs.)	Working Load Limit	
White	Yellow	Black	Hot Orange			Length	Width			Lbs.	Kgs.
4540351	4540352	4540353	4540354	#8	0.29	1.31	.50	60	5	20	9

Connecting Links

Split links of plastic chain used to connect two pieces of plastic chain together.



Stock #				Trade Size		Dia. (In.)	Inside Link Dim. (In.)		Qty. Per Pkg.	Net Wt. (Lbs.)	Working Load Limit	
White	Yellow	Red	Hot Orange	(In.)	(MM)		Length	Width			Lbs.	Kgs.
H2698-0450	H2698-0452	H2698-0454	H2698-0455	1/4	6	0.230	1.051	0.307	25	0.35	25	11
H2698-0550	H2698-0552	H2698-0554	H2698-0555	5/16	8	0.305	1.461	0.355	25	0.50	40	18





6/0 Studio Chain

- Theater chain with black low gloss finish
- Used for hanging stationary lights, fixtures and/or battens
- Compatible with standard 1/4" chain hardware
- PSC & USA hallmark is stamped on every 11 links of chain
- Made In The USA

Stock #	Package Type	Trade Size (Inches)	Wire Diameter (Inches)	Inside Link Dim. (Inches)		Ft. Per Pkg.	Net Wt. (Lbs.)	Working Load Limit	
				Length (Nominal)	Width (Nominal)			Lbs.	Kgs.
Black									
5032066	Drum	6/0	0.28	1.50	0.45	1000	620	2,250	1,020
5032062	Carton	6/0	0.28	1.50	0.45	100	62	2,250	1,020
5032060	Carton	6/0	0.28	1.50	0.45	50	31	2,250	1,020
5032003	Drum	6/0	0.28	1.50	0.45	250 - 3' pieces	443	2,250	1,020

Users must comply with all local, state, and federal regulations pertaining to overhead lifting requirements. DO NOT exceed the working load limit.

7MM Rigging Chain



- Compatible with standard 1/4" chain hardware
- Alloy steel with 0.27" diameter and 3,250 pound working load limit
- Heat treated with each link proof tested to ensure weld & material integrity
- Traceability code every 10 links and TC on the back of each link
- Manufactured and tested in accordance with ASTM A413
- Black TRAC™ finish
- Made In The USA

Stock #	Package Type	Trade Size (MM)	Wire Diameter (Inches)	Inside Link Dim. (Inches)		Ft. Per Pkg.	Net Wt. (Lbs.)	Working Load Limit	
				Length (Nom.)	Width (Min.)			Lbs.	Kgs.
Black									
8611517	Drum	7	0.27	1.24	0.49	800	516	3,250	1,474
8612646	Pail	7	0.27	1.24	0.49	100	65	3,250	1,474



DO NOT EXCEED CAPACITY!
See the CAUTIONS & WARNINGS section before using these products. Pages 134-145.

TRAC Chain™

Theatrical Rigging Alloy Chain

Ideal for theatrical rigging applications where adjust ability is required.

- Super Strength: Grade 80 alloy material with ½" diameter & 6 ton working load limit
- Easy Identification: PTC8 hallmark on every 5 links & USA on the back of each link
- Proof Test: Each link proof tested to assure weld & material integrity
- Heat Treated: Alloy steel provides long life.
- 4:1 Design Factor
- Low gloss black finish
- Made In The USA



Stock #	Package Type	Trade Size (Inches)	Wire Diameter (Inches)	Inside Link Dim. (Inches)		Ft. Per Pkg.	Net Wt. (Lbs.)	Working Load Limit	
				Length (Nom.)	Width (Min.)			Lbs.	Kgs.
5058051	Drum	1/2	0.53	3.74	0.92	100	204	12,000	5,443
5058052	Drum	1/2	0.53	3.74	0.92	250	510	12,000	5,443
5058053	Drum	1/2	0.53	3.74	0.92	500	1,020	12,000	5,443

Cut lengths also available



Tagged Assemblies

Stock #	Trade Size (Inches)	Length (Feet)	Net Wt. (Lbs.)	Qty. Per Drum
5058003	1/2	3	6.3	20
5058004	1/2	4	8.1	15
5058005	1/2	5	10.6	15
5058006	1/2	6	12.5	10
5058007	1/2	7	14.3	10
5058008	1/2	8	16.2	8
5058009	1/2	9	18.1	7

Cut lengths also available



TRAC Chain™ Tag

Stock#: **5058080**
Color: Black
Bag: 20/bag



TRAC Chain™ 3' Tag

Stock#: **5058083**
Color: Black
Bag: 20/bag



2" Split Key Ring

Stock#: **5058099**
Color: Black
Bag: 20/bag



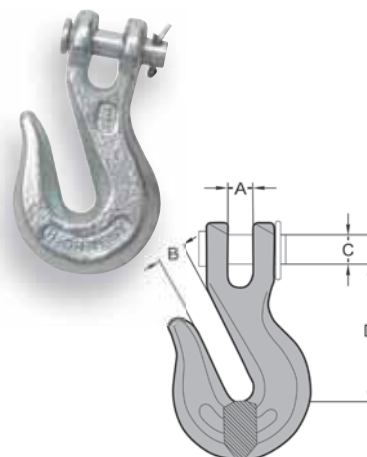
CHAIN ACCESSORIES

Clevis & Eye Type Hooks	96
Transport Hooks & Links	97
Hooks, Shackles & Links.....	98
Repair Lap Links.....	98
Shuts, Links, Clips & S-Hooks	99-100
Pulleys, Screw-Eyes & Rope Access	101
Snaps & Swivels	102-103
Stainless Steel Chain Accessories	104



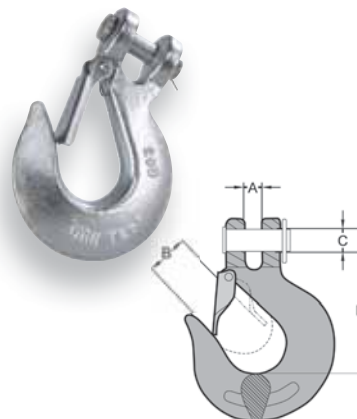
G43 Clevis Grab Hook

Stock #			Chain Size (In.)	Dimensions (Inches)				Qty. Per Pkg.	Lbs. Per Each	Working Load Limit	
UPC Tagged		Bulk		A	B	C	C			Lbs.	Kgs.
Self Color	Zinc										
8023215	8023230	8023235	1/4	0.360	0.400	0.380	1.970	10	0.47	2,600	1,179
8023315	8023330	8023335	5/16	0.400	0.440	0.440	2.260	10	0.75	3,900	1,769
8023415	8023430	8023435	3/8	0.480	0.500	0.470	2.630	10	1.10	5,400	2,450
8023615	8023630	8023635	1/2	0.750	0.660	0.630	3.190	10	2.52	9,200	4,173



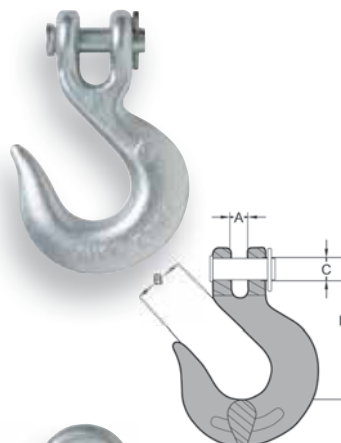
G43 Clevis Slip Hook - w/Latch

Stock #			Chain Size (Inches)	Dimensions (Inches)				Qty. Per Pkg.	Lbs. Per Each	Working Load Limit	
UPC Tagged		Bulk		A	B	C	D			Lbs.	Kgs.
Zinc											
8016266	8016275	1/4	0.440	0.790	0.380	2.560	10	0.59	2,600	1,179	
8016366	8016375	5/16	0.500	0.930	0.440	2.870	10	0.93	3,900	1,769	
8016466	8016475	3/8	0.590	1.140	0.470	3.250	10	1.30	5,400	2,450	
8016666	8016675	1/2	0.750	1.420	0.630	4.000	5	3.21	9,200	4,173	



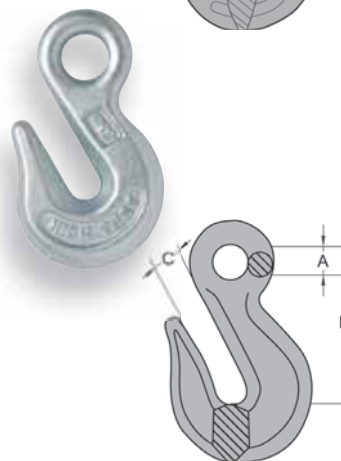
G43 Clevis Slip Hook

Stock #			Chain Size (Inches)	Dimensions (Inches)				Qty. Per Pkg.	Lbs. Per Each	Working Load Limit	
UPC Tagged		Bulk		A	B	C	D			Lbs.	Kgs.
Zinc											
8013230	8013235	1/4	0.440	0.940	0.370	2.560	10	0.45	2,600	1,179	
8013330	8013335	5/16	0.500	1.060	0.440	2.870	10	0.69	3,900	1,769	
8013430	8013435	3/8	0.590	1.310	0.470	3.250	10	1.10	5,400	2,450	
8013630	8013635	1/2	0.750	1.690	0.630	4.000	10	2.45	9,200	4,173	



G43 Eye Grab Hook

Stock #			Chain Size (Inches)	Dimensions (Inches)			Qty. Per Pkg.	Lbs. Per Each	Working Load Limit	
UPC Tagged		Bulk		A	B	C			Lbs.	Kgs.
Self Color	Zinc									
8025215	8025230	8025235	1/4	0.310	1.900	0.340	10	0.28	2,600	1,179
8025315	8025330	8025335	5/16	0.400	2.250	0.440	10	0.45	3,900	1,769
8025415	8025430	8025435	3/8	0.440	2.620	0.500	10	0.79	5,400	2,450
8025615	8025630	8025635	1/2	0.560	3.380	0.660	10	1.80	9,200	4,173

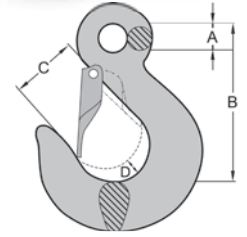


Chain Accessories

NOT FOR OVERHEAD LIFTING

G43 Eye Slip Hook - w/Latch

Stock#	Chain Size (Inches)	Dimensions (Inches)				Qty. Per Pkg.	Lbs. Per Each	Working Load Limit	
		A	B	C	D			Lbs.	Kgs.
8011275	1/4	0.500	2.500	0.670	0.600	10	0.42	2,600	1,179
8011375	5/16	0.630	2.830	0.800	0.690	10	0.72	3,900	1,769
8011475	3/8	0.740	3.370	0.850	0.580	10	1.03	5,400	2,450
8011675	1/2	0.950	4.270	1.360	1.270	10	2.45	9,200	4,173

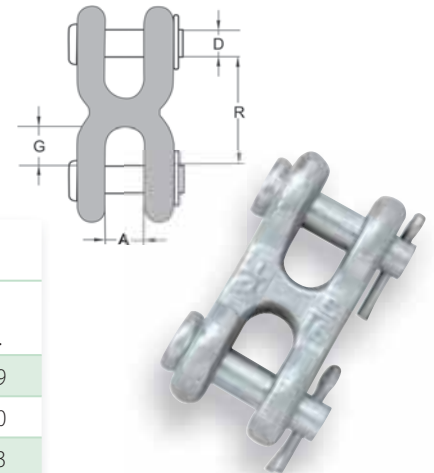


G43 Eye Slip Hook

Stock #		Chain Size (In.)	Dimensions (Inches)			Qty. Per Pkg	Lbs. Per Each	Working Load Limit	
UPC Tagged	Bulk		A	B	C			Lbs.	Kgs.
8011230	8011235	1/4	0.500	2.560	0.940	10	0.40	2,600	1,179
8011330	8011335	5/16	0.640	2.780	1.040	10	0.70	3,900	1,769
8011430	8011435	3/8	0.720	3.360	1.310	10	1.00	5,400	2,450
8011630	8011635	1/2	0.960	4.030	1.630	10	2.40	9,200	4,173

G43 Double Clevis Link

Stock #	Chain Size (Inches)	Dimensions (Inches)				Qty. Per Pkg.	Lbs. Per Each	Working Load Limit	
		A	R	D	G			Lbs.	Kgs.
8027235	1/4-5/16	0.470	1.180	0.380	0.430	10	0.30	3,900	1,769
8027435	3/8	0.530	1.340	0.470	0.480	10	0.40	5,400	2,450
8027635	7/16-1/2	0.650	1.750	0.560	0.630	10	0.98	9,200	4,173



Weld-On Grab Hook


Stock #	Chain Size (Inches)	Qty. Per Pkg.	Working Load Limit	
			Lbs.	Kgs.
8023490	3/8	10	5,400	2,450



DO NOT EXCEED CAPACITY!
See the CAUTIONS & WARNINGS section before using these products. Pages 134-145.

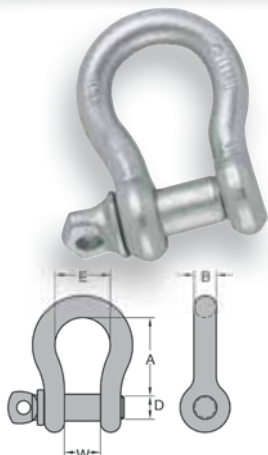
Screw Pin Chain Shackles (RR-C-271F, Type IVB, Grade A, Class 2)

Stock#	UPC Tagged	Trade Size (Inches)	Pin Dia. (D)	Dimensions (Inches)				Qty. Per Pkg.	Lbs. Per Each	WLL (Ton)
				C	A	G (Max)	B (Min)			
8060005		3/16	1/4	0.375	0.750	0.625	0.180	25	0.05	1/3
8060105		1/4	5/16	0.469	0.875	0.875	0.240	25	0.11	1/2
8060205		5/16	3/8	0.531	1.031	1.000	0.300	25	0.18	3/4
8060305		3/8	7/16	0.656	1.125	1.250	0.360	25	0.30	1
8060505		1/2	5/8	0.812	1.625	1.375	0.480	10	0.59	2
8060605		5/8	3/4	1.062	2.000	1.875	0.590	10	1.27	3-1/4
8060705		3/4	7/8	1.250	2.375	2.125	0.710	10	2.60	4-3/4
8060805		7/8	1	1.438	2.812	2.375	0.830	5	3.15	6-1/2
8060905		1	1-1/8	1.688	3.188	2.625	0.950	5	4.75	8-1/2
8061005		1-1/8	1-1/4	1.812	3.562	2.875	1.070	5	6.75	9-1/2
8061105		1-1/4	1-3/8	2.031	3.938	3.250	1.190	5	9.00	12
8061205		1-3/8	1-1/2	2.250	4.438	3.500	1.310	1	15.00	13-1/2
8061305		1-1/2	1-5/8	2.375	4.875	3.750	1.420	1	22.00	17



Commercial Grade Screw Pin Anchor Shackles

Stock#		Trade Size (Inches)	Pin Dia. (D)	Dimensions (Inches)				Qty. Per Pkg.	Lbs. Per Each	WLL (Ton)
UPC Tagged	HDG			W	A	E	B			
8065005	8065805	3/16	1/4	0.350	0.870	0.630	0.200	10	0.04	1/4
8065105	8065905	1/4	5/16	0.470	1.100	0.750	0.240	10	0.08	1/3
8065205	8066005	5/16	3/8	0.590	1.220	0.830	0.280	10	0.13	1/2
8065305	8066105	3/8	7/16	0.630	1.420	1.020	0.360	10	0.23	3/4
8065405	---	7/16	1/2	0.630	1.770	1.070	0.400	10	0.31	1
8065505	---	1/2	5/8	0.870	1.890	1.300	0.480	10	0.55	1-1/2
8065605	---	5/8	3/4	1.100	2.320	1.620	0.590	5	1.08	2-1/4
8065705	---	3/4	7/8	1.300	2.640	1.930	0.750	4	1.76	3-1/4



Repair Lap Links

Lap links are used to temporarily repair low carbon steel chains and add coupling attachments. To install the lap link, you must insert the link between the two other links or an attachment, and hammer the lap link to seal it shut. Low carbon steel. For temporary chain repair and coupling of attachments with chain. Use one size larger than chain size.

Stock #			Trade Size (Inches)	Dimensions (Inches)		Qty. Per Pkg.	Lbs. Per Each	Working Load Limit	
Bulk	*UPC Tagged	A		B	Lbs.			Kgs.	
8030125	8030135	4417640	3/16	1.000	0.505	100	0.03	225	100
8030225	8030235	4417740	1/4	1.250	0.512	50	0.07	325	140
8034225	8034235	---	1/4	2.000	0.680	50	0.10	325	140
8030325	8030335	4417840	5/16	1.510	0.730	50	0.15	675	300
---	---	4417940	3/8	1.625	0.785	50	0.23	1,050	475
8034425	8034435	4417040	3/8	2.000	0.840	50	0.27	1,000	450
8034625	---	8034630	1/2	2.570	1.010	50	0.59	1525	690

*All UPC Tagged products come 20/carton except 8034630, which comes 10/carton.




SHUTS, LINKS, CLIPS & S-HOOKS

Cold Shuts

Cold Shut Links are used to repair low carbon steel chains, as well as installing coupling attachments. After sliding the cold shut link between two other links, or an attachment, use a hammer to pound the end of the cold shut through the eye. To seal the link, you must peen the extended end of the cold shut, which prevents the link from opening. Low carbon steel. For temporary chain repair and coupling of attachments. When using chain, use one size larger than chain size.

Stock #		Trade Size (Inches)	Dimensions (Inches)		Qty. Per Pkg.	Lbs. Per Each	Working Load Limit	
Bulk	UPC Tagged		A	B			Lbs.	Kgs.
Self Colored	Zinc							
8040115	8040140	3/16	0.87	0.44	25	0.03	400	180
8040215	8040235	1/4	0.83	0.40	25	0.05	800	360
8040315	8040335	5/16	0.92	0.45	25	0.10	1,300	590
8040415	8040440	3/8	1.21	0.58	25	0.17	1,900	860
8040615	8040630	1/2	1.22	0.68	25	0.39	3,500	1,588



Connecting Links

Low carbon steel. For temporary chain repair and coupling of attachments with chain.

Stock #		Trade Size (Inches)	Dimensions (Inches)		Qty. Per Pkg.	Lbs. Per Each	Working Load Limit	
Bulk	UPC Tagged		A	B			Lbs.	Kgs.
Self Colored	HDG							
8050215	440840403	1/4	0.880	0.440	10	0.06	1,300	590
8050315	440840503	5/16	0.940	0.500	10	0.11	1,900	862
8050415	440840603	3/8	1.200	0.560	10	0.18	2,650	1,202
8050615	440840802	1/2	1.440	0.660	10	0.36	4,500	2,042

Quick Links

Quick links are the most popular and easiest to use when repairing a chain. They are usually used to repair low carbon steel chains or add coupling attachments. Quick links are two-sided thread links that you can easily slide onto two original links and tighten the thread with a wrench. They are designed to be reusable and moveable. Low carbon steel. Fast, easy connection for permanent or temporary connection.

Stock#		Trade Size (Inches)	Diameter		Dimensions (Inches)			Qty. Per Pkg.	Lbs. Per Each	Working Load Limit	
Bulk	UPC Tagged		Inches	MM	Inside Length	Inside Width	Opening			Lbs.	Kgs.
	Zinc										
8056035	4421040	1/8	0.125	3	1.200	0.410	0.180	20	0.02	220	100
8056135	4421140	3/16	0.197	5	1.560	0.500	0.270	20	0.05	616	279
8056235	4421240	1/4	0.240	6	1.900	0.630	0.310	20	0.08	880	400
8056335	4421340	5/16	0.310	8	2.300	0.750	0.370	20	0.18	1,540	699
8056435	4421440	3/8	0.390	9	2.780	0.810	0.500	10	0.24	1,900	862
8056635	4423640	1/2	0.470	12	3.270	0.890	0.540	10	0.53	2,650	1,202



Wide Jaw Quick Links

Stock#		Trade Size (Inches)	Diameter		Dimensions (Inches)		Qty. Per Pkg.	Lbs. Per Each	Working Load Limit	
UPC Tagged			Inches	MM	Overall Length	Jaw Opening			Lbs.	Kgs.
	Zinc									
4428040		1/8	0.125	3	1-13/16	3/8	20	0.02	220	100
4428140		3/16	0.197	5	2-7/16	1/2	20	0.05	615	279
4428240		1/4	0.240	6	2-3/4	9/16	20	0.08	880	400
4428340		5/16	0.310	8	3-7/16	11/16	10	0.18	1,540	699
4428440		3/8	0.350	9	3-3/4	3/4	10	0.24	1,980	898



DO NOT EXCEED CAPACITY!
See the CAUTIONS & WARNINGS section before using these products. Pages 134-145.

Spring Links


Low carbon steel. Fast, easy connection for permanent or temporary connection.

Stock#	UPC Tagged	Trade Size (Inches)	Diameter		Length (Inches)	Qty. Per Pkg.	Lbs. Per Each	Working Load Limit	
			Inches	MM				Lbs.	Kgs.
4412240	Zinc	1/8	0.155	4	1.600	10	0.03	70	30
4412840		3/16	0.188	5	2.000	10	0.04	100	45
4410440		1/4	0.240	6	2.375	10	0.06	175	79
4410640		9/32	0.276	7	2.750	10	0.09	225	102
4410240		5/16	0.310	8	3.125	10	0.16	350	159
4426040		11/32	0.350	9	3.500	10	0.23	400	181
4425240		3/8	0.393	10	4.000	10	0.32	425	193
4426140		7/16	0.433	11	4.750	10	0.45	750	340
4427140		1/2	0.465	12	5.560	10	0.55	1,200	544



Hitch Pin Clips

Stock #		Trade Size	Wire Diameter (Inches)	Dimensions (Inches)			Qty. Per Pkg.	Lbs. Per Each
Bulk	UPC (Per Bag)			Gauge	Overall Length	Shaft Diameter		
	Zinc							
3440335	3450335	3	0.091	11	1.630	1/4 to 1/2	50	0.01
3440635	3450635	6	0.177	5	3.380	5/8 to 1	14	0.05
3440735	3450735	7	0.091	11	2.310	1/4 to 5/8	50	0.10
3440835	3450835	8	0.177	5	3.750	7/8 to 1-1/4	20	0.60
3440935	3450935	9	0.148	7	2.450	3/4 to 1-1/8	20	0.33
3441135	---	11	0.125	8	2.620	7-16 to 3/4	36	0.18
3441935	3451935	19	0.243	3	4.060	1 to 1-1/2	12	0.12




S-Hooks - Low Carbon Steel

Stock#		Hook No.	S-Hook Type	Diameter (Inches)		Qty. Per Pkg.	Lbs. Per Each	Working Load Limit	
Bulk	UPC Tagged			Wire Dia.	Inside Length			Lbs.	Kgs.
	Zinc								
7902735	7992735	27	II	0.080	1.000	1,000	0.01	12	5
7906335	7996335	63	II	0.105	1.000	1,000	0.01	31	14
7900835	7990835	8	II	0.120	1.000	1,000	0.01	46	21
7904335	---	43	II	0.120	1.000	1,000	0.01	48	22
7900935	7990935	9	II	0.162	1.000	1,000	0.02	106	48
7949835	7999835	498	II	0.120	1.500	1,000	0.01	28	13
7901035	7991035	10	I	0.135	1.500	1,000	0.02	25	11
7900635	7990635	6	I	0.192	1.500	1,000	0.03	70	32
7911035	---	110	II	0.192	1.500	1,000	0.03	117	53
7900435	7990435	4	I	0.225	1.500	1,000	0.05	129	59
7901435	7991435	14	I	0.187	2.000	1,000	0.04	53	24
7953235	7993235	532	I	0.249	2.000	1,000	0.07	142	64
7952635	7992635	526	II	0.249	2.000	500	0.07	189	86
7962935	7992935	629	II	0.312	2.000	500	0.12	375	170
7901735	7991735	17	I	0.312	2.500	500	0.14	255	116
7901835	---	18	I	0.375	2.500	250	0.21	457	207
7906635	7996635	66	II	0.375	2.500	250	0.22	428	194



Type I



Type II

PULLEYS, SCREW EYES & ROPE ACCESSORIES

Swivel Eye Single Pulley

Stock #	Trade Size (Inches)	Qty. Per Pkg.	Lbs. Per Package
Zinc			
4411840	3/4	40	0.07
4411540	1	40	0.13
4412740	1-1/4	10	0.29
4410840	1-1/2	10	0.35
4410740	2	10	0.55



Fixed Eye Single Pulley

Stock #	Trade Size (Inches)	Qty. Per Pkg.	Lbs. Per Package
Zinc			
4412040	3/4	40	0.08
4411640	1	40	0.11
4416740	1-1/4	10	0.25
4411140	1-1/2	10	0.26
4411240	2	10	0.53

Swivel Eye Double Pulley



Stock #	Trade Size	Qty. Per Pkg.	Lbs. Per Package
Zinc			
4412640	1	20	0.19

Fixed Eye Double Pulley

Stock #	Trade Size (Inches)	Qty. Per Pkg.	Lbs. Per Package
Zinc			
4434040	1-1/4	10	0.30



Screw Eyes

Stock #	Size (Inches)	Qty. Per Pkg.	Lbs. Per Each
4416140	3/4 x 3-1/8	20	0.10
4416240	1 x 3-1/2	20	0.14
4416340	5/8 x 3-7/8	20	0.10



2" Hitching Ring & Plate

Stock #: **4416640**
 Weight: 0.24 Lbs./Ea.
 Factory Package: 10/Ctn.
 Order Unit: Each

Rope Accessories

4-1/2" Rope Cleat

Stock #: **4412540**
 Weight: 3.45 Lbs./Ea.
 Factory Package: 20/Ctn.
 Order Unit: Each



1/4" Screw Hook

Stock #: **4415940**
 Weight: 0.13 Lbs./Ea.
 Factory Package: 20/Ctn.
 Order Unit: Each



2" Hitch Ring Screw

Stock #: **4416540**
 Weight: 0.28 Lbs./Ea.
 Factory Package: 10/Ctn.
 Order Unit: Each



3/8 or 1/2" Rope Clamp

Stock #: **4415640**
 Weight: 0.05 Lbs./Ea.
 Factory Package: 20/Ctn.
 Order Unit: Each



1-1/2" Harness Ring

Stock #: **4435940**
 Weight: 0.07 Lbs./Ea.
 Factory Package: 20/Ctn.
 Order Unit: Each



DO NOT EXCEED CAPACITY!
 See the CAUTIONS & WARNINGS section before using these products. Pages 134-145.

CHAIN ACCESSORIES

Snaps

Snaps - Brass Finish

Stock #	Dimensions (Inches)		Type*	Qty. Per Pkg.	Lbs. Per Each	
	UPC Tagged	Eye Dia.				Overall Lgth.
4433440	Brass	9/16	3-1/4	Swivel Eye Bolt Snap (B)	20	0.15
4415340		3/4	3-5/8	Round Eye Quick Snap (B)	20	0.17
4415140		1-1/8	2-3/4	Swivel Eye Trigger Snap (F)	20	0.12
4433240		3/4	3-1/8	Swivel Eye Bolt Snap (J)	20	0.15
4415240		1	3-1/2	Swivel Eye Bolt Snap (J)	10	0.17
4414840		1-1/8	4-5/8	Swivel Eye Bolt Snap (J)	10	0.34
4424840		3/8	3-1/2	Double End Bolt Snap (P)	20	0.14
4426740		1/2	3	Swivel Eye Bolt Snap	20	0.09
4433340		11/16	4-3/8	Swivel Eye Boat Snap (B)	20	0.32

*See page 103.

Snaps - Zinc Finish

Stock #	Dimensions (Inches)		Type*	Qty. Per Pkg.	Lbs. Per Each	
	UPC Tagged	Eye Dia.				Overall Lgth.
4426540	Zinc	3/8	2-15/16	Swivel Eye Bolt Snap (J)	20	0.09
4426640		5/8	4-1/4	Swivel Eye Bolt Snap (J)	20	0.14
4414240		3/8	3-1/8	Open End Swivel Snap (G)	20	0.07

*See page 103.

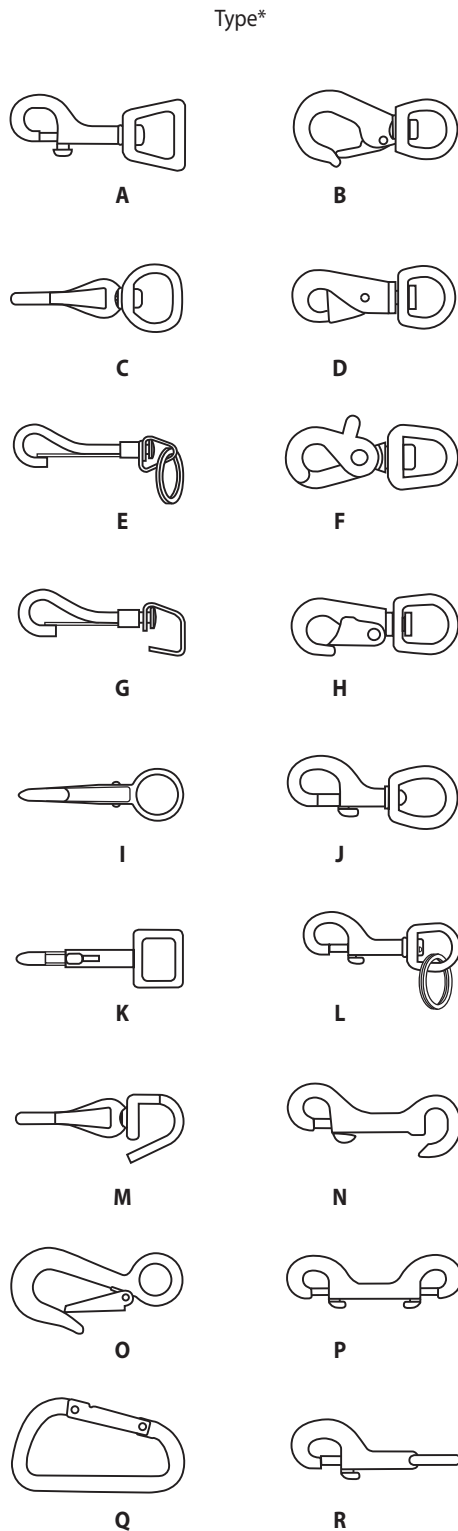
Snaps - Multi-Colored Finish

Stock #	Dimensions (Inches)		Type*	Qty. Per Pkg.	Lbs. Per Each	
	UPC Tagged	Eye Dia.				Overall Lgth.
4427040	Multi-Colored	-	3	Anodized Spring Link (Q)	25	0.05
4428640		--	3	Camo Spring Link-Gear Clip (Q)	25	0.05

*See page 103.



Snaps - Nickel Finish



Stock #	Dimensions (Inches)		Type*	Qty. Per Pkg.	Lbs. Per Each	
	UPC Tagged	Eye Dia.				Overall Lgth.
4414440	Nickel	3/4	3-1/4	Swivel Eye Quick Snap (B)	40	0.14
4410340		7/8	4	Swivel Eye Bull Snap (D)	20	0.34
4414340		3/4	2-9/16	Swivel Eye Trigger Snap (F)	40	0.1
4410540		3/4	3-7/8	Swivel Eye Trigger Snap (F)	20	0.21
4424540		3/4	3-3/8	Swivel Eye Cap Snap (H)	30	0.17
4410940		1	3-5/8	Swivel Eye Cap Snap (H)	30	0.14
4410040		3/4	3-3/16	Swivel Eye Bolt Snap (J)	40	0.08
4414040		7/8	3-3/16	Swivel Eye Bolt Snap (J)	20	0.11
4413540		1	4	Swivel Eye Bolt Snap (J)	20	0.21
4415440		1	3-3/4	Key Ring Swivel Eye Bolt Snap (L)	30	0.12
4414140		1/2	3-1/2	Open End Bolt Snap (N)	20	0.12
4418040		1/4	3-1/2	Double End Bolt Snap (P)	20	0.10
4410140		5/8	4-5/8	Double End Bolt Snap (P)	20	0.16
4414640		5/8	3-5/16	Fixed Eye Bolt Snap (R)	30	0.13
4425340		1	3-1/4	Fixed Strap Eye Bolt Snap (K)	20	0.14
4415540		7/8	4-1/2	Key Ring Swivel Spring Snap (E)	20	0.12
4417340		1/4	2-7/8	Open End Swivel Snap (G)	20	0.06
4414540		3/4	3-1/2	Fixed Eye Safety Snap (O)	20	0.26
4431240		3/8	4	Double End Bolt Snap (P)	20	0.12
4431540		1-1/8	4-3/8	Mall Swivel Snap (H)	20	0.20
4432440		3/8	1-3/4	Swivel Simplex Snap (S)	40	0.02
4432840		1/4	2	Swivel Spring Snap (T)	40	0.03
4432940		3/8	2-1/2	Swivel Spring Snap (T)	40	0.04
4433040		1/2	2-1/2	Swivel Trigger Snap (F)	20	0.08
4434140		3/8	3-1/4	Mall Open Snap (N)	20	0.09
4434240		1-1/8	4-5/16	Swivel Eye Panic Snap (U)	10	0.40
4437140		1	3-1/4	Swivel Bolt Snap (A)	10	0.11



S



T



U



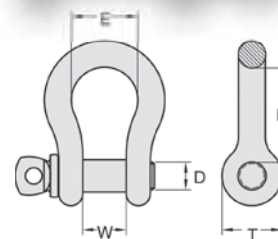
DO NOT EXCEED CAPACITY!
See the CAUTIONS & WARNINGS section before using these products. Pages 134-145.

Stainless Steel Chain Accessories

NOT FOR OVERHEAD LIFTING

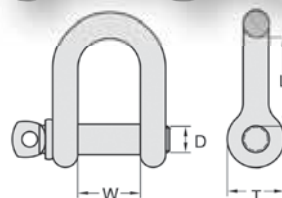
A316 Stainless Steel Screw Pin Anchor Shackle

Stock # UPC Tagged	Trade Size (Inches)	Dimensions (Inches)					Qty. Per Pkg.	Lbs. Per Each	Working Load Limit	
		D	W	E	L	T			Lbs.	Kgs.
H8624-0340	3/16	0.250	0.374	0.591	0.866	0.551	5	0.04	400	181
H8624-0440	1/4	0.313	0.472	0.787	1.102	0.610	5	0.07	750	340
H8624-0540	5/16	0.375	0.512	0.827	1.220	0.748	5	0.15	1,060	481
H8624-0640	3/8	0.438	0.630	1.024	1.417	0.906	5	0.29	1,600	726
H8624-0840	1/2	0.625	0.827	1.299	1.890	1.181	5	0.50	2,800	1,270
H8624-0940	5/8	0.750	1.063	1.693	2.362	1.496	5	1.09	4,900	2,200
H8624-1040	3/4	0.875	1.260	2.008	2.795	1.811	5	2.18	6,500	3,000
H8624-1140	7/8	1.000	1.417	2.283	3.307	2.087	5	2.87	7,300	3,300
H8624-1240	1	1.125	1.693	2.677	3.740	2.362	5	3.97	8,400	4,000



A316 Stainless Steel Screw Pin Chain Shackle

Stock # UPC Tagged	Trade Size (Inches)	Dimensions (Inches)				Qty. Per Pkg.	Lbs. Per Each	Working Load Limit	
		D	W	L	T			Lbs.	Kgs.
H8924-0340	3/16	0.200	0.430	0.280	0.400	5	0.04	400	181
H8924-0440	1/4	0.240	0.470	0.320	0.430	5	0.07	750	340
H8924-0540	5/16	0.280	0.670	0.390	0.630	5	0.16	1,060	481
H8924-0640	3/8	0.350	0.830	0.510	0.790	5	0.27	1,600	726
H8924-0840	1/2	0.430	0.980	0.830	0.910	5	0.44	2,800	1,270



A316 Stainless Steel Quick Link

Stock # UPC Tagged	Trade Size (Inches)	Dia.		Dimensions (Inches)			Qty. Per Pkg.	Lbs. Per Each	Working Load Limit	
		In.	MM	Inside Length	Inside Width	Opening			Lbs.	Kgs.
H8224-0240	1/8	0.125	3	1.300	0.390	0.200	5	0.04	220	100
H8224-0340	3/16	0.197	5	1.500	0.550	0.240	5	0.04	660	299
H8224-0440	1/4	0.240	6	1.780	0.550	0.280	5	0.07	880	399
H8224-0540	5/16	0.310	8	2.290	0.710	0.390	5	0.15	1,760	798
H8224-0640	3/8	0.390	10	2.710	0.870	0.470	5	0.259	2,200	990
H8224-0840	1/2	0.470	12	3.150	0.980	0.590	5	0.50	2,600	1,170



A316 Stainless Steel Spring Link

Stock # UPC Tagged	Trade Size (Inches)	Diameter		Overall Length (Inches)	Qty. Per Pkg.	Lbs. Per Each	Working Load Limit	
		Inches	MM				Lbs.	Kgs.
H8724-0340	3/16	0.200	5.5	1.970	5	0.04	100	45
H8724-0440	1/4	0.240	6	2.360	5	0.07	140	64
H8724-0540	5/16	0.320	8	3.150	5	0.15	250	113
H8724-0640	3/8	0.400	10	3.940	5	0.29	400	181
H8724-0840	1/2	0.470	12	5.510	5	0.50	600	272



MISCELLANEOUS HARDWARE

Binder Chain & Load Binder Display

Item	Consisting of Stock #	Description	Pkg Qty.	Initial Order Qty.	Display Rack Qty.
DISPLAY #1 - Domestic Binder Chains, QuikBinders*, Standard Style Ratchet Load binders. DISPLAY STOCK #4120085 <small>*Short-Link, **NACM Link</small>	5261363	5/16" x 20' G70 Binder Chain Assembly*	25	25	25
	5262363	3/8" x 20' G70 Binder Chain Assembly**	25	25	25
	H5125-0658	5/16" or 3/8" QuikBinder*	4	4	4
	H5125-0858	3/8" or 1/2" QuikBinder*	4	4	4
	H5123-4152	5/16" G70 or 3/8" G43 Ratchet Load Binder	2	4	4
	H5123-4252	3/8" G70 or 1/2" G43 Ratchet Load Binder	2	6	4
	4120090	Binder Chain & Load Binder Rack	1	1	1
DISPLAY #2 - Domestic Binder Chains, QuikBinders* & Ratchet Binder Plus. DISPLAY STOCK #4120086 <small>*Short-Link, **NACM Link</small>	5261363	5/16" x 20' G70 Binder Chain Assembly*	25	25	25
	5262363	3/8" x 20' G70 Binder Chain Assembly**	25	25	25
	H5125-0658	5/16" or 3/8" QuikBinder*	4	8	4
	H5125-0858	3/8" or 1/2" QuikBinder*	4	4	4
	H5121-4158	5/16" or 3/8" Ratchet Binder Plus	2	8	6
	4120090	Binder Chain & Load Binder Rack	1	1	1
DISPLAY #3 - Import Binder Chains, QuikBinders*, Standard Style Ratchet Load binders. DISPLAY STOCK #4120087 <small>*Short-Link</small>	H3226-5220	5/16" x 20' G70 Binder Chain Assembly*	25	25	25
	H3226-5620	3/8" x 20' G70 Binder Chain Assembly*	20	20	20
	H5125-0658	5/16" or 3/8" QuikBinder*	4	4	4
	H5125-0858	3/8" or 1/2" QuikBinder*	4	4	4
	H5123-4152	5/16" G70 or 3/8" G43 Ratchet Load Binder	2	6	4
	H5123-4252	3/8" G70 or 1/2" G43 Ratchet Load Binder	2	4	4
	4120090	Binder Chain & Load Binder Rack	1	1	1
DISPLAY #4 - Import Binder Chains, QuikBinders* & Ratchet Binder Plus. DISPLAY STOCK #4120088 <small>*Short-Link</small>	H3226-5220	5/16" x 20' G70 Binder Chain Assembly*	25	25	25
	H3226-5620	3/8" x 20' G70 Binder Chain Assembly*	20	20	20
	H5125-0658	5/16" or 3/8" QuikBinder*	4	8	4
	H5125-0858	3/8" or 1/2" QuikBinder*	4	4	4
	H5121-4158	5/16" or 3/8" G70 or G80 Ratchet Binder Plus Load Binder	2	6	6
	4120090	Binder Chain & Load Binder Rack	1	1	1
DISPLAY #5 - Import Binder Chains, QuikBinders* & Standard Style Ratchet Load binders. DISPLAY STOCK #4120089 <small>**NACM Link</small>	H3275-5220	5/16" x 20' G70 Binder Chain Assembly**	25	25	25
	H3275-5620	3/8" x 20' G70 Binder Chain Assembly**	20	20	20
	H5125-0658	5/16" or 3/8" QuikBinder*	4	4	4
	H5125-0858	3/8" or 1/2" QuikBinder*	4	4	4
	H5123-4252	5/16" G70 or 3/8" G43 Ratchet Load Binder	2	6	4
	H5023-4152	3/8" G70 or 1/2" G43 Ratchet Load Binder	2	4	4
	4120090	Binder Chain & Load Binder Rack	1	1	1



Overall Footprint Dimensions:
58-1/2" w x 20" d x 54-1/8" h



H9800-0400 - Chain & Fittings Assortment

Free standing display rack & welded chain assortment with 6 pails and 18 different chain accessories.



Rack measures:
29" Wide,
68" High,
24" Deep.

Item	UPC Stock #	Trade Size	Description	Finish	Assorted Qty.	Assorted Wt./Lbs.
1	H0110-0311	3/16" x 250'	Proof Coil Pail	BZ	1	88.00
2	H0110-0411	1/4" x 141'	Proof Coil Pail	BZ	1	80.51
3	H0110-0511	5/16" x 92'	Proof Coil Pail	BZ	1	76.36
4	H0110-0611	3/8" x 63'	Proof Coil Pail	BZ	1	88.00
5	H0310-0520	5/16" x 100'	G70 Transport Chain Pail	YZ	1	118.00
6	H0310-0620	3/8" x 75'	G70 Transport Chain Pail	YZ	1	114.98
7	8016266	1/4"	G43 Clevis Slip Hook w/Latch	BZ	10	5.82
8	8016366	5/16"	G43 Clevis Slip Hook w/Latch	BZ	10	9.95
9	8016466	3/8"	G43 Clevis Slip Hook w/Latch	BZ	10	14.10
10	8023230	1/4"	Clevis Grab Hooks	BZ	10	4.60
11	8023330	5/16"	Clevis Grab Hooks	BZ	10	7.85
12	8023430	3/8"	Clevis Grab Hooks	BZ	10	10.80
13	8015366	5/16"	G70 Clevis Slip Hook w/Latch	YZ	10	9.69
14	8022330	1/4"	G70 Clevis Grab Hook	YZ	20	14.72
15	8015466	3/8"	G70 Clevis Slip Hook w/Latch	YZ	10	14.22
16	8022430	3/8"	G70 Clevis Grab Hook	YZ	20	23.30
17	4421240	1/4"	Quick Links	BZ	40	3.92
18	4421340	5/16"	Quick Links	BZ	40	7.68
19	4421440	3/8"	Quick Links	BZ	20	5.08
20	8027435	5/16" - 3/8"	G43 Double Clevis	BZ	20	11.40
21	8057430	5/16" - 3/8"	G70 Double Clevis	YZ	20	11.90
22	4410440	1/4"	Spring Links	BZ	60	3.54
23	4410240	5/16"	Spring Links	BZ	20	3.24
24	4425240	3/8"	Spring Links	BZ	20	6.36
25	4000288	---	Hydraulic Chain Cutter	---	1	46.00
---	H9850-0500	---	Display Rack with 12 Bins	---	1	57.00
---	H9850-9999	---	Laminated Chain Chart & Bin Tags	---	1	0.50
---	H9800-0400	---	Complete Rack & Assortment Listed above	---	---	837.52



WARNING

DO NOT EXCEED CAPACITY!
See the CAUTIONS & WARNINGS section before using these products. Pages 134-145.

MISCELLANEOUS HARDWARE

H9800-0450 - Hardware Chain & Fittings Assortment

Pail stackers & welded chain assortment with 6 pails of welded chain. Also includes 19 different chain accessories and bins. (Gondola not included)

Item	UPC Stock #	Trade Size	Description	Finish	Assorted Qty.	Assorted Wt./Lbs.
1	H0110-0311	3/16" x 250'	Proof Coil Pail	BZ	1	88.00
2	H0110-0411	1/4" x 141'	Proof Coil Pail	BZ	1	80.51
3	H0110-0511	5/16" x 92'	Proof Coil Pail	BZ	1	76.36
4	H0110-0611	3/8" x 63'	Proof Coil Pail	BZ	1	88.00
5	H0310-0520	5/16" x 100'	G70 Transport Chain Pail	YZ	1	118.00
6	H0310-0620	3/8" x 75'	G70 Transport Chain Pail	YZ	1	114.98
7	8016266	1/4"	G43 Clevis Slip Hook w/Latch	BZ	10	5.82
8	8016366	5/16"	G43 Clevis Slip Hook w/Latch	BZ	10	9.95
9	8016466	3/8"	G43 Clevis Slip Hook w/Latch	BZ	10	14.10
10	8023230	1/4"	Clevis Grab Hooks	BZ	10	4.60
11	8023330	5/16"	Clevis Grab Hooks	BZ	10	7.85
12	8023430	3/8"	Clevis Grab Hooks	BZ	10	10.80
13	8015366	5/16"	G70 Clevis Slip Hook w/Latch	YZ	10	9.69
14	8022330	1/4"	G70 Clevis Grab Hook	YZ	20	14.72
15	8015466	3/8"	G70 Clevis Slip Hook w/Latch	YZ	10	14.22
16	8022430	3/8"	G70 Clevis Grab Hook	YZ	20	23.30
17	4421240	1/4"	Quick Links	BZ	40	3.92
18	4421340	5/16"	Quick Links	BZ	40	7.68
19	4421440	3/8"	Quick Links	BZ	20	5.08
20	8027435	5/16" - 3/8"	G43 Double Clevis	BZ	20	11.40
21	8057430	5/16" - 3/8"	G70 Double Clevis	YZ	20	11.90
22	4412840	3/16"	Spring Links	BZ	60	2.10
23	4410440	1/4"	Spring Links	BZ	60	3.54
24	4410240	5/16"	Spring Links	BZ	20	3.24
25	4425240	3/8"	Spring Links	BZ	20	6.36
26	4000288	---	Hydraulic Chain Cutter	---	1	46.00
27	H9830-0224	---	Small, Long Plastic Bins	---	11	5.39
28	H9830-0230	---	Large Plastic Bins	---	8	4.80
29	H9850-0128	---	E-Z Load Stackers (pair)	---	3	42.00
30	H9850-0130	---	Hydraulic Cutter Mounting Kit for Pail Stackers	---	1	1.25
31	H9850-0915	---	48" Retail Display Sign w/Mounting Hardware	---	1	1.50
---	H9850-9999	---	Laminated Chain Chart & Bin Tags	---	1	0.50
---	H9800-0450	---	Complete Rack & Assortment Listed Above	---	---	837.56



Rack measures:
48" Wide,
60" High,
16" Deep.

H9800-0460 - Heavy Duty Chain & Fittings Assortment

Pail stackers & welded chain assortment with 6 pails of welded chain. Also includes 19 different chain accessories and bins. (Gondola not included)

Item	Stock #	Trade Size	Description	Finish	Assorted Qty.	Assorted Wt./Lbs.
1	H0310-0420	1/4" x 150'	1/4" G70 Transport Chain	YZ	1	109.95
2	H0310-0520	5/16" x 100'	5/16" G70 Transport Chain	YZ	1	118.00
3	H0310-0620	3/8" x 75'	3/8" G70 Transport Chain	YZ	1	114.98
4	H0210-0405	1/4" x 150'	1/4" G43 High Test Chain	SC	1	106.05
5	H0210-0505	5/16" x 100'	5/16" G43 High Test Chain	SC	1	114.00
6	H0210-0605	3/8" x 75'	3/8" G43 High Test Chain	SC	1	107.03
7	8015266	1/4"	G70 Clevis Slip Hooks w/Latch	YC	10	5.40
8	8015366	5/16"	G70 Clevis Slip Hooks w/Latch	YC	10	8.66
9	8015466	3/8"	G70 Clevis Slip Hooks w/Latch	YC	10	13.00
10	8022230	1/4"	G70 Clevis Grab Hooks	YC	10	4.00
11	8022330	5/16"	G70 Clevis Grab Hooks	YC	10	7.36
12	8022430	3/8"	G70 Clevis Grab Hooks	YC	10	11.65
13	8016266	1/4"	G43 Clevis Slip Hooks w/Latch	ZP	10	6.40
14	8016366	5/16"	G43 Clevis Slip Hooks w/Latch	ZP	10	9.95
15	8016466	3/8"	G43 Clevis Slip Hooks w/Latch	ZP	10	14.10
16	8023230	1/4"	G43 Clevis Grab Hooks	ZP	10	4.60
17	8023330	5/16"	G43 Clevis Grab Hooks	ZP	10	7.85
18	8023430	3/8"	G43 Clevis Grab Hooks	ZP	10	11.80
19	8057230	1/4" - 5/16"	1/4" - 5/16" G70 Double Clevis	YC	10	3.50
20	8057430	3/8"	3/8" G70 Double Clevis	YC	10	5.95
21	8027235	1/4" - 5/16"	1/4" - 5/16" G43 Double Clevis	ZP	10	3.00
22	8027435	3/8"	3/8" G43 Double Clevis	ZP	10	4.00
23	8058303	5/16"	5/16" Alloy Screw Pin Anchor Shackle	HDG	5	0.95
24	8058403	3/8"	3/8" Alloy Screw Pin Anchor Shackle	HDG	5	1.55
25	8058503	1/2"	1/2" Alloy Screw Pin Anchor Shackle	HDG	5	3.65
26	4000288	--	Hydraulic Cutter 3/8" G70	--	1	46.00
27	H9850-0130	--	Hyd Cutter Mounting Kit for Stackers	--	1	1.25
28	H9850-0128	--	E-Z Load Pail Stackers (Pair)	--	3	5.39
29	H9830-0224	--	Red Plastic Bin; Long-Small	--	11	5.88
30	H9830-0230	--	Red Plastic Bin; Large	--	8	4.80
31	H9850-0915	--	48" "CHAIN CENTER" Sign	--	1	1.50
32	H9850-9999	--	Laminated Chain Chart & Bin Tags	--	1	0.50
33	H9800-0460		Complete rack & assortment listed above	--	--	898.82



Rack measures:
48" Wide,
60" High,
16" Deep.



DO NOT EXCEED CAPACITY!
See the CAUTIONS & WARNINGS section before using these products. Pages 134-145.

Solid Braided Nylon Rope - Reels

Stock #	Diameter (Inches)	Ft. Per Package	Lbs. Per Package	Working Load Limit	
				Lbs.	Kgs.
White					
2804893	1/4	800	11	160	72
2805332	5/16	600	15	280	127
2804894	3/8	330	11	330	149
2804895	1/2	165	11	400	181
2804892	3/16	1000	9	82	37



Manila Rope - Reels

Stock #	Diameter (Inches)	Ft. Per Package	Lbs. Per Package	Working Load Limit	
				Lbs.	Kgs.
Natural					
2880025	3/8	600	25	122	55
2880030	1/2	600	56	240	109
2880035	5/8	600	80	400	181

Poly Truck Rope - Reels

Stock #	Diameter (Inches)	Ft. Per Package	Lbs. Per Package	Working Load Limit	
				Lbs.	Kgs.
Natural					
2871290	3/8	600	20	270	122
2871295	1/2	300	15	420	190



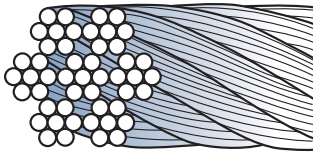
Twisted Nylon Rope - Reels

Stock #	Diameter (Inches)	Ft. Per Package	Lbs. Per Package	Working Load Limit	
				Lbs.	Kgs.
White					
2804896	1/4	600	9	165	75
2804897	3/8	300	9	370	168
2805378	5/8	120	12	1,000	454

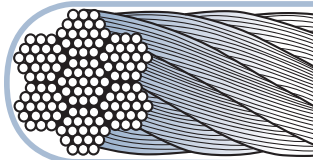
Twisted Poly Rope - Reels

Stock #	Diameter (Inches)	Ft. Per Package	Lbs. Per Package	Working Load Limit	
				Lbs.	Kgs.
Yellow					
2804902	1/4	600	8	125	57
2804903	3/8	300	10	270	122
2804904	1/2	150	7	420	191

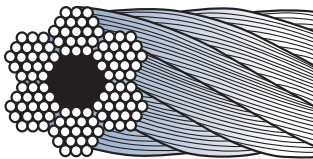




7 x 7 Construction



7 x 19 Construction
(Available with vinyl coating)



6 x 19 Construction
(Fiber Core)

Three Common wire ropes for consumer applications.

7 x 7 construction with seven strands of seven wires, uses heavier gauge wire which offers better abrasion resistance than 7 x 19, but it is not as strong and less flexible.

7 x 19 construction is the most practical. With its seven strands of nineteen wires each, it is stronger than the other two types, has excellent flexibility and good abrasion resistance.

6 x 19 fiber core wire rope is the most economical where large diameters are required and it offers very good abrasion resistance. It is less flexible and not as strong as the other types. Often used for longer, straight runs.

Galvanized Wire Rope - Small Reels



Stock #	Diameter (Inches)	Construction	Ft. Per Pkg.	Lbs. Per Pkg.	Working Load Limit	
					Lbs.	Kgs.
4501090	1/16	7 x 7	500	5	96	43
4500905	3/32	7 x 7	250	5	184	83
4500990	3/32	7 x 7	500	10	184	83
4501104	1/8	7 x 7	250	8	340	154
4501190	1/8	7 x 7	500	15	340	154
4442565	1/8	7 x 7	30	1	340	154
4501185*	1/8	7 x 7	250	2	352	160
4503285*	3/16	7 x 7	250	15	840	381
4503215	3/16	7 x 7	500	30	740	335
4503308	1/4	7 x 7	250	28	1,220	553
4501110	1/8	7 x 19	250	8	400	181
4501115	1/8	7 x 19	500	15	400	181
4520111	3/16	7 x 19	50	3.5	840	381
4503290	3/16	7 x 19	250	18	840	381
4503210	3/16	7 x 19	500	35	840	381
4520211	1/4	7 x 19	50	5.5	1,400	635
4503317	1/4	7 x 19	250	28	1,400	635
4503320	1/4	7 x 19	500	55	1,400	635
4520411	5/16	7 x 19	50	8.5	1,960	889
4503405	5/16	7 x 19	500	85	2,000	907
4503501	3/8	7 x 19	250	60	2,880	1,306
4503505	3/8	7 x 19	500	120	2,880	1,306

*Stainless Steel

Galvanized Wire Rope - Large Spools

Stock #	Diameter (Inches)	Construction	Ft. Per Pkg.	Lbs. Per Pkg.	Working Load Limit	
					Lbs.	Kgs.
H4008-0011	1/16	7 x 7	1,000	16	96	43
H4008-0111	3/32	7 x 7	1,000	19	184	83
H4008-0211	1/8	7 x 7	1,000	29	340	154
H3808-0211	1/8	7 x 19	1,000	32	400	181
H3808-0311	3/16	7 x 19	1,000	70	840	381
H3808-0411	1/4	7 x 19	1,000	119	1,400	635
H3808-0511	5/16	7 x 19	1,000	184	2,000	907
H3808-0611	3/8	7 x 19	1,000	243	2,880	1,306



DO NOT EXCEED CAPACITY!
See the CAUTIONS & WARNINGS section before using these products. Pages 134-145.



IWRC* & Fiber Core Wire Rope - Small Reels

Stock #	Diameter (Inches)	Construction	Core Type	Ft. Per Package	Lbs. Per Package	Working Load Limit	
						Lbs.	Kgs.
4500105	5/16	6 x 19	Fiber	500	80	1,704	773
4500205	3/8	6 x 19	Fiber	500	120	2,400	1,089
4500305	1/2	6 x 19	Fiber	250	105	4,280	1,941
4500350	1/2	6 x 19	IWRC*	250	115	4,600	2,087

*Independent Wire Rope Core



4501008



Vinyl Coated Wire Rope - Small Reels

Stock #	Diameter (Inches)	Diameter w/Coating (Inches)	Construction	Ft. Per Pkg.	Lbs. Per Pkg.	Working Load Limit	
						Lbs.	Kgs.
4501008*	1/16	1/8	1 x 7	250	5	96	43
4501091	1/16	1/8	7 x 7	500	7	96	43
4501290	3/32	3/16	7 x 7	250	8	184	83
4442665	3/32	3/16	7 x 7	30	1	184	83
4500805	1/8	3/16	7 x 7	250	10	340	154
4501390	3/16	1/4	7 x 19	100	9	840	381
4501308	3/16	1/4	7 x 19	250	21	840	381
4500705	1/4	5/16	7 x 19	200	25	1,400	635

* Green



Turnbuckles

Stock #	UPC Tagged	Trade Size (Inches)	Take-Up (Inches)	Type	Qty. Per Pkg.	Lbs. Per Pkg.	Working Load Limit	
							Lbs.	Kgs.
4530220		3/8	6	Hook & Eye	10	10	1,000	454
4530345		1/2	9	Hook & Eye	10	21	1,500	680
4530010		1/4	4	Eye & Eye	10	4	400	181
4530210		3/8	6	Eye & Eye	10	8	1,200	544
4530335		1/2	9	Eye & Eye	10	21	2,200	998
4530360		1/2	12	Eye & Eye	10	25	2,200	998



Malleable Wire Rope Clips - Commercial Grade

Stock #	Trade Size (Inches)	Min. No. Clips Req.	Wire Rope Turn Back (Inches)	Tightening Torque (Ft./Lbs.)	Qty. Per Pkg.	Lbs. Per Pkg.
4503040	1/16	3	4.00	2	50	0.95
4503140	1/8	3	4.75	3	50	1.90
4503340	3/16	3	5.50	4.5	50	3.25
4503440	1/4	3	7.00	15	10	1.23
4503540	5/16	3	7.75	15	10	1.35
4503640	3/8	3	9.50	30	10	2.30
4503840	1/2	4	15.25	45	10	3.48
4503940	5/8	4	16.00	75	10	5.19
4504040	3/4	5	22.25	75	10	8.57

Forged Wire Rope Clips

FED SPEC # FF-C-450D T1, C1 (Type1, Class 1)

Stock #	Trade Size (Inches)	Min. No. Clips Req.	Wire Rope Turn Back (Inches)	Tightening Torque (Ft./Lbs.)	Qty. Per Pkg.	Lbs. Per Pkg.
H4345-0215	1/8	2	3.25	4.5	100	6
H4345-0315	3/16	2	3.75	7.5	100	10
H4345-0415	1/4	2	4.75	15	100	20
H4345-0515	5/16	2	5.25	30	100	30
H4345-0615	3/8	2	6.50	45	100	47
H4345-0715	7/16	3	7.00	65	50	38
H4345-0815	1/2	3	11.50	65	50	40
H4345-0915	5/8	3	12.00	95	50	53
H4345-1015	3/4	4	18.00	130	25	38
H4345-1115	7/8	4	19.00	225	25	53
H4345-1215	1	5	26.00	225	10	26
H4345-1315	1-1/8	6	34.00	225	10	29

UPC on PKG



DO NOT EXCEED CAPACITY!
See the CAUTIONS & WARNINGS section before using these products. Pages 134-145.

MISCELLANEOUS HARDWARE

Aluminum Oval Sleeves & Stops

Stock #		For Cable Size (Inches)	Qty. Per Pkg.		Lbs. Per Pkg.	
Sleeves	Stops		Sleeves	Stops	Sleeves	Stops
H3629-0014	H3728-0014	1/16	50	25	0.05	0.03
H3629-0114	H3728-0114	3/32	50	25	0.10	0.05
H3629-0214	H3728-0214	1/8	50	25	0.30	0.08
H3629-0314	H3728-0314	3/16	50	25	0.75	0.25
H3629-0414	H3728-0414	1/4	25	25	0.63	0.53
H3629-0514	H3728-0514	5/16	25	25	0.63	0.53
H3629-0614	H3728-0614	3/8	25	25	0.63	0.53

UPC on PKG



Aluminum Oval Sleeves & Stops Kit

Stock #	For Cable Size (Inches)	Quantity Ten Cards Per Pack	Lbs. Per Each
4424038	1/16	2 Sleeves & 2 Stops Per Card	0.02
4424138	3/32	2 Sleeves & 2 Stops Per Card	0.03
4413338	1/8	2 Sleeves & 2 Stops Per Card	0.03
4413238	3/16	2 Sleeves & 2 Stops Per Card	0.06
4413138	1/4	2 Sleeves & 2 Stops Per Card	0.11

Thimble & Clip Sets

Stock #		For Cable Size (Inches)	Quantity Five Cards Per Pack	Lbs. Per Each
Zinc	Stainless Steel			
4418638	4418685	1/8	3 Clips & 1 Thimble Per Card	0.14
4418738	4418785	3/16	3 Clips & 1 Thimble Per Card	0.25
4421638	--	1/4	3 Clips & 1 Thimble Per Card	0.46



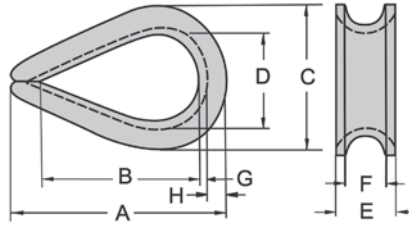
Wire Rope Thimbles

Stock #	Trade Size (Inches)	Quantity Per Package	Lbs. Per Package
UPC Tagged			
Zinc			
4514040	1/8	10	2.88
4514140	3/16	10	2.96
4514240	1/4	10	3.20
4514340	5/16	10	2.76
4514440	3/8	10	2.76
4514540	1/2	10	2.52



Wire Rope Thimbles Heavy Duty Type III

FED SPEC # FF-T-276B, TYPE III



Stock #	Trade Size (Inches)	Dimensions (Inches)								Qty. Per Pkg.	Lbs. Per Pkg.
		A	B	C	D	E	F	G	H		
H4230-0415	1/4	2.19	1.63	1.50	0.88	0.41	0.28	0.06	0.23	100	7
H4230-0515	5/16	2.50	1.88	1.81	1.06	0.50	0.34	0.08	0.28	100	13
H4230-0615	3/8	2.88	2.13	2.13	1.13	0.63	0.41	0.11	0.34	100	26
H4230-0715	7/16	3.25	2.38	2.38	1.25	0.72	0.47	0.13	0.38	50	18
H4230-0815	1/2	3.63	2.75	2.75	1.50	0.81	0.53	0.14	0.41	50	30
H4230-0915	5/8	4.25	3.25	3.13	1.75	0.97	0.66	0.16	0.50	50	37
H4230-1015	3/4	5.00	3.75	3.81	2.00	1.22	0.78	0.22	0.66	25	41
H4230-1115	7/8	5.50	4.25	4.25	2.25	1.38	0.94	0.22	0.75	25	45
H4230-1215	1	6.13	4.50	4.94	2.50	1.56	1.06	0.25	0.88	10	31

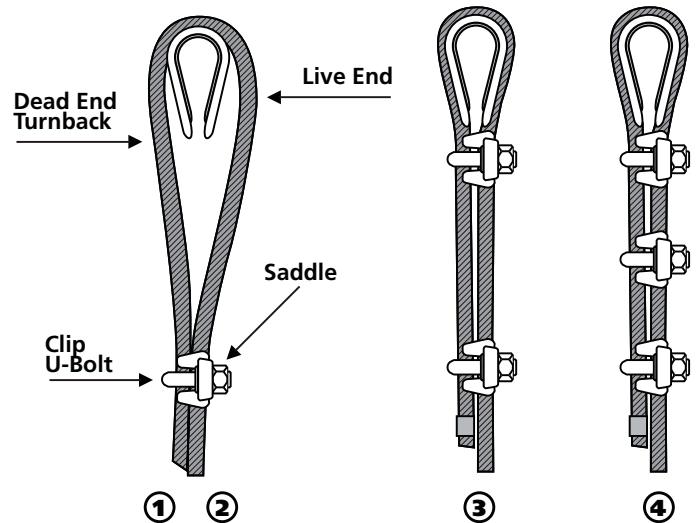
Wire Rope Turnback Procedure

1 Double the wire rope around a wire rope thimble of the appropriate size, making sure that the "dead end turn back" is at least as long as stated in the Malleable Wire Rope Clips or Forged Wire Rope Clips product charts.

2 Place the first clip at least as far from the dead end of the cable as the width of the clip base, with the U-bolt part of the clip securing the dead end of the wire rope. Nuts should be tightened equally to the torque values listed in the Malleable Wire Rope Clips or Forged Wire Rope Clips product charts.

3 The second clip should be placed as close to the thimble as possible. If additional clips are required (see clips specs listed in charts referenced above for recommendations) space them evenly between the first two.

4 Tighten all clips to the recommended torque value, making sure that there is no slack in the wire rope between the clips.



WARNING: When a load is first applied to this assembly, the nuts must be re-tightened to the torque values shown. To maintain the assembly in safe working order nuts should be checked regularly and re-tightened as needed.

WARNING: Do not exceed working load limit. Make all wire rope clip terminations/splices as illustrated. Do not use on coated cable without stripping away coating in the area to be terminated before installing clips. Tighten nuts to recommended torque and recheck frequently.

Malleable grade clips are not designed for overhead lifting. Thimbles are designed as a wear reduction pad for cable and wire rope, and are not intended to support loads. Thimbles should be used whenever an eye is formed in a cable or wire rope. Always match the correct size thimble to the cable. Never use a smaller thimble, as it will pinch and cut wire strands in the cable, reducing the load capacity of the assembly.



DO NOT EXCEED CAPACITY!
See the CAUTIONS & WARNINGS section before using these products. Pages 134-145.

Wire & Cable Swaging Tools

Stock #	Overall Length (Inches)	Capacity (Inches)	Quantity Per Package	Lbs. Per Package
UPC Tagged				
4529710	14	1/16" - 1/8" Cable	1	2
4529910	24	1/16" - 3/16" Cable	1	6

Wire & Cable Cutters

Stock #	Overall Length (Inches)	Capacity (Inches)	Quantity Per Package	Lbs. Per Package
UPC Tagged				
4528910	36	5/8" Dia.	1	13
4528710	14	1/4" Dia.	1	3
*4528610	6	3/16" Dia.	1	1
4528510	6	3/16" Dia.	1	1

*Heavy Duty

Chain & Bolt Cutters

Stock #	Overall Length (Inches)	Capacity (Inches)	Quantity Per Package	Lbs. Per Package
UPC Tagged				
4101410	14	3/16" Proof Coil	1	3
4101810	18	1/4" Proof Coil	1	4
4102410	24	5/16" Proof Coil	1	5
4103010	30	5/16" Proof Coil	1	7

Hydraulic Cutters

- For Display Racks

Stock #	Description	Capacity (Inches)	Quantity Per Package	Lbs. Per Package
UPC Tagged				
4000244	Hydraulic	3/8" High Test	1	30
4000288	Hydraulic	3/8" Transport	1	30

Mechanics Sledge Hammer

Stock #	Head Size Lbs.	Length (Inches)	Quantity Per Package	Lbs. Per Package
UPC Tagged				
4200210	2	15	6	16
4200310	3	15	6	21
4200410	4	15	6	28
4200610	6	16	6	41





Anti-Theft Padlocks Brass Combination Locks

These locks feature a brass plated zinc die cast body for resistance to rust. The shackle is tempered alloy steel. They have a re-settable combination so each lock can be customized with the users personal key code or all set to the same combination. The long shackle model works very well with QuikBinder™ Plus to keep the binder, chain & load locked and secure. H4927-2730 is retail packaged in a tamper-proof clamshell.

STOCK #: H4927-2730
Trade size: 2" Case (50mm)
Shackle length: 1"
Finish: Brass
Weight: 0.60 Lbs./Ea.
Factory package: 12/Ctn.
Order unit: Each



STOCK #: H4927-3030
Trade size: 2" Case (50mm)
Shackle length: 2-1/4"
Finish: Brass
Weight: 0.75 Lbs./Ea.
Factory package: 12/Ctn.
Order unit: Each



Weatherproof Locks

These locks are designed with the elements in mind. This specialty lock is completely sealed from the weather. It is constructed of laminated steel with a double locking device for extra protection. The internal lock cylinder is solid brass, has pin tumblers and stainless steel springs. Two solid brass, nickel plated keys accompany each lock.

STOCK #: H4924-1261
Trade Size: 1-1/2" Case (40mm)
Shackle Length: 1-1/4"
Weight: 0.61 Lbs./Ea.
Factory Package: 12/Ctn
Order Unit: Each



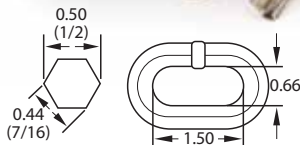
STOCK #: H4925-2461
Trade Size: 1-1/2" Case (40mm)
Shackle Length: 2-1/2"
Weight: 0.69 Lbs./Ea.
Factory Package: 12/Ctn
Order Unit: Each



"Hex" Anti-Theft Chain Lock

Padlock body is made from Stainless A304 material with a stainless steel shackle. The lock body extends up to protect the shackle from allowing bolt cutters to access it. Lock comes with 4 double notch cut reversible keys that can not be removed unless the lock is closed and secure. This lock is a great partner with Hex Chain for maximum security.

STOCK #: H4920-1200
Shackle Length: 1"
Finish: Stainless
Weight: 1.60 Lbs./Ea.
Factory Package: 1/Ctn.
Order Unit: Each



"Hex" Anti-Theft Chain

Hex chain is a high alloy chain drawn in a six sided (hexagonal) shape and heat treated to be extremely hard. The hex shape does not allow a bolt cutter to get the proper bite to permit them to cut the chain. It is ideal for securing equipment or portable tools at a job site or for general purpose security use. Sold in full drums or custom cut at the factory to the users required length.

STOCK #: H2914-0812
Trade Size: 7/16" x 200'
Finish: Blue
Weight: 370 Lbs./Per Half Drum
Factory Package: Half Drum
Order Unit: Ft.

STOCK #: 8612621
Trade Size: 7/16"
Finish: Blue
Factory Package: Custom Cut
Order Unit: Ft.



WARNING DO NOT EXCEED CAPACITY!
See the CAUTIONS & WARNINGS section before using these products. Pages 134-145.

MARINE

ACCO® G70 ISO Chain.....	119
ACCO® Metric Windlass Chain.....	120
ACCO® G43 ISO Chain.....	121
ACCO® G30 ISO Chain.....	122
ACCO® BBB Chain.....	123
Boatman's Pride™ G43 ISO Chain.....	124
Boatman's Pride™ G30 ISO Chain.....	125
Anchor Leader Chain.....	126
Marine Chain Accessories.....	127-129
ACCO® Mooring Chain.....	130
Deck Lashing Chain.....	130
ACCO® Tuna Chain.....	131
ACCO® Trawlex Chain.....	132
ACCO® Trawl Door Chain.....	132
ACCO® Scallop Chain & Accessories.....	133
ACCO® Tickler Chain.....	133





ACCO® G70 ISO Chain

NOT FOR OVERHEAD LIFTING



Full Drum

Stock #	Trade Size (In.)	Wire Dia. (In.)	Inside Dimensions (Inches)		Qty. Per Drum	Net Wt. (Lbs.)	Working Load Limit	
			Length (Nominal)	Width (Minimum)			Lbs.	Kgs.
520140402	1/4	0.279	0.870	0.441	800	616	2,835	1,285
520140502	5/16	0.332	1.111	0.505	550	554	4,230	1,910
520140602	3/8	0.404	1.226	0.576	400	623	5,940	2,690

Half Drum

Stock #	Trade Size (In.)	Wire Dia. (In.)	Inside Dimensions (Inches)		Qty. Per Drum	Net Wt. (Lbs.)	Working Load Limit	
			Length (Nominal)	Width (Minimum)			Lbs.	Kgs.
520140401	1/4	0.279	0.870	0.441	400	308	2,835	1,285
520140501	5/16	0.332	1.111	0.505	275	277	4,230	1,910
520140601	3/8	0.404	1.226	0.576	200	312	5,940	2,690

5 Gallon Pail

Stock #	Trade Size (In.)	Wire Dia. (In.)	Inside Dimensions (Inches)		Qty. Per Pail	Net Wt. (Lbs.)	Working Load Limit	
			Length (Nominal)	Width (Minimum)			Lbs.	Kgs.
521340401	1/4	0.279	0.870	0.441	150	116	2,835	1,285



DO NOT EXCEED CAPACITY!
See the CAUTIONS & WARNINGS section before using these products. Pages 134-145.

ACCO® Metric Windlass Chain

NOT FOR OVERHEAD LIFTING



Hallmark: A7

Grade 70 "A7"

Stock #			Dia. (mm)	Inside-Length (mm)	Outside Width (mm)	Kgs/Mtr.	WLL kg.	Proof Load Kn	Ultimate Strength Kn	Mtrs. Per Half Drum	Mtrs. Per Drum	Mtrs. Per 55 Gal. Drum
Half Drum	Full Drum	55 Gal. Drum										
8612117	8612129	8612133	8	24	26	1.4	1,400	35	68	100	200	400
8612118	8612130	8612134	10	30	35	2.2	2,200	55	108	65	130	200
8612119	8612131	8612135	10	28	34	2.3	2,200	55	108	60	120	250



Hallmark: A4

Grade 40 "A4" DIN 766 Dimensions

Stock #			Dia. (mm)	Inside-Length (mm)	Outside Width (mm)	Kgs/Mtr.	WLL kg.	Proof Load Kn	Ultimate Strength Kn	Mtrs. Per Half Drum	Mtrs. Per Drum	Mtrs. Per 55 Gal. Drum
Half Drum	Full Drum	55 Gal. Drum										
8612108	8612120	8612055	6	18.5	20	0.8	560	14.2	22.6	175	350	500
8612109	8612121	8612056	7	22	23	1.0	750	19.3	30.8	140	280	500
8612110	8612122	8612057	8	24	26	1.4	1,000	25.2	40.2	100	200	400
8612111	8612123	8612058	10	28	34	2.3	1,600	39.8	63	60	120	250
8612112	8612124	8612059	11	31	36	2.7	1,935	47.5	76	50	100	150
8612113	8612125	8612060	13	36	44	3.9	2,650	53.1	106	35	70	150

*Note: The chain is made to DIN 766 dimensions but the loads are approximately 25-30% higher. DIN 766 is a G30 chain - ACCO A4 is Grade 40.



Hallmark: A40

Grade 40 "A40" EN 818-3 Dimensions

Stock #			Dia. (mm)	Inside-Length (mm)	Outside Width (mm)	Kgs/Mtr.	WLL kg.	Proof Load Kn	Ultimate Strength Kn	Mtrs. Per Half Drum	Mtrs. Per Drum	Mtrs. Per 55 Gal. Drum
Half Drum	Full Drum	55 Gal. Drum										
8612114	8612126	8612061	10	30	35	2.35	1,600	39.8	63	60	120	200
8612115	8612127	8612062	12	36	40	3.3	2,300	56	90.5	40	80	150
8612116	8612128	8612063	14	42	46	4.4	3,140	77	123.2	30	60	100



ACCO® G43 Domestic High Test ISO Chain



A high tensile strength carbon steel anchor (windlass) chain with an ISO short link. The short link makes it more flexible and ideally suited as a windlass chain. Check fit or contact windlass manufacturer before purchase. This extra thick hot dip galvanized finish is recommended for all marine applications.

NOT FOR OVERHEAD LIFTING



Hallmark: G4

Full Drum

Stock #		Trade Size (In.)	Wire Dia. (In.)	Inside Dimensions (In.)		Qty. Per Drum	Net Wt. (Lbs.)	WLL	
Self-Colored	HDG			Length (Nom.)	Width (Min.)			Lbs.	Kgs.
500110402	500140402	1/4	0.274	0.845	0.410	800	586	2,600	1,180
500110502	500140502	5/16	0.329	1.030	0.500	550	570	3,900	1,770
500110632	500140632	3/8	0.394	1.220	0.600	400	595	5,400	2,450
500110702	500140702	7/16	0.467	1.400	0.660	300	645	7,200	3,266
500110802	500140802	1/2	0.510	1.590	0.770	200	507	9,200	4,174
500110902	500140902	5/8	0.625	1.790	0.910	150	582	13,000	5,897



Half Drum



Stock #		Trade Size (In.)	Wire Dia. (In.)	Inside Dimensions (In.)		Qty. Per Drum	Net Wt. (Lbs.)	WLL	
Self-Colored	HDG			Length (Nom.)	Width (Min.)			Lbs.	Kgs.
500110401	500140401	1/4	0.274	0.845	0.410	400	293	2,600	1,180
500110501	500140501	5/16	0.329	1.030	0.500	275	285	3,900	1,770
500110631	500140631	3/8	0.394	1.220	0.600	200	297	5,400	2,450
500110701	500140701	7/16	0.467	1.400	0.660	150	322	7,200	3,266
500110801	500140801	1/2	0.510	1.590	0.770	100	253	9,200	4,174

5 Gallon Square Pail

Stock #		Trade Size (In.)	Wire Dia. (In.)	Inside Dimensions (In.)		Qty. Per Pail	Net Wt. (Lbs.)	WLL	
Self-Colored	HDG			Length (Nom.)	Width (Min.)			Lbs.	Kgs.
---	501340401	1/4	0.274	0.845	0.410	134	98	2,600	1,180
501310501	501340501	5/16	0.329	1.030	0.500	90	93	3,900	1,770
---	501340601	3/8	0.394	1.220	0.600	64	95	5,400	2,450



Wood Crate



Stock #	Trade Size (In.)	Wire Dia. (In.)	Inside Dimensions (In.)		Qty. Per Crate	Net Wt. (Lbs.)	WLL	
			Length (Nom.)	Width (Min.)			Lbs.	Kgs.
500191733	1/4	0.274	0.845	0.410	3,600	2,628	2,600	1,180
500191734	5/16	0.329	1.030	0.500	2,800	2,903	3,900	1,770
500191735	3/8	0.394	1.220	0.600	1,800	2,672	5,400	2,450
500191736	1/2	0.510	1.590	0.770	1,000	2,533	9,200	4,174
8610327	5/8	0.625	1.790	0.910	600	2,328	13,000	5,897



DO NOT EXCEED CAPACITY!
See the CAUTIONS & WARNINGS section before using these products. Pages 134-145.

ACCO® G30 Domestic Proof Coil ISO Chain

NOT FOR OVERHEAD LIFTING



Full Drum

Stock #		Trade Size (In.)	Wire Dia. (In.)	Inside Dimensions (Inches)		Qty. Per Drum	Net Wt. (Lbs.)	Working Load Limit	
Self-Colored	HDG			Length (Nominal)	Width (Minimum)			Lbs.	Kgs.
400100432	400140432	1/4	0.279	1.000	0.507	800	599	1,300	590
400100502	400140502	5/16	0.342	1.100	0.507	550	614	1,900	862
400100602	400140602	3/8	0.404	1.230	0.620	400	644	2,650	1,202
400100802	400140802	1/2	0.512	1.500	0.820	200	525	4,500	2,042
400101032	400141032	5/8	0.628	1.900	1.020	150	557	6,900	3,131
400101232	400141232	3/4	0.779	2.200	1.100	100	595	10,600	4,810

Half Drum

Stock #		Trade Size (In.)	Wire Dia. (In.)	Inside Dimensions (Inches)		Qty. Per Drum	Net Wt. (Lbs.)	Working Load Limit	
HDG				Length (Nominal)	Width (Minimum)			Lbs.	Kgs.
400140431		1/4	0.279	1.000	0.507	400	299	1,300	590
400140501		5/16	0.342	1.100	0.507	275	308	1,900	862
400140601		3/8	0.404	1.230	0.620	200	322	2,650	1,202
400140801		1/2	0.512	1.500	0.820	100	262	4,500	2,042

5 Gallon Square Pail

Stock #		Trade Size (In.)	Wire Dia. (In.)	Inside Dimensions (Inches)		Qty. Per Pail	Net Wt. (Lbs.)	Working Load Limit	
Self-Colored	HDG			Length (Nominal)	Width (Minimum)			Lbs.	Kgs.
401100431	401140431	1/4	0.279	1.000	0.507	141	106	1,300	590
401100501	401140501	5/16	0.342	1.100	0.507	92	103	1,900	862
401100601	401140601	3/8	0.404	1.230	0.620	63	101	2,650	1,202
401100801	401140801	1/2	0.512	1.500	0.820	36	94	4,500	2,042



Hallmark: G30



ACCO® BBB Chain

A low carbon steel, general purpose chain, with a short compact link. The short link is ideally suited for anchor chain. Check fit for windlass manufacturer's specifications before purchase.

NOT FOR OVERHEAD LIFTING



Full Drum

Stock #	Trade Size (Inches)	Wire Dia. (Inches)	Inside Dimensions (Inches)		Qty. Per Drum	Net Wt. (Lbs.)	Working Load Limit	
			Length (Nominal)	Width (Minimum)			Lbs.	Kgs.
410140402	1/4	0.274	0.870	0.430	800	590	1,300	590
410140502	5/16	0.328	1.000	0.500	550	646	1,900	862
410140602	3/8	0.392	1.090	0.620	400	640	2,650	1,202
410140802	1/2	0.509	1.340	0.750	200	546	4,500	2,042

5 Gallon Square Pail

Stock #	Trade Size (Inches)	Wire Dia. (Inches)	Inside Dimensions (Inches)		Qty. Per Pail	Net Wt. (Lbs.)	Working Load Limit	
			Length (Nominal)	Width (Minimum)			Lbs.	Kgs.
411140402	1/4	0.274	0.870	0.430	141	104	1,300	590
411140502	5/16	0.328	1.000	0.500	92	108	1,900	862
411140602	3/8	0.392	1.090	0.620	63	100	2,650	1,202

Wood Crate

Stock #	Trade Size (Inches)	Wire Dia. (Inches)	Inside Dimensions (Inches)		Qty. Per Crate	Net Wt. (Lbs.)	Working Load Limit	
			Length (Nominal)	Width (Minimum)			Lbs.	Kgs.
400191733	1/4	0.274	0.870	0.430	3600	2,657	1,300	590
400191734	5/16	0.328	1.000	0.500	2800	3,286	1,900	862
400191735	3/8	0.392	1.090	0.620	1800	2,878	2,650	1,202
400191736	1/2	0.509	1.340	0.750	1000	2,732	4,500	2,042



Hallmark: 3B



DO NOT EXCEED CAPACITY!
See the CAUTIONS & WARNINGS section before using these products. Pages 134-145.

Hallmark: HG4

Boatman's Pride™ G43 High Test ISO Chain

NOT FOR OVERHEAD LIFTING

Full Drum

Stock #	Trade Size (Inches)	Wire Dia. (Inches)	Inside Dimensions (Inches)		Qty. Per Drum	Net Wt. (Lbs.)	Working Load Limit	
			Length (Nominal)	Width (Minimum)			Lbs.	Kgs.
700140402	1/4	0.274	0.845	0.400	800	598	2,600	1,180
700140502	5/16	0.330	1.030	0.490	550	584	3,900	1,770
700140632	3/8	0.399	1.220	0.580	400	594	5,400	2,450

Half Drum

Stock #	Trade Size (Inches)	Wire Dia. (Inches)	Inside Dimensions (Inches)		Qty. Per Drum	Net Wt. (Lbs.)	Working Load Limit	
			Length (Nominal)	Width (Minimum)			Lbs.	Kgs.
700140401	1/4	0.274	0.845	0.400	400	299	2,600	1,180
700140501	5/16	0.330	1.030	0.490	275	292	3,900	1,770
700140631	3/8	0.399	1.220	0.580	200	297	5,400	2,450

Pail

Stock #	Trade Size (Inches)	Wire Dia. (Inches)	Inside Dimensions (Inches)		Qty. Per Pail	Net Wt. (Lbs.)	Working Load Limit	
			Length (Nominal)	Width (Minimum)			Lbs.	Kgs.
700191732	1/4	0.274	0.845	0.400	100	75	2,600	1,180
701340801	5/16	0.330	1.030	0.490	125	133	3,900	1,770

Wood Crate

Stock #	Trade Size (Inches)	Wire Dia. (Inches)	Inside Dimensions (Inches)		Qty. Per Drum	Net Wt. (Lbs.)	Working Load Limit	
			Length (Nominal)	Width (Minimum)			Lbs.	Kgs.
700191733	1/4	0.274	0.845	0.400	3,600	2,693	2,600	1,180
700191734	5/16	0.330	1.030	0.490	2,800	2,971	3,900	1,770
8610833	3/8	0.399	1.220	0.580	1,800	2,673	5,400	2,450



BOATMAN'S PRIDE GRADE 30 ISO CHAIN



Hallmark: HG3

Boatman's Pride™ G30 Proof Coil ISO Chain

NOT FOR OVERHEAD LIFTING

Full Drum

Stock #	Trade Size (Inches)	Wire Dia. (Inches)	Inside Dimensions (Inches)		Qty. Per Drum	Net Wt. (Lbs.)	Working Load Limit	
			Length (Nominal)	Width (Minimum)			Lbs.	Kgs.
600140432	1/4	0.279	1.000	0.507	800	584	1,300	590
600140502	5/16	0.342	1.100	0.507	550	600	1,900	862
600140602	3/8	0.399	1.230	0.620	400	628	2,650	1,202

Half Drum

Stock #	Trade Size (Inches)	Wire Dia. (Inches)	Inside Dimensions (Inches)		Qty. Per Drum	Net Wt. (Lbs.)	Working Load Limit	
			Length (Nominal)	Width (Minimum)			Lbs.	Kgs.
600140431	1/4	0.279	1.000	0.507	400	292	1,300	590



DO NOT EXCEED CAPACITY!
See the CAUTIONS & WARNINGS section before using these products. Pages 134-145.

Boatman's Pride™ Anchor Leader Chains

Double Coated for Double Duty

- Protects Decks and Hulls
- Hot Dipped Galvanized Undercoat
- Heat Cured White Polymer Overcoat or Heavy Duty Vinyl Coating

Available in three chain sizes and 2 coatings. Pre-cut leaders have a large end link welded on one end for easy hook up to the anchor line. Heavy duty protection assures years of dependable service.

NOT FOR OVERHEAD LIFTING.

**Polymer
or Vinyl Coated**
(Vinyl coated shown)

**Heavy
Duty Hot
Galvanized
Plating**



5 Gallon Square Pail

Stock #	Trade Size (Inches)	Wire Dia. (Inches)	Inside Dimensions (Inches)		Qty. Per Pail	Net Wt. (Lbs.)	Working Load Limit	
			Length (Nominal)	Width (Minimum)			Lbs.	Kgs.
White Polymer Coated HDG Chain								
402080302	3/16	0.217	0.950	0.405	154	70	800	363
402080402	1/4	0.274	1.236	0.480	96	65	1,300	590
402080502	5/16	0.328	1.285	0.480	60	68	1,900	862

Pre-cut Anchor Leader Chains - Shelf Pack (4 boxes per pkg.)

Stock #	Trade Size	Wire Dia. (Inches)	Inside Dimensions (Inches)		Qty. Per Package	Lbs. Per Package	Working Load Limit	
			Length (Nominal)	Width (Minimum)			Lbs.	Kgs.
White Polymer Coated HDG Chain								
406980405	1/4" x 5'	0.274	1.236	0.480	4	15	1,300	590
406980506	5/16" x 6'	0.328	1.285	0.480	4	26	1,900	862

Pre-cut Anchor Leader Chains - Shelf Pack (5 bags per pkg.)

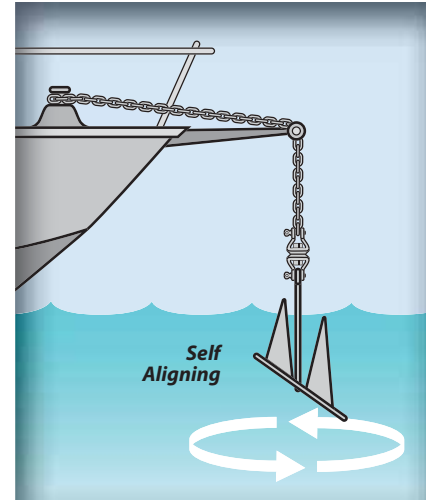
Stock #	HDG	Trade Size	Wire Dia. (Inches)	Inside Dimensions (Inches)		Qty. Per Pkg.	Coated HDG Lbs. Per Pkg.	HDG Lbs. Per Pkg.	Working Load Limit	
				Length (Nominal)	Width (Minimum)				Lbs.	Kgs.
White Vinyl Coated HDG Chain										
406980324	406940304	3/16" x 4'	0.217	0.950	0.405	5	12	9	800	363
406980425	406940405	1/4" x 5'	0.274	1.236	0.480	5	22	16	1,300	590
406980526	406940506	5/16" x 6'	0.328	1.285	0.480	5	36	24	1,900	862



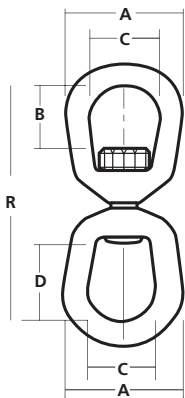
Anchor Rode Swivel

- Easy Swiveling Design
- Stainless Steel Pin Locks
- Grade 40 High Test Steel
- Hot Dip Galvanized

NOT FOR OVERHEAD LIFTING



Stock #	UPC	Trade Size (Inches)	Qty. Per Package	Lbs. Per Each	Working Load Limit	
					Lbs.	Kgs.
440640011		1/4-5/16	25	30	1,500	681



Forged Anchor Eye-Eye Swivels

Stock #	UPC	Trade Size (Inches)	Dimensions (Inches)					Qty. Per Pkg.	Lbs. Per Each	Working Load Limit	
			A	B	C	D	R			Lbs.	Kgs.
8170241		1/4	1.250	0.688	0.750	1.063	2.938	25	0.22	850	386
8170341		5/16	1.625	0.813	1.000	1.250	3.563	25	0.33	1,250	567
8170441		3/8	2.000	0.938	1.250	1.500	4.313	10	0.66	2,250	1,021
8170541		1/2	2.500	1.313	1.500	2.000	5.438	10	1.43	3,600	1,634
8170641		5/8	3.000	1.563	1.750	2.375	6.563	5	2.49	5,200	2,360
8170741		3/4	3.500	1.750	2.000	2.625	7.188	5	4.08	7,200	3,268
8170841		7/8	4.000	2.060	2.250	3.060	8.380	5	6.25	10,000	4,535
8170941		1	4.500	2.310	2.500	3.500	9.630	5	8.95	12,500	5,670



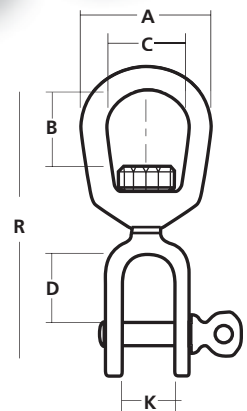
NOT FOR OVERHEAD LIFTING

NOT FOR OVERHEAD LIFTING



Forged Anchor Jaw-Eye Swivels

Stock #	UPC	Trade Size (Inches)	Dimensions (Inches)						Qty. Per Pkg.	Lbs. Per Each	Working Load Limit		
			A	B	C	K	D	Pin Dia.			R	Lbs.	Kgs.
8171241		1/4	1.250	0.688	0.750	0.469	0.875	0.250	2.625	25	0.21	850	386
8171341		5/16	1.625	0.813	1.000	0.500	0.875	0.313	2.938	25	0.32	1,250	567
8171441		3/8	2.000	0.938	1.250	0.625	1.063	0.375	3.625	10	0.61	2,250	1,021
8171541		1/2	2.500	1.313	1.500	0.750	1.313	0.500	4.500	10	1.24	3,600	1,634
8171641		5/8	3.000	1.563	1.750	0.938	1.500	0.625	5.313	5	2.56	5,200	2,360
8171741		3/4	3.500	1.750	2.000	1.125	1.750	0.750	6.063	5	4.17	7,200	3,268
8171841		7/8	4.000	2.060	2.250	1.190	2.060	0.880	7.000	5	5.87	10,000	4,535
8171941		1	4.500	2.310	2.500	1.750	2.810	1.130	8.560	5	9.84	12,500	5,670



DO NOT EXCEED CAPACITY!
See the CAUTIONS & WARNINGS section before using these products. Pages 134-145.

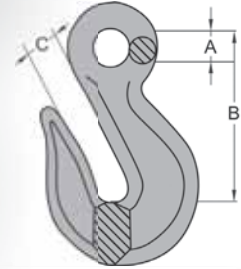
**NOT FOR
OVERHEAD
LIFTING**



Oval Connecting Links

Stock #	UPC	Trade Size (Inches)	Dimensions (Inches)		Qty. Per Pkg.	Lbs. Per Each	Working Load Limit	
			A	B			Lbs.	Kgs.
440840403		1/4	0.880	0.440	10	0.06	1,300	590
440840503		5/16	0.940	0.500	10	0.11	1,900	862
440840603		3/8	1.200	0.560	10	0.18	2,650	1,202
440840802		1/2	1.440	0.660	10	0.36	4,500	2,042
6800035		5/8	1.810	0.780	60	0.75	10,800	4,900

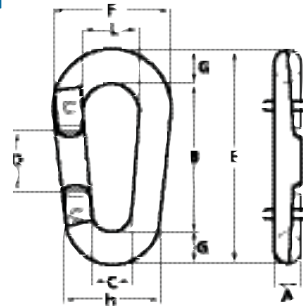
**NOT FOR
OVERHEAD
LIFTING**



G30 Eye Grab Hooks

Stock #	UPC	Trade Size (Inches)	Dimensions (Inches)			Qty. Per Pkg.	Lbs. Per Each	Working Load Limit	
			A	B	C			Lbs.	Kgs.
440242442		5/16	0.600	2.180	0.360	10	0.52	1,900	862
440242443		3/8	0.710	2.630	0.430	10	0.78	2,650	1,202
440242445		1/2	0.920	3.400	0.560	5	1.60	4,500	2,042

**NOT FOR
OVERHEAD
LIFTING**



Pear Shaped Connecting Links

Stock #	Trade Size (Inches)	Dimensions (Inches)									Qty. Per Pkg.	Lbs. Per Each	Working Load Limit	
		A	B	C	E	D	F	G	H	L			Lbs.	Kgs.
6800023	3/8	0.440	2.010	0.560	2.950	0.830	1.660	0.470	1.440	0.780	200	0.31	2,250	1,021
6800021	1/2	0.500	2.490	0.690	3.630	1.000	2.000	0.570	1.720	1.000	100	0.56	4,000	1,815



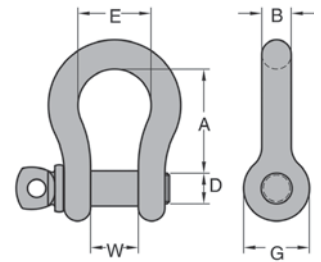
Peer-Lift® Screw Pin Anchor Shackles

Ideal for those applications where frequent pin removal is needed.

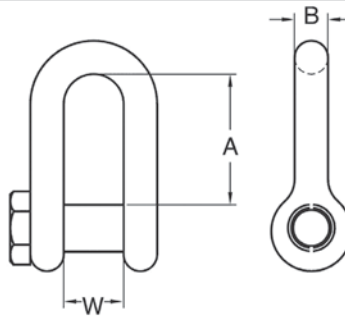
- Forged carbon body and alloy pin
- Meets or exceed FED SPEC RR-C-271 requirements
- Hot Dipped Galvanized to ASTM A153
- Proof load at 2.2 times Working Load Limit

Stock #	UPC	Trade Size (Inches)	Pin Dia. (D)	Dimensions (Inches)					Qty. Per Pkg.	Lbs. Per Each	Working Load Limit* (Ton)
				W	A	E (Min)	G (Max)	B (Min)			
8058105		3/16	1/4	0.375	0.875	0.562	0.625	0.180	25	0.06	1/3
8058205		1/4	5/16	0.469	1.125	0.750	0.875	0.240	25	0.11	1/2
8058305		5/16	3/8	0.531	1.250	0.812	1.000	0.300	25	0.19	3/4
8058405		3/8	7/16	0.656	1.438	0.938	1.125	0.360	25	0.31	1
8059205		7/16	1/2	0.750	1.688	1.062	1.250	0.420	25	0.49	1-1/2
8058505		1/2	5/8	0.812	1.875	1.188	1.375	0.480	25	0.73	2
8058605		5/8	3/4	1.062	2.375	1.500	1.875	0.590	25	1.37	3-1/4
8058705		3/4	7/8	1.250	2.812	1.750	2.125	0.710	25	2.36	4-3/4
8058805		7/8	1	1.438	3.312	2.000	2.375	0.830	10	3.62	6-1/2
8058905		1	1-1/8	1.688	3.750	2.312	2.625	0.950	10	5.07	8-1/2
8058005		1-1/8	1-1/4	1.812	4.250	2.625	2.875	1.070	5	7.41	9-1/2
8059005		1-1/4	1-3/8	2.031	4.688	2.875	3.250	1.190	5	9.51	12
8059305		1-3/8	1-1/2	2.250	5.250	3.250	3.500	1.310	5	13.25	13-1/2
8059105		1-1/2	1-5/8	2.375	5.750	3.375	3.750	1.420	1	17.70	17
8059405		1-3/4	2	2.875	7.000	4.500	4.500	1.660	1	30.40	25
8059505		2	2-1/4	3.250	7.750	5.250	5.250	1.900	1	45.04	35

*Ultimate load is 6 times the Working Load Limit. Reduce Working Load Limit for side loading applications, see page 139.



**NOT FOR
OVERHEAD
LIFTING**



Forged Trawling Shackles

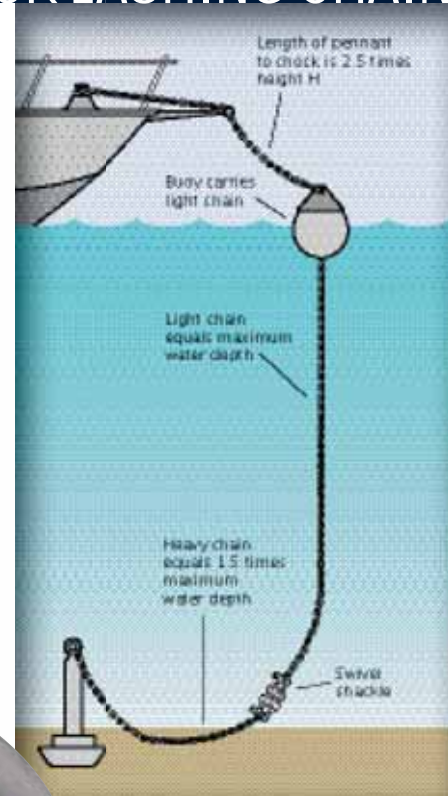
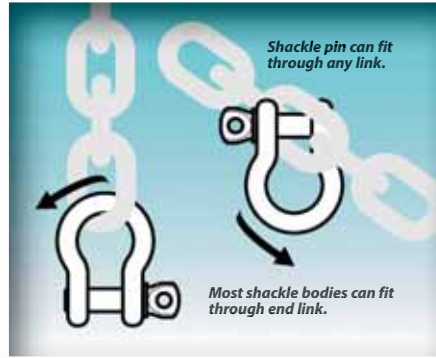
Stock #	Black Powder Coat	Trade Size (Inches)	Pin Dia. (D)	Dimensions (Inches)			Qty. Per Pkg.	Lbs. Per Each	Working Load Limit (Ton)
				W	A	B			
H9626-0824		1/2	5/8	0.830	1.690	0.473	10	0.60	5/8
H9626-0924		5/8	3/4	1.100	1.970	0.590	10	1.25	1
H9626-1024		3/4	7/8	1.340	2.360	0.740	10	2.20	1-3/8
H9626-1124		7/8	1	1.420	2.880	0.820	5	3.00	1-7/8
H9626-1224		1	1-1/8	1.690	3.030	0.940	5	4.50	2-1/2



DO NOT EXCEED CAPACITY!
See the CAUTIONS & WARNINGS section before using these products. Pages 134-145.

Use a Shackle for Maximum Flexibility

Use a shackle to add on to an existing span of chain or connect it in the middle of a span for maximum versatility.



Embossed: MC every 8-10 links
USA: every link

ACCO[®] Mooring Chain

The Best Chain for a Tough Job

Compare ACCO's mooring chain to proof coil chain and it's easy to see that ACCO mooring chain is stronger.

Plus the hot dip galvanized coating has 30% more zinc per unit volume than mechanical coating.

The long link design permits the hook-up of shackles anywhere on the chain, not just on end links as with most chains.

NOT FOR OVERHEAD LIFTING



Full Drum

Stock #	Trade Size (Inches)	Wire Dia. (Inches)	Inside Link Dimensions (Inches)		Qty. Per Drum	Net Wt. (Lbs.)	Working Load Limit	
			Length (Nominal)	Width (Minimum)			Lbs.	Kgs.
500140650	3/8	0.404	1.630	0.650	200	287	4,050	1,837
500140850	1/2	0.528	2.070	0.870	200	503	6,900	3,130
500141052	5/8	0.630	2.530	0.920	150	500	9,750	4,422
500141050	5/8	0.630	2.530	0.920	200	665	9,750	4,422
500141150	3/4	0.781	2.990	1.040	100	532	15,150	6,871

Deck Lashing Chain



Stock #	Trade Size (In.)	Wire Dia. (In.)	Inside Link Dimensions (In.)		Qty. Per Pkg. (ft.)	Net Wt. (Lbs.)	Working Load Limit	
			Length (Nominal)	Width (Min.)			Lbs.	Kgs.
560141301	1/2	0.531	3.150	0.930	460	1,004	9,000	4,080
8612312	1/2	0.531	3.150	0.930	1,000	2,182	9,000	4,080



ACCO® Tuna Chain

The Best Chain for a Tough Job.

ACCO uses high quality steel, especially formulated and heat treated for tuna fishing. Every heat treated lot is sampled and destructively tested for material strength and link elongation. All Tuna Net Chain is then proof tested, 100%, every link.

ACCO Tuna Net Chain is then continuously Hot Dip Galvanized to provide the deep strong protective coating you have come to expect with over 30% more zinc per unit volume than mechanical coating. In the hot dip process the galvanized zinc coating is alloyed with the base steel creating a METALLURGICAL bond that is several orders of magnitude stronger than mechanical bonding. This zinc-steel bond is immune to further corrosion for the life of the zinc. If the chain's steel base is exposed by cuts or nicks, the base steel will not rust until the nearby zinc is consumed.



**NOT FOR
OVERHEAD
LIFTING**

Full Steel Drum

Stock #	Trade Size (Inches)	Wire Dia. (Inches)	Inside Link Dimensions (Inches)		Qty. Per Drum	Net Wt. (Lbs.)	Working Load Limit	
			Length (Nominal)	Width (Minimum)			Lbs.	Kgs.
520140692	3/8	0.394	1.330	0.570	400	580	6,600	2,994
520140792	7/16	0.467	1.370	0.750	300	670	8,750	3,969
520140892	1/2	0.519	1.720	0.750	200	485	11,300	5,125
520140992	9/16	0.551	1.700	0.850	200	601	12,150	5,510
520141092	5/8	0.630	1.930	0.865	150	566	15,800	7,167
520141292	3/4	0.750	2.420	1.140	200	575	24,700	11,202



DO NOT EXCEED CAPACITY!
See the CAUTIONS & WARNINGS section before using these products. Pages 134-145.

ACCO® Long-Link & Mid-Link Trawlex Chain

- Packing - steel drums
(Pallet boxes available on request)
- High strength special steels, hardened and tempered, resistance to shock loading and wear



NOT FOR OVERHEAD LIFTING

Long-Link Full Drum - Black

Stock #		Trade Size	Wire Dia.	Inside Link Dia.		Qty. Per Drum	Net Wt.	Working Load Limit	
Black	Code	(MM)	(Inches)	Length	Width			Lbs.	Ksg.
5590923	TLL-9-8	9	0.360	2.087	0.591	656	679	5,620	2,550
5591123	TLL-11-10	11	0.437	2.520	0.748	492	761	9,550	4,331
5591323	TLL-13-10	13	0.531	3.150	0.906	492	1,113	14,602	6,620
5591623	TLL-16-10	16	0.656	3.937	1.024	328	1,118	22,050	10,000
5591923	TLL-19-10	19	0.781	3.937	1.102	246	1,250	31,415	14,250
5592223	TLL-22-10	22	0.875	4.724	1.339	164	1,019	38,575	17,495

Mid-Link Full Drum - Black

Stock #	Trade Size (Inches)	Wire Dia. (Inches)	Inside Dimensions (Inches)		Qty. Per Drum	Net Wt. (Lbs.)	Working Load Limit	
			Length (Nom.)	Width (Min.)			Lbs.	Kgs.
550110601	3/8	0.404	1.630	0.650	200	286	7,100	3,221
550110802	1/2	0.528	2.035	0.870	200	494	12,000	5,443
550111002	5/8	0.630	2.530	0.920	200	666	18,100	8,210

Wood Crate - Black

Stock #	Trade Size (Inches)	Wire Dia. (Inches)	Inside Dimensions (Inches)		Qty. Per Crate	Net Wt. (Lbs.)	Working Load Limit	
			Length (Nom.)	Width (Min.)			Lbs.	Kgs.
550110603	3/8	0.404	1.630	0.650	2000	2,860	7,100	3,221
550110803	1/2	0.528	2.035	0.870	1000	2,470	12,000	5,443
550111003	5/8	0.630	2.530	0.920	1000	3,330	18,100	8,210

ACCO® Trawl Door Chain



Full Drum - (Steel) NOT FOR OVERHEAD LIFTING

Stock #	Trade Size (Inches)	Wire Dia. (Inches)	Inside Dimensions (Inches)		Qty. Per Drum	Net Wt. (Lbs.)	Working Load Limit	
			Length (Nom.)	Width (Min.)			Lbs.	Kgs.
500140612	3/8	0.392	1.297	0.580	400	582	5,400	2,449
500140611	3/8	0.392	1.297	0.580	200	291	5,400	2,449
500140812	1/2	0.512	1.595	0.620	200	498	9,200	4,173



SCALLOP & TICKLER CHAIN



ACCO® Scallop Sweep Chain

NOT FOR OVERHEAD LIFTING



Stock #		Trade Size (Inches)	Wire Dia. (In.)	Inside Dimensions (Inches)		Qty. Per Package	Net Wt. (Lbs.)	Working Load Limit	
Self-Colored	Black			Length (Nom.)	Width (Min.)			Lbs.	Kgs.
500151002	---	5/8	0.630	1.930	0.865	150 ft/drum	615	14,000	6,350
8611255	---	5/8	0.630	1.930	0.865	700 ft/pallet box	2,869	14,000	6,350
---	500152002	3/4	0.750	2.190	0.985	75 ft/drum	397	20,200	9,160
---	8612476	3/4	0.750	2.190	0.985	500 ft/pallet box	2,645	20,200	9,160

ACCO® Welded Scallop Rings

5 Gallon Square Pail



ACCO® Scallop Links - 5 Gallon Square Pail

Stock #	Trade Size (Inches)	Wire Dia. (Inches)	Qty. Per Pail	Lbs. Per Pail
8371241	3/8	0.375	350	50

Stock #	Trade Size (Inches)	Wire Dia. (Inches)	Qty. Per Pail	Lbs. Per Pail
8370841	7/16 x 4	0.438	82	50



ACCO® Super-Tuf Tickler Chain -

Full Drum - (Steel)

Stock #	Trade Size (Inches)	Wire Dia. (Inches)	Inside Dimensions (Inches)		Qty. Per Drum	Net Wt. (Lbs.)
			Length (Nom.)	Width (Min.)		
5641384	5/16	0.332	1.111	0.465	275	276
5641484	3/8	0.404	1.600	0.630	400	544
5641684	1/2	0.528	2.035	0.860	200	460
5641884	5/8	0.625	2.530	0.902	200	666



DO NOT EXCEED CAPACITY!
See the CAUTIONS & WARNINGS section before using these products. Pages 134-145.

General Safety Guidelines

As a manufacturer of chain, Peerless Industrial Group can only control the specifications of our chain products in accordance with industry and governmental standards for chain manufacturing. It would be impossible for any warning to contain all of the possible misapplications associated with the use of Peerless products. Our warnings are intended to identify only those risks which are most common. The responsibility and understanding of the proper safe use and application of the products in our catalog ultimately rest with the end user. We are not responsible for the end user's assembly which our products may be used. Failure of the product can occur due to misapplication, abuse, intentional alteration, improper maintenance, or failure to inspect. Product failure can result in property damage, personal injury or death.

Working Load Limit (WLL)

The "Working Load Limit" (rated capacity) is the maximum load, which at any time or under any condition should ever be applied to chain or sling components when the load is evenly applied in direct tension to an undamaged straight length of chain, strap or fittings.

The following factors or abuses will lessen the load that the chain assembly will withstand and should be avoided:

- Tip loading of hooks
- Twisting of the chain
- Disfigurement
- Deterioration of chain or component by wear, usage, corrosion or pitting.
- Shock loading or the sudden impact of a load.
- Use other than that for which the chain or components was intended.

CAUTION: Chain and component assemblies should be rated according to the working load limit of the weakest component. Care should be taken to select attachments of the same type, grade, size and working load limit as the chain.

Proof Test

The "Proof Test" (manufacturing test force) is a term designating the minimum tensile force which has been applied to a chain under constantly increasing force in direct tension during the manufacturing process. **These loads are manufacturing integrity tests and shall not be used as criteria for service or design purposes.**

Minimum Breaking Force

The "Minimum Breaking Force" is the minimum force at which the chain during manufacture has been found by testing to break when a constantly increasing force is applied in direct tension. Breaking force values are not guarantees that all chain segments will endure these loads. **This test is a manufacturer's attribute acceptance test and shall not be used as a criteria for service or design purposes.**

It is very important to know that the Working Load Limit and all other associated safety factor of each Peerless product may be affected by wear, misuse, overloading, corrosion, deformation, intentional alteration and other use conditions. Regular inspection should be performed per OSHA 1910.184 and any chain sling with visible deformation or degeneration should be removed from service. The terms "Working Load Limit," "Proof Test" and "Minimum Breaking Force" contain no implication of what load the chain will withstand if the chain is used in such conditions of abuse and misuse. Peerless Industrial Group accepts no liability for abuse or misuse of their products.

PEERLESS INDUSTRIAL GROUP PRODUCTS ARE INTENDED TO BE USED AT OR BELOW THE MAXIMUM WORKING LOAD LIMITS SPECIFIED IN CONSTANTLY INCREASING FORCE APPLICATIONS UNDER DIRECT TENSION OR IN A STRAIGHT LINE PULL.

SHOCK LOADING IS PROHIBITED, AND SIDE LOADING MUST BE AVOIDED AS IT EXERTS ADDITIONAL DYNAMIC FORCES ON THE LOAD, WHICH THE PRODUCT IS NOT DESIGNED TO ACCOMMODATE.

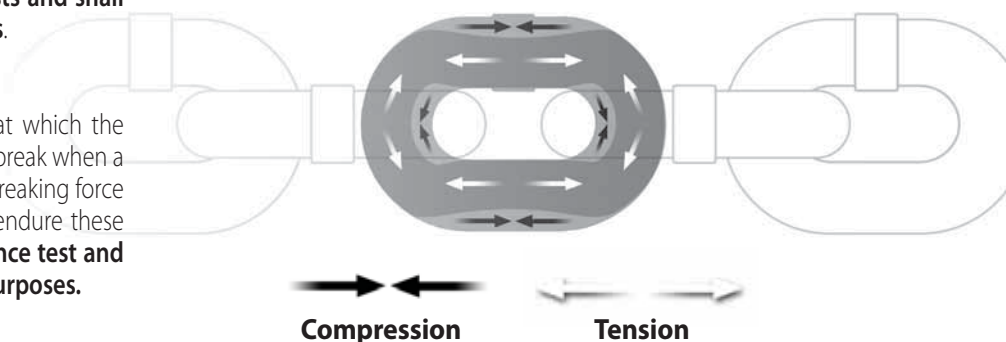
All chains and attachments in this catalog are capable of creating sparks unless otherwise noted. Although the materials covered are not considered as hazardous in the state in which they are delivered to you, subsequent burning, welding, brazing, heating, sanding, grinding, polishing and cutting operations may release metallic dust or fumes that could be hazardous. If you intend to perform any of these or similar operations, the Peerless Industrial Group should be consulted for the information that is appropriate for your circumstances.

Welding for overhead lifting and cargo control applications can be hazardous. Welding must be done in accordance with Peerless Industrial Group procedures and must be compliant with all applicable Standards. This includes knowledge of materials, preparation, heat treating, and testing for all welding applications.

CONSULT PEERLESS INDUSTRIAL GROUP FOR ADDITIONAL INFORMATION OR QUESTIONS REGARDING THE USE AND APPLICATION OF THE PRODUCTS COVERED IN THIS CATALOG.

Regarding CHAIN:

"Physics" of a chain link. Chain link stress:

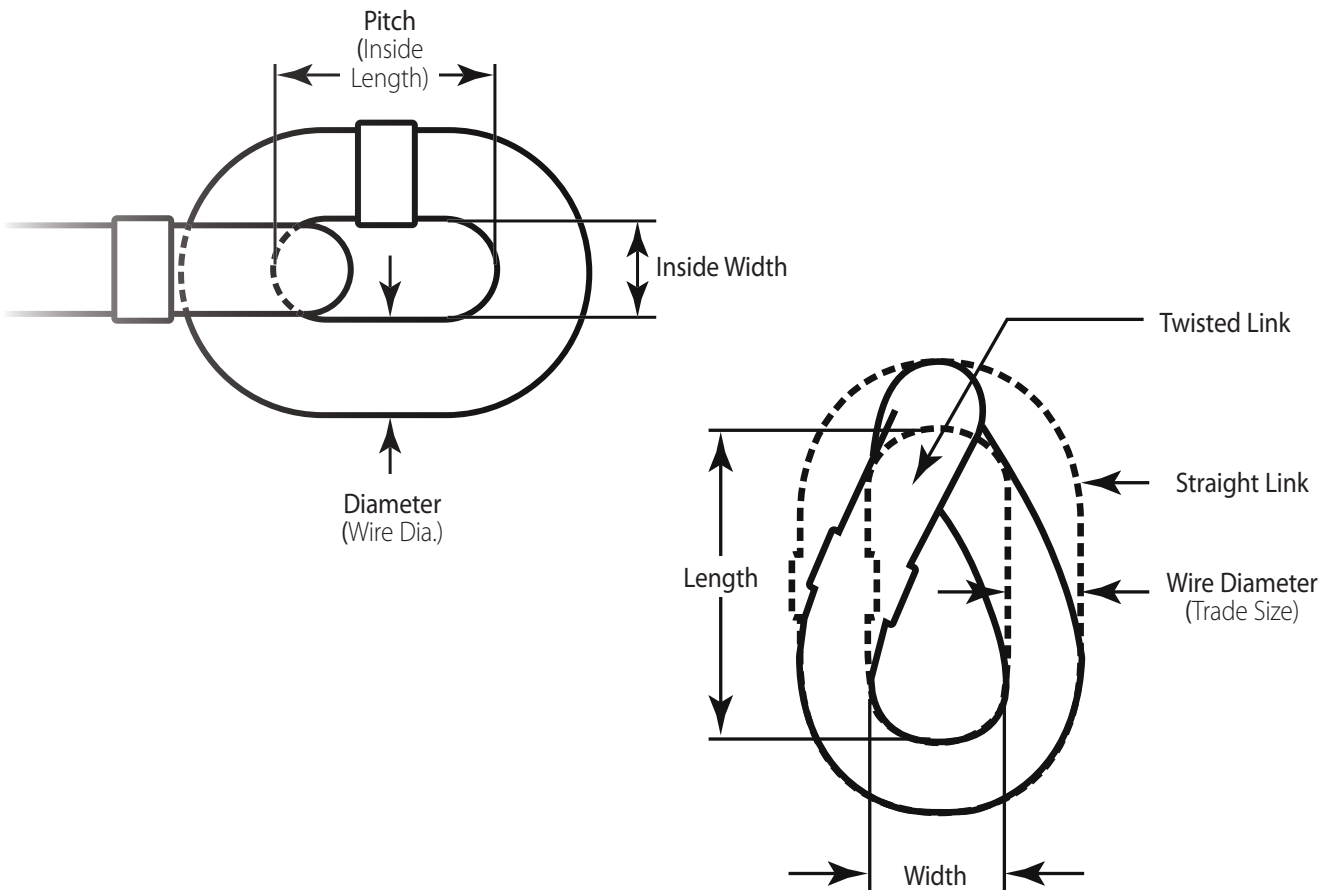


Types of Chain:

Welded		Weldless
Grade 100 (G100) Alloy Chain	Trawl Door Chain	Twin Loop Chain
Grade 80 (G80) Alloy Chain	Scallop Sweep Chain	Brass Plumber Chain
Grade 70 (G70) Transport Chain	Straight Link Coil Chain	Jack Chain
Grade 70 (G70) ISO Chain	Twist Link Coil Chain	Sash Chain
Grade 43 (G43) High Test Chain	Straight Link Machine Chain	Lock Link Chain
Grade 43 (G43) High Test ISO Chain	Twist Link Machine Chain	Plastic Chain
Grade 30 (G30) Proof Coil Chain	Passing Link Chain	Décor Chain
Grade 30 (G30) Proof Coil ISO Chain	Spinning & Cathed Chain	---
Stainless Steel Chain	Debarking Chain	---
BBB Chain	Logging Chain	---
Mooring Chain	Hand Brake Rail Chain	---
Deck Lashing Chain	Magnet Chain	---
Tuna Chain	Studio Chain	---
Trawllex Chain	Theatrical Rigging Alloy Chain	---

How to Measure Chain:

In this catalog, all dimensions shown are nominal and all weights are approximate. See individual pages for Working Load Limits.



SAFETY GUIDELINES

Temperature & Chain Guidelines

Use of Grade 80 Chain Under Heat Conditions

Effect of Elevated Temperature on the Working Load Limit of Grade 80 Alloy Chain.

Chains should not be used outside of the -40° F to 1000° F (-40° C to 538° C) temperature range without consulting the chain manufacturer. The specific working load limit reductions for Grade 80 chains used at and after exposure to elevated temperatures have been established and are shown below.

Grade 80 Heat Conditions		
Maximum Temperature of Chain	Reduction of Working Load Limit While At Temperature	Reduction of Working Load Limit After Exposure to Temperature
Below 400°	None	None
400°	10%	None
500°	15%	None
600°	20%	5%
700°	30%	10%
800°	40%	15%
900°	50%	20%
1000°	60%	25%
Over 1000°	* (see below)	* (see below)

*** OSHA 1910.184 requires all slings exposed to temperatures over 1000° F to be removed from service.**

Use of Grade 100 Chain Under Heat Conditions

Effect of Elevated Temperature on the Working Load Limit of Grade 100 Alloy Chain.

Chains should not be used outside of the -40° F to 1000° F (-40° C to 538° C) temperature range without consulting the chain manufacturer. The specific working load limit reductions for Grade 100 chains used at and after exposure to elevated temperatures have been established and are shown below.

Grade 100 Heat Conditions		
Maximum Temperature of Chain	Reduction of Working Load Limit While At Temperature	Reduction of Working Load Limit After Exposure to Temperature
Below 400°	None	None
400°	15%	None
500°	25%	5%
600°	30%	15%
700°	40%	20%
800°	50%	25%
900°	60%	30%
1000°	70%	35%
Over 1000°	* (see below)	* (see below)

*** OSHA 1910.184 requires all slings exposed to temperatures over 1000° F to be removed from service.**

THE USE OF CHAIN IN CERTAIN ENVIRONMENTAL SITUATIONS SUCH AS UNUSUAL (HIGH OR LOW) TEMPERATURE, EXPOSURE TO CHEMICALS INCLUDING ACIDS AND/OR CORROSIVE LIQUIDS CAN CAUSE CHANGES IN CHAIN PERFORMANCE (REDUCING PERFORMANCE).

Note: Hot Dip Galvanizing exposes chain to elevated temperatures which results in reduced working load limits for heat treated chains. Grade 70 chain working load limit is reduced by 10%, grade 80 chain is reduced by 20% and grade 100 chain is reduced by 30%. All users must be notified of this reduction in working load limits.

Table of Wear

All chain should be removed from service if, at any location on the chain, the material thickness is less than the minimum thickness.

Minimum Allowable Chain Link Thickness at Any Point			
Nominal Chain Size		Minimum Thickness	
(Inches)	(MM)	(Inches)	(MM)
7/32	5.5	0.19	4.8
9/32	7	0.24	6.07
5/16	8	0.27	6.93
3/8	10	0.34	8.69
1/2	13	0.44	11.26
5/8	16	0.55	13.87
3/4	20	0.69	17.45
7/8	22	0.75	19.05
1	26	0.89	22.53
1-1/4	32	1.09	27.71

Refer to ASME B30.9

Regarding Slings:

The Working Load Limit of a sling or assembly must not exceed the lowest Working Load Limit of the components in the sling or assembly. Use only Peerless Industrial Group approved parts as replacements when servicing or repairing original Peerless Industrial Group slings or assemblies.

USE ONLY GRADE 80 OR GRADE 100 ALLOY CHAIN AND ATTACHMENTS FOR OVERHEAD LIFTING

Please refer to the Overhead Lifting section for more information regarding alloy chain Working Load Limits in relation to the angle of lift.

For more comprehensive use and safety information regarding Chain Slings, please see the Peerless Chain Sling User's Manual publication 10.20.

Sling Angle Factor Chart	
Sling (Horizontal) Angle	Load Angle Factor
90	1.000
85	1.004
80	1.015
75	1.035
70	1.064
65	1.104
60	1.155
55	1.211
50	1.305
45	1.414
40	1.555
35	1.742
30	2.000
25	2.364
20	2.924
15	3.861
10	5.747
5	11.490

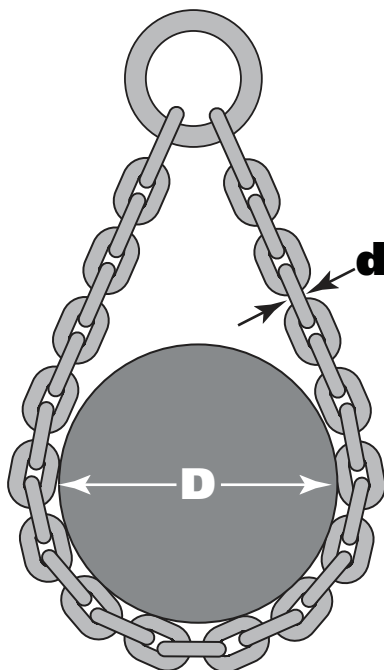
Sling Angles

60° provides excellent load control with minimal mechanical force applied to sling. Use caution over 60° as the load can become unstable with multiple slings depending on load and hitch.

Most desirable Angles are **90°, 60°, 45°** and **30°**. Use caution with all other angles.

AVOID RIGGING TO ANGLES LESS THAN 30°

- Determine sling angle
- Locate angle on chart
- Use corresponding Angle Factor
- Multiply Angle Factor by weight carried in leg
- Never go below 30° angle



D/d De-rating Recommendations of Basket Hitch according to NACM

Slings & D/d Ratio – Alloy Chain Slings

D/d ratio is the diameter of curvature around which a sling is bent affecting its capacity. The upper case 'D' refers to the diameter of the object to which the sling hitch is applied, and the lower case 'd' represents the diameter of the chain link of the sling. **MUST BE EQUAL TO 6 OR GREATER TO MAINTAIN 100% EFFICIENCY.**

Alloy Chain D/d Ratio Efficiency	
D/d Ratio	% of Rated Capacity
6:1 and Greater	100%
5:1	90%
4:1	80%
3:1	70%
2:1	60%
LESS THAN 2:1	NOT RECOMMENDED

Per NACM & OSHA 1910.184 Recommendations

Chain & Sling Guidelines

Check #1 Inspections

Visually examine chain slings daily and before each use. Inspect for removal criteria such as missing or illegible ID Tag, stretched, bent, or worn links, gouges, weld splatter, corrosion, or other damage. All sling attachments including master links, connecting links, and hooks must also be examined for open throats, twists, cracks or distortion, or other damage.




Check #5 Sharp Edges

Protect chain slings with padding or protection from damage caused by sharp edges on loads.



Check #2 Balance

Know the load — determine the weight, center of gravity, angle of lift and select the proper size of sling.



Check #6 Abrupt Movement

Lift and lower loads smoothly. Do not jerk. Shock loading is prohibited!



Check #3 Overload

Never overload the sling — check the working load limit on the identification tag. Always consider the effect of Angle of Lift — the tension on each leg of the sling is increased as the angle of lift, from horizontal, decreases. Use the chart in this catalog or in the Peerless Chain Sling User's Manual for this purpose.

Check #7 Temperature Effects

Use alloy chain slings within a temperature range of -40°F (-40°C) and 400°F (204°C). Do not expose slings to temperatures that exceed this range.



Check #4 Knots, Twists & Kinks

Make sure chain is not twisted, knotted or kinked before lifting load. Slings shall not be shortened with knots, bolts or other make-shift devices.



Check #8 Chain Care

Store chain slings properly off the floor to protect from corrosion during storage. Do not drag chain slings across the floor. Peerless recommends applying a lubricant or light oil to protect chains from environmental corrosion.



General Hook & Latch Guidelines

Important Safety Information - Read & Follow

- Always inspect hook & latch before using.
- Never use a latch that is distorted or bent.
- Always make sure spring will force the latch against the tip of the hook.
- Always make sure hook supports the load. Do not point load hooks—load should bear on the bowl of hook. **The latch must never support the load.** (See Figure 1 & 2).
- Latches are intended to retain loose sling or devices under slack conditions.
- Latches are not intended to be an anti-fouling device.

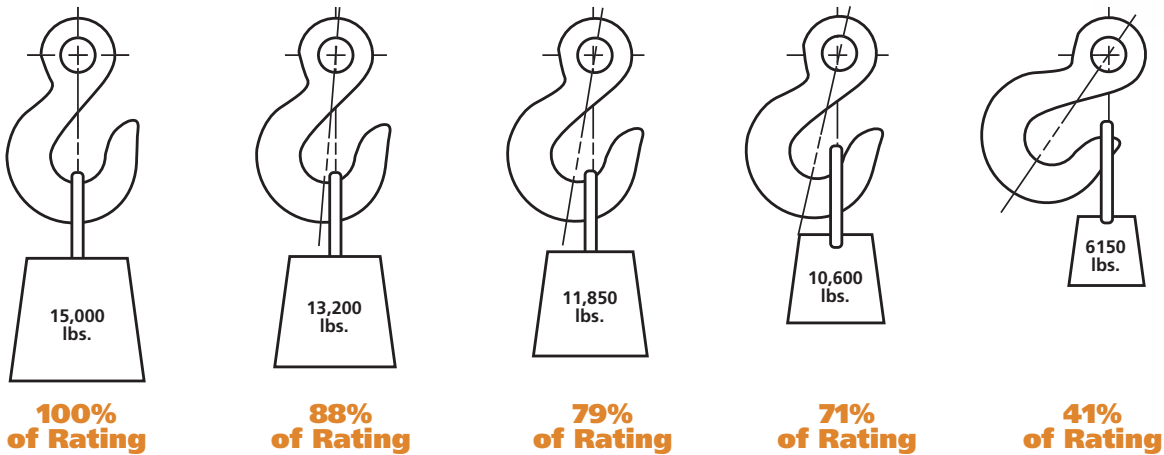
Fig.1 Right



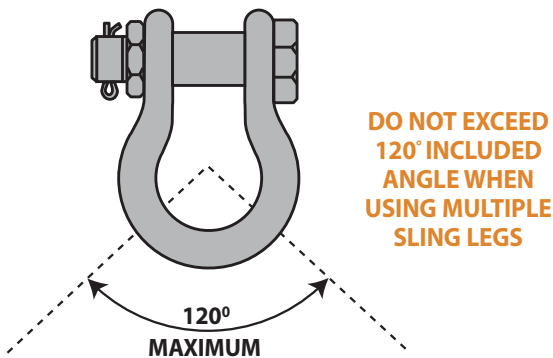
Fig.2 Wrong



AVOID RIGGING TO ANGLES LESS THAN 30°



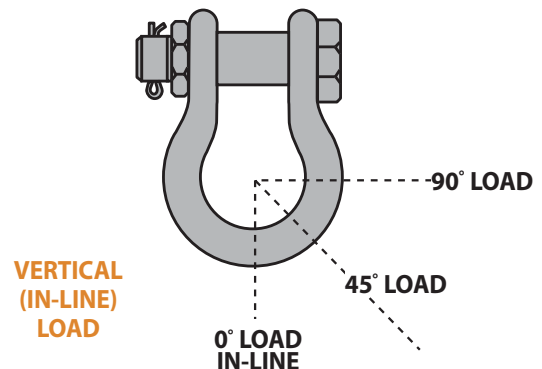
Shackle Included Angle



Symmetrical Loading

Shackles symmetrically loaded with two legs at a maximum angle of 120° can be used to full Working Load Limit.

Shackle Side Loading



Angle of Side Load	% of Load Reduction
0° - 5° In-Line	0%
6° - 45° from In-Line	30%
46° - 90° from In-Line	50%

Do not side-load round pin shackles.

SAFETY GUIDELINES

BELOW-THE-HOOK (BTH) LIFTING DEVICES Industry Standards

The American Society of Mechanical Engineers (ASME) developed standards that apply specifically to the devices Peerless Industrial Group designs and manufacturers. These standards serve as a guide to government authorities, manufacturers, purchasers and operators of below-the-hook lifting devices.

ASME B30.20-2021

- Provides detailed information on the classifications, marking, construction, installation, inspection, testing, maintenance and operation of below-the-hook lifting devices.

ASME BTH-1-2020

- Provides detailed information on the design criteria of below-the-hook lifting devices

Markings, Identification and General Construction

The rated load of the lifting device is visibly marked on the main structure of the device, as well as on a tag attached to the lifter. If the below-the-hook lifting device consists of individually detachable lifters, then each of the individual lifters shall be marked and tagged with their individual rated loads.

All Peerless Industrial Group below-the-hook lifting devices are tagged with the following information:

- Manufacturer's name and address
- Serial number
- Lifter weight, if over 100 lbs. (45 kg)
- Cold current (amps) (when applicable)
- Rated voltage (when applicable)
- Rated load
- Manufacture date
- ASME BTH-1 Design category
- ASME BTH-1 Service class

All Peerless structural and mechanical lifting devices are designed and manufactured by qualified personnel. Peerless designs are in accordance with ASME BTH-1 and take into consideration the stresses that result from the application of the rated load along with the weight of the actual lifter and are designed to **ASME BTH-1 Design Category B**. Service Class is determined by taking into consideration the fatigue life criteria based on the expected number of load cycles

Design Category

Design Category B shall be utilized when the size, scale, and variation of loads applied to the lifter are not always predictable or clearly defined, and where the environmental and loading conditions vary or could be severe.

Service Class

- Service Class is determined by the specified fatigue life of the lifter.
- Service Class 0 is 0 to 20,000 load cycles.
- Service Class 1 is 20,001 to 100,000 load cycles.
- Service Class 2 is 100,001 to 500,000 load cycles.
- Service Class 3 is 500,001 to 2,000,000 load cycles.
- Service Class 4 is over 2,000,000 load cycles

Service Class Life					
Cycles per Day	Desired Life (Years)				
	1	5	10	20	30
5	0	0	0	1	1
10	0	0	1	1	2
25	0	1	1	2	2
50	0	1	2	2	3
100	1	2	2	3	3
200	1	2	3	3	4
300	2	3	3	4	4
750	2	3	4	4	4
1,000	2	3	4	4	4

All welding shall be in accordance with AWS D14.1/D14M and ASME BTH-1

Exposed moving parts such as gears, projecting shafts and chain drives that constitute a hazard under normal operating conditions are guarded.

Electrical equipment and wiring shall comply with ANSI/NFPA 70 and ASME BTH-1.

FOR INFORMATION ON MODIFICATIONS OR REPAIRS TO YOUR LIFTING DEVICE, CONTACT PEERLESS INDUSTRIAL GROUP TO ENSURE COMPLIANCE WITH THE CURRENT ASME STANDARDS

Cont.

Industry Standards *cont.*

Proof Test

100% OF ALL PEERLESS BELOW-THE-HOOK LIFTING DEVICES ARE PROOF-TESTED TO 125% CAPACITY AND CERTIFICATES SUPPLIED AT NO ADDITIONAL CHARGE.

Requirements and Recommendations

Requirements of the ASME standard are noted by the word **shall**.

Recommendations of the ASME standard are noted by the word **should**.

Operation Practices for Lifting devices

BELOW-THE-HOOK LIFTING DEVICES SHALL ONLY BE OPERATED BY THE FOLLOWING QUALIFIED PERSONNEL:

- Personnel designated to operate the lifter.
- Trainees who are under the direct supervision of designated personnel.
- Personnel designated to maintenance and/or conduct testing on the lifter.
- Personnel designated to inspect the lifter.
- The operator shall ensure that the weight of the load to be lifted along with its approximate center of gravity have been provided, calculated, or obtained.
- The below-the-hook lifting device shall not be overloaded beyond its manufactured rated capacity nor shall it be utilized to handle any load that it was not designed to handle.
- The operator shall ensure the lifting device is properly attached to the hook, shackle, or other load handling device.
- The operator shall ensure that the lifter is applied to the load in accordance with the instruction manual.
- When rigging is utilized in conjunction with the lifter, the operator shall ensure that it is not kinked and the multiple part lines are not twisted around each other.
- The operator shall ensure that the load is correctly distributed for the lifter prior to the lift.
- The operator shall ensure that the temperature of the load does not exceed the maximum allowable limits of the lifting device.

- The operator shall ensure that the load is properly balanced and well secured with the lifting device at the onset of the lift.
- The operator shall ensure that the lifter and the load do not come into contact with any obstruction.
- The operator shall ensure that the lifter is sufficiently protected from damage during use.
- The operator shall ensure that the lifter is not utilized for side pulls or sliding the load unless explicitly authorized by a qualified person.
- Before leaving the lifter the operator shall land any attached load and store the lifter in an assigned location. The operator shall ensure that suspended loads are not left unattended.
- The operator shall ensure that no person rides the load or the lifter.
- The operation of the lifter shall be observed prior to and during a shift. Any observed deficiency in the lifter shall be examined by designated personnel. Any deficiency that constitutes a hazard shall be removed from service and tagged "Out of Service." All hazardous deficiencies shall be reported to qualified personnel for evaluation.
- All loads shall be guided in a manner to avoid endangering any part of the body as it is moved, lowered, or if it is accidentally dropped.

Miscellaneous Operating Practices

- An operator shall not utilize a below-the-hook lifter that has an "out of service" tag or has been designated as non-functioning.
- Only authorized personnel shall be given the authority to remove "Out of service" tags on lifting devices.
- When not in use the below-the-hook device should be stored in an assigned location.
- Lifter markings and tags shall not be removed or damaged. Lifter markings and tags that are missing or illegible shall be replaced.

Inspection

Initial inspection:

Prior to initial use, all new, altered, modified, or repaired lifting devices shall be inspected by a qualified person to ensure compliance with the provisions of the ASME B30.20 standard.

Inspection intervals:

Below-the-hook lifters in regular service require three general types of inspection classification procedures; every lift, frequent, and periodic. The intervals for inspection are determinant upon the severity of use of the below-the-hook device, the extent of the exposure to wear and tear, as well as any history of malfunction experienced by the lifter.

Every lift inspection:

A visual examination performed by the operator of the below-the-hook lifter conducted prior to and during every lift.

Frequent inspections:

Are comprised of visual inspections performed by either the lifter operator or other assigned personnel (records are not required by the ASME standard).

- Normal use – once a month
- Heavy use – once a week to once a monthly
- Severe use – once a day to once a week
- Special or infrequent use – outlined as specified by a qualified individual prior to and following each use. The following items listed below shall be included within the regular inspection schedule and shall be thoroughly inspected and an assessment formed as to the extent of the issue and the level of subsequent hazard resulting from it.
- Structural deformation
- Cracks in welds or structural members
- Excessive wear
- Loose or missing parts, tags, safety guards, fasteners, stops, and/or housings.
- Out of adjustment conditions that interfere with the normal operation and functionality of all mechanisms including automatic hold and release components.
- Unreadable or missing operating control labels.
- Contact Peerless Industrial Group for replacements of missing identification tags and nameplates

Periodic inspections:

Are comprised of visual inspections performed by assigned personnel who record the current condition of the below-the-hook lifter in order to provide the basis for a continuing program of recorded evaluation. In lieu of records, a visible inspection mark placed on the lifter is acceptable

- Normal use – annual inspection typically performed on-site.
- Heavy use – disassembly by a qualified individual should be performed semi-annually in order to facilitate a detailed inspection.
- Special or infrequent use – outlined as specified by a qualified individual prior to and following each use

Below-the-hook lifting devices shall undergo a thorough inspection based upon the previously defined intervals of every lift, frequent, and periodic. Any and all issues such as the following (as listed below) shall be investigated and a conclusion made as to if the extent of the issue and to if it is severe enough in its nature to represent a hazard.

- All requirements outlined within the frequent inspection process.
- Missing or loose nuts, bolts, or fasteners.
- Fractured gears, pulleys, sheaves, sprockets, bearings, chain and belts.
- Excessive wear of linkages, gears, pulleys, sprockets, sheaves, chain, belts, bearings, hardware, and other mechanical parts.
- Excessive wear at the bail or other load bearing points.

Maintenance

Preventive maintenance:

A preventive maintenance program shall be established and be based on recommendations made by Peerless Industrial Group. It can be determined to be appropriate as designated by a qualified person to add to the maintenance program following a review of the use of the below-the-hook lifter.

Any hazards disclosed during an inspection shall be corrected before the lifting device is put back into service. Any repairs and/or adjustments shall be done only under the direction of or by a qualified person.

Replacement parts shall be equivalent to the Peerless Industrial Group's specifications.

For more information or to purchase a copy of the standard, visit ASME website, www.ASME.org.

All Cargo Control Products

WARNING: Observe all tie down requirements of the Commercial Vehicle Safety Alliance (CVSA), Federal Department of Transportation (DOT), CCMTA (Canadian Council of Motor Transport Administrators) or other local regulations governing cargo restraint and tie down. Use only products that are rated and/or identified with working load limits (WLL) for cargo tie down applications.

SAFE USE: Inspect all tie down components prior to each use. Never use items that are damaged, worn or defective. Remove them from service immediately and replace with new. Do not attempt to repair webbing or straps." The following conditions constitute a damaged tie down strap: acid or caustic burns, melting of any part of the web surface, broken or worn stitching, distortion of eyes or fittings, or web snags, cuts, tears, and punctures. Only tie down straps with legible identification tags should be used. Keep all tags and labels away from the load, vehicle body and winch to avoid tag damage rendering the tag non-readable and the strap assembly therefore unusable. The following conditions constitute a damaged tie down chain assembly: damaged or distorted links, distortion of eyes or hooks, nicks or gouges in the chain or hooks. If in doubt about the safety of a tie down component or assembly do not use it. Tie-down chains can be repaired with an equivalent grade repair component. Loadbinders should not be used if any of the previous conditions exist or if the handles are bent or distorted.

WINCHES

INSTALLATION: Mount & position the winch so that the latch/pawl drops into the gear sprocket teeth by its own weight. Portable and slider winches must be positioned not to interfere with any other trailer components.

MAINTENANCE: The winch assembly should be protected from corrosion by application of a rust inhibiting paint. Avoid paint build up in the latch/pawl area that may inhibit the free movement of its parts. A light oil should be used to keep these parts moving freely to insure safe operation.

PROPER USE: The loose end of the web assembly should be inserted through the web slot in the winch mandrel and the excess web pulled through. After tensioning, there must be 2-3 full wraps of webbing around the mandrel. Less wraps may result in web slippage. More wraps will cause additional strain to be exerted on the winch assembly and reduce the load capacity of the winch. Cable/wire rope must be used only on

winches designed for their use. To use, twist an eye on the end of the cable with at least 2 feet of loose tail. Place the eye over the cable pin on the winch mandrel and tighten the winch, wrapping the cable over the loose tail a minimum of 4 times to secure the cable from slippage.

CAUTION: Inspect all strap and winch assembly components prior to each use for damage or deterioration. Remove damaged product from service immediately and replace. Do not attempt to repair. Use extreme caution when tensioning the winch assembly to assure the latch/pawl is fully engaged in the gear sprocket teeth before releasing the pressure on the winch bar. Always keep hands and fingers away from the winch pawl. Always make sure that the load is adequately secured prior to movement of the vehicle using a sufficient quantity of appropriate strength tie downs. Never exceed the Working Load Limit of either the tie down or the hardware/winch. Remember, all assemblies are only as strong as their weakest point, including the point of attachment. All component parts must meet or exceed CVSA guidelines, Federal DOT Regulation, CCMTA regulations as well as local regulations. Tie downs must be checked periodically during transit and re-tensioned as needed to maintain a secure load. Never modify a winch to perform any use other than that for which it was specifically designed. Misuse or modification of any type will result in voiding any or all of the warranty and liability by the manufacturer/seller.

WINCH BARS

PROPER USE: Use extreme caution when tensioning the winch/assembly to assure the latch/pawl is fully engaged in the gear sprocket teeth before releasing the pressure on the winch bar. Always keep hands and fingers away from the winch pawl & keep face, head and body out of path of winch bar.

Inspect all binding components, (winch, strap assembly, chain assembly, loadbinder) prior to each use. Never use damaged or worn equipment. Remove from service and replace with new. Do not attempt to repair. Winch bars are used entirely at the users own risk and the use of a winch bar demonstrates an understanding of the risks and a willingness to accept the consequences of possible property damage, serious personal injury and/or loss of life. When using winch bars with winches: the tapered point of the bar must be inserted completely through both holes in the winch cap. Failure to insert bar correctly could cause the bar to slip and result in serious personal injury and/or loss of life. During tightening and before releasing the tie down assembly,

cont.

SAFETY GUIDELINES

All Cargo Control Products *cont.*

WINCH BARS *cont.*

check the winch pawl to insure it has properly engaged the gear sprocket. Always grip the winch bar at the knurled section of the bar for increased safety.

When using winch bar with binders: only use combination winch bars designed with a binder cradle to assist in tightening a load-binder. Insure that the loadbinder handle is fully inserted into the winch bar cradle and locked in place. Keep head and body out of the path of the loadbinder handle in case of slippage or kickback. Failure to do so may result in serious personal injury and/or loss of life.

TOW STRAPS & CHAINS

DANGER: PLEASE READ AND UNDERSTAND ALL OF THESE INSTRUCTIONS PRIOR TO USING ANY Tow Chain or Tow Strap. Towing or recovery of a vehicle presents a very real danger of property damage, serious personal injury and/or loss of life. Never attach fittings that have a strength rating (WLL) less than the assembly to which they are being attached. Insure that the chain or strap is attached to a secure part on both vehicles capable of withstanding the forces involved in towing or recovery. Woven fabric straps store energy that when released could cause a whipping action and endanger operators and bystanders. Keep all persons away from the vehicles and strap or chain during towing or recovery. USE OF THESE PRODUCTS DEMONSTRATES AN UNDERSTANDING OF THESE WARNINGS AND THE RISKS INVOLVED.

PROPER USE: Tow chains and tow straps are designed for general purpose towing and recovery only. They are not intended to be used for highway towing or for extended periods of time. In these cases, a tow bar is required for safe operation. Tow chains/straps should never be used in a manner where failure of either the chain/strap, attachments or vehicle anchor points could result in personal injury. Keep all persons a safe distance away from all vehicles during a tow or recovery operation.

The Working Load Limit shown in this catalog or on the package or assembly should never be exceeded. This is the maximum safe load that the assembly should ever be exposed to when in a like new condition. Apply tension in a gradual and uniform manner to avoid shock loading the assembly which could cause failure. Be sure that the assembly is not twisted, kinked, or knotted. Never subject the chain or strap to sharp edges as these can damage

the chain or even cut the strap. If unavoidable, use caution and pad the area with rubber or similar material (a cut section of tire can be used for this purpose). Inspect all assemblies and attachments prior to use for any visible signs of damage.

The following will reduce the Working Load Limit of the assembly: a.) Tip loading of hooks, twisting, kinks, knots or improper attachments; b.) Deterioration of the assembly or attachments caused by wear, usage, UV degradation, chemicals, acids, corrosion, cuts, abrasions, high heat exposure, misuse or abuse; c.) Impact caused by jerking or snatching. After use, inspect assembly and attachments for any visible signs of damage prior to storage. Clean and store in a cool and dry place, out of direct sunlight, where damage to the assembly or attachments is not likely to occur.

CARGO BARS & LOADLOCKS

WARNING: Failure to understand these instructions and warnings could cause serious personal injury or property damage. Use of these products demonstrates an understanding of these warnings/instructions and the risks involved. Do not use bars to support ANY vertical loads. SmartBars™ and loadlocks are NOT designed to be used as a shoring beam. Using these bars as a step is not advised and could result in serious personal injury. Cargo bars and loadlocks are not designed to secure cargo inside a trailer, only to assist in the stability of a load. SmartBars™ and loadlocks are designed to push out approximately one inch against flexible van trailer walls and can be damaged if used against immovable objects such as door frames. To avoid damaging the bars and trailer, never use more than one hand to close the lever. On the SmartBar™ push handle release button when fully retracted to extend. A stop keeps the bar from sliding open when fully retracted and must be released before operating the lever or the bar can be damaged. To disengage lock, push on handle release tabs.

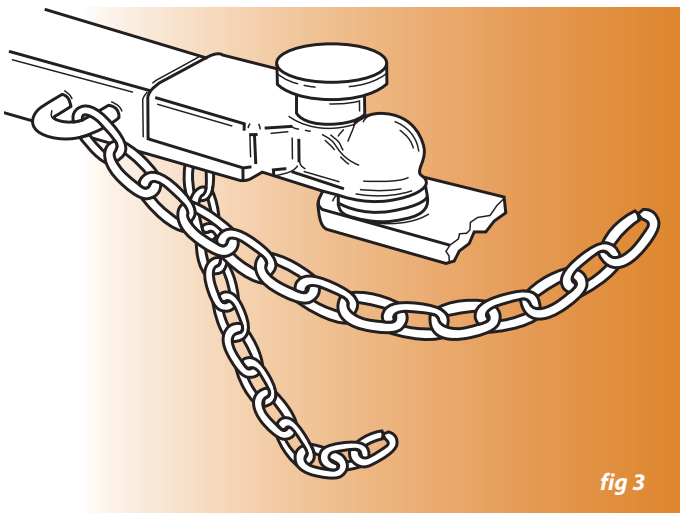
Trailer Safety Chain Guidelines

Trailer Safety Chains as defined in SAE standard J684 of May, 2014 for Trailer Couplings, Hitches and Safety Chains - Automotive Type:

7.1 Definitions and Purpose - "Safety Chain" is defined as an assembly which provides a secondary means of connection between the rear of the towing vehicle and the front of the trailer (or towed vehicle); it includes link chain and all attaching means. The purpose of Safety Chain is to retain connection between the towing vehicle and trailer in the event of separation of the trailer coupling from the ball or the ball from the hitch, long enough to bring the vehicles to a stop. **It should not be construed that safety chains can ensure that vehicle control or connection will be maintained in the event of vehicle incidents such as loss of control, rollover, jackknife, collision, etc.**

For the purpose of this section:

- A.** The "hitch" assembly (including ball and ball support platform) is considered part of the towing vehicle.
- B.** The "safety chain" is considered part of the trailer.
- C.** "Attaching means" are defined as the hooks, bolts, anchorages, or other devices used to fasten or connect link chain, or its equivalent, to the trailer tongue and to the rear of the towing vehicle including hitch assembly devices provided for such connection.



7.2 Strength Requirements - Each individual safety chain, and all attaching means, shall meet the minimum breaking force tensile load as indicated in Table 4 (each chain and attachment INDEPENDENTLY, NOT COMBINED), and where applicable such load shall be applied in a direction parallel to the trailer's or towing vehicle's longitudinal axis. Any operation performed on the safety chain subsequent to its manufacture shall not reduce its strength below the requirements of Table 4.

Strength Requirements for Safety Chain & Attaching Means*	
Safety Chain or Trailer Classification	Breaking Force - Minimum
Class 1	up to 2000 lbs. (8.9 kN)
Class 2	up to 3500 lbs. (15.6 kN)
Class 3	up to 5000 lbs. (22.2 kN)
Class 4	up to 10,000 lbs. (44.2 kN)

Class 4 - The strength rating of each length of safety chain or its equivalent and its attachments shall be equal to or exceed in minimum breaking force the GVWR of the trailer.
 *When conducting a tensile strength test of a length of chain or equivalent and its attaching means, when the minimum load specified in Table 4 is applied, such load shall be maintained for a minimum of 1 minute.

Table 4

7.5 Installation

7.5.1 Two safety chains shall be permanently fastened (i.e., bolted, anchored) to the trailer tongue, one on each side. The safety chains shall be connected from the trailer tongue to the hitch assembly or to other towing vehicle members meeting the strength requirements of 7.2.

7.5.2 Safety chain shall be connected to the towing vehicle and trailer so the slack of each length of chain is approximately the same when the vehicles are aligned on a common front to rear centerline. There shall be no more slack than necessary to permit proper turning of the vehicles. The safety chain shall be crossed under the trailer tongue and connected to the hitch assembly or to other towing vehicle members.

NOTE: Crossing the chains under the tongue typically reduces the probability of stressing or breaking the chains when turning. See Figure 3.

7.5.3 Safety chains shall not be attached to the towing vehicle by use of the fasteners that secure the ball to its supporting hitch member, nor shall they be connected directly to any part of the ball.

How to Chose a Safety Chain to Correctly Handle the Load				
Class Designation >>>	CLASS I	CLASS II	CLASS III	CLASS IV
Maximum Load Capacity:	Up to 2,000 lbs. gross trailer wt.	Up to 3,500 lbs. gross trailer wt.	Up to 5,000 lbs. gross trailer wt.	Up to 10,000 lbs. gross trailer wt.

INDEX

A

ACCOLOY®-KUPLEX® COMPONENT REFERENCE.....	16
ACCOLOY® STANDARD MAGNET CHAINS.....	14
ACCOLOY® STEADY-LIFT MAGNETIC CHAINS.....	14
REPLACEMENT PARTS.....	14
AG TRAILER CHAIN.....	73
ALLOY CHAIN.....	5-6
ALLOY ACCESSORIES.....	18-35, 38-41
FOUNDRY HOOKS.....	32-33
GRAB HOOKS.....	30-31
J-HOOKS.....	40
MASTER LINK ASSEMBLIES w/SHORTENING HOOK.....	24-25
OBLONG MASTER LINKS.....	18-20
PEAR SHAPE MASTER LINKS.....	21
PEERLESS ROUND RINGS.....	21
PLATE HOOKS.....	41
S-HOOKS.....	40
SELF-LOCKING HOOKS.....	33-35
SHACKLES.....	38-39
SLING HOOKS.....	28-29
SORTING HOOKS.....	41
SUB-ASSEMBLIES.....	22-23
SWIVEL HOOKS.....	35
V-NOTCHED COUPLING LINKS.....	21
ANCHOR LEADER CHAIN.....	126
ANCHOR ROAD SWIVEL.....	127
ANCHOR SHACKLES.....	129
ANCHOR SWIVELS.....	127
ANTI-THEFT CHAIN & PADLOCKS.....	117

B

BBB CHAIN.....	123
BINDER CHAIN & LOADBINDER DISPLAY.....	106
BINDER CHAIN ASSEMBLIES.....	52-54
BOAT TRAILER WINCHES.....	71
BOATMAN'S PRIDE ANCHOR LEAD CHAIN.....	126
BRASS PLUMBERS CHAIN.....	89
BULK STRAP HARDWARE.....	66
BUOY CHAIN.....	130

C

CABLE PULLERS.....	71
CARGO BARS.....	74-76
CARGO CONTROL PRODUCTS.....	50-76
CARGO GUARD®.....	69
CHAIN	
ANTI-THEFT.....	117
GRADE 30.....	81-84, 122, 125
GRADE 43.....	78-80, 121, 124
GRADE 70.....	50-51, 119
GRADE 80.....	6
GRADE 100.....	5
OTHER WELDED.....	85-88
WELDLESS.....	89-91
STAINLESS (GRADE 50).....	42
STAINLESS (UTILITY).....	85
PLASTIC.....	92
CHAIN & FITTING DISPLAY.....	106-109
CHAIN SLING INFORMATION.....	7-13
CLEVIS SLIP HOOKS.....	56, 96
COIL RACKS.....	76
COLD SHUTS.....	99
CONNECTING LINKS.....	99, 128
CORDAGE.....	110
COUPLING LINKS.....	26-27
KUPLEX® KUPLOK®.....	26
PEER-LIFT® MECHANICAL.....	27
TRANSPORT (G70).....	56
V10® ALLOY.....	27
V10® WEB.....	27
WEB COUPLINK LINK.....	27
CUTTERS - BOLT, CABLE, CHAIN & WIRE.....	116

D

DECK LASHING CHAIN.....	130
DECORATIVE CHAIN.....	91
DISPLAY RACKS.....	106-109
DOUBLE CLEVIS LINK.....	56, 97

E

EYE SLIP HOOKS.....	97
---------------------	----

F

FORGED WIRE ROPE CLIPS.....	113
FOUNDRY HOOKS.....	32-33
ACCOLOY® EYE FOUNDRY HOOK.....	32
KUPLEX® CLEVIS FOUNDRY HOOK.....	33
PEER-LIFT® EYE FOUNDRY HOOK.....	32
V10® EYE FOUNDRY HOOK.....	32

G

GALVANIZED WIRE ROPE.....	111
GRABBAR® & PARTS.....	75
GRAB HOOKS.....	30-31, 96
ACCOLOY® EYE GRAB HOOK.....	30
G43 CLEVIS GRAB.....	96
G43 EYE GRAB HOOK.....	96
KUPLEX® CLEVIS TYPE GRAB HOOK.....	31
PEER-LIFT® CLEVIS CRADLE GRAB HOOK.....	31
PEER-LIFT® EYE CRADLE GRAB HOOK.....	30
V10® CLEVIS SHORTENING GRAB HOOK.....	31
V10® CLEVIS SHORTENING GRAB HOOK w/RETAINER.....	31
V10® EYE GRAB HOOK w/ CLEVIS ATTACHMENT.....	30
V10® EYE SHORTENING GRAB HOOK.....	30
GRADE 30 PROOF COIL CHAIN.....	81-84, 122, 125
GRADE 30 BBB ANCHOR WINDLASS CHAIN.....	124
GRADE 43 HIGH TEST CHAIN.....	78-80, 121, 124
GRADE 50 STAINLESS STEEL CHAIN.....	42
GRADE 70 ISO CHAIN.....	119
GRADE 70 TRANSPORT CHAIN.....	50-51
GRADE 80 CHAIN.....	6
GRADE 100 CHAIN.....	5

H

HARDWARE CHAIN & CHAIN ACCESSORIES.....	77-104
HITCH PIN (HAIR PIN) CLIPS.....	100
HIGH TEST GRADE 43.....	78-80, 121, 124
HOOKS	
GRADE 30 & 43.....	96-97, 128
GRADE 70.....	55-56
ALLOY.....	28-35, 40-41
FOUNDRY.....	32-33, 41
GRAB.....	30-31
J-HOOKS.....	40
PLATE.....	41
S-HOOKS.....	40
SELF-LOCKING.....	33-35
SLING.....	28-29
SWIVEL.....	35
HYDRAULIC CUTTERS.....	116

I

I.D. TAGS FOR SLINGS.....	38
INSULATED SWIVEL HOOK.....	46
ISO CHAIN.....	119-122, 124-125

J

J-HOOKS.....	40
JACK CHAIN.....	90

K

KUPLERS.....	26
KUPLINKS.....	26
KUPLOKS.....	26

L

LATCH KITS.....	36-37
LOAD BINDERS.....	57-60
LOADLOCKS.....	74-76
LOCK LINK CHAIN.....	91

M

MAGNET CHAINS.....	14
STANDARD.....	14
STEADY-LIFT.....	14
MASTER LINK ASSEMBLIES w/SHORTENING HOOK.....	24-25
DOUBLE LEG.....	24
SINGLE LEG.....	24
TRIPLE & QUAD.....	25
MECHANICAL CHAIN SLINGS.....	8-13
MECHANICAL ADJUSTABLE DOUBLE SLINGS.....	12
MECHANICAL ADJUSTABLE DOUBLE LOOP SLINGS.....	13
MECHANICAL ADJUSTABLE SINGLE SLINGS.....	12
MECHANICAL ADJUSTABLE SINGLE LOOP SLINGS.....	13
MECHANICAL DOUBLE CHAIN SLINGS.....	10
MECHANICAL QUADRUPLE CHAIN SLINGS.....	11
MECHANICAL SINGLE CHAIN SLINGS.....	10
MECHANICAL TRIPLE CHAIN SLINGS.....	11
MALLABLE WIRE ROPE CLIPS.....	113
MARINE PRODUCTS.....	119-133
MOORING CHAIN.....	130

N

OBLONG MASTER LINKS.....	18-20
ACCOLOY®-KUPLEX®.....	20
PEERLESS FORGED.....	18
PEERLESS WELDED.....	18
V10® ALLOY.....	19

OVAL CONNECTING LINKS.....	99, 128
OVERHEAD LIFTING.....	4-46

P

PASSING LINK CHAIN.....	88
PEAR SHAPED CONNECTING LINKS.....	21, 128
PEERLESS ALLOY ROUND RINGS.....	21
PEERLESS PEAR SHAPE MASTER LINKS.....	21
PEER-LIFT COMPONENT REFERENCE.....	17
PLATE HOOK.....	41
PLASTIC CHAIN & ACCESSORIES.....	92
PLUMBERS CHAIN.....	89
PULLEYS.....	101
PROOF COIL GRADE 30.....	81-84, 122, 125

Q

QUICK LINKS.....	99, 104
QUICKBINDER®.....	58

R

RATCHET STRAPS.....	61-65
REPAIR LAP LINKS.....	98
REPLACEMENT PARTS FOR ACCOLOY® KUPLEX® COMPONENTS.....	37
REPLACEMENT PARTS FOR V10® COMPONENTS.....	36
ROPE.....	110
MANILA ROPE.....	110
POLY TRUCK.....	110
SOLID BRAIDED NYLON.....	110
TWISTED POLY.....	110
TWISTED NYLON.....	110
ROPE ACCESSORIES.....	101

S

S-HOOKS.....	40
S-HOOKS FOR TRAILER SAFETY CHAIN.....	72
SAFETY GUIDELINES.....	134-145
SASH CHAIN.....	90
SCALLOP LINKS.....	133
SCALLOP RINGS.....	133
SCALLOP SWEEP CHAIN.....	133
SCREW EYES.....	101
SECUREBAR® & PARTS.....	75
SELF-LOCKING HOOKS.....	33-35
PEER-LIFT® CLEVIS SELF-LOCKING HOOK.....	34
PEER-LIFT® EYE SELF-LOCKING HOOK.....	33
PEER-LIFT® SWIVEL SELF-LOCKING HOOK.....	35
V10® CLEVIS SELF-LOCKING HOOK.....	34
V10® EYE SELF-LOCKING HOOK.....	33
V10® SWIVEL SELF-LOCKING HOOK.....	35
V10® SWIVEL SELF-LOCKING HOOK w/BEARING.....	35
SHACKLES.....	38-39, 98, 104, 129

COMMERCIAL GRADE SCREW PIN ANCHOR SHACKLES.....	98
FORGED TRAWLING SHACKLES.....	129
PEER-LIFT® BOLT, NUT & COTTER ANCHOR SHACKLES.....	39
PEER-LIFT® GALVANIZED ANCHOR SHACKLES.....	39
PEER-LIFT® ALLOY SCREW PIN ANCHOR SHACKLES.....	38, 129
MARINE.....	129
SCREW PIN CHAIN SHACKLES.....	98
STAINLESS STEEL.....	104
SHORTENING GRAB HOOKS.....	30-31
SLEDGE HAMMERS.....	116
SLING HOOKS.....	28-29
ACCOLOY® EYE SLING HOOKS.....	28
ACCOLOY® EYE SLING HOOKS w/LATCH.....	28
KUPLEX® CLEVIS SLING HOOKS.....	29
KUPLEX® CLEVIS SLING HOOKS w/LATCH.....	29
PEER-LIFT® CLEVIS SLING HOOK w/LATCH.....	29
PEER-LIFT® EYE SLING HOOK w/LATCH.....	28
V10® CLEVIS SLING HOOK w/LATCH.....	29
V10® EYE SLING HOOK w/LATCH.....	28

SLING TAGS.....	38
SLIP HOOKS.....	56, 96-97
SMARTBAR® & PARTS.....	74
SNAPS.....	102-103
SPRING LINKS.....	100, 104
STAINLESS STEEL CHAIN.....	42, 85
STAINLESS STEEL COMPONENTS.....	43-45, 104
FOUNDRY SORTING HOOKS.....	45
OBLONG MASTER LINKS.....	43
PEAR SHAPE MASTER LINKS.....	43
QUICK LINKS.....	104
ROUND RINGS.....	44
S-HOOKS.....	44
SHACKLES.....	104
SHANK HOOKS.....	45

SPRING LINKS.....	104
SWIVEL HOOKS.....	45
SUB-ASSEMBLIES.....	44
V-NOTCHED COUPLING LINKS.....	43
STANDARD ALLOY COMPONENTS.....	40-41
FOUNDRY SORTING HOOKS.....	41
FOUNDRY SORTING HOOKS - SHORT VERSION.....	41
J-HOOKS.....	40
S-HOOKS.....	40
STANDARD PLATE HOOK.....	41
STANDARD MAGNET SLINGS.....	14
STEADY-LIFT MAGNET SLINGS.....	14
STOPS & SLEEVES.....	114
STRAIGHT LINK COIL CHAIN.....	85-86
STRAIGHT LINK MACHINE CHAIN.....	87
SUB-ASSEMBLIES.....	22-23, 44
ACCOLOY®-KUPLEX®.....	23
PEERLESS ALLOY.....	22
STAINLESS STEEL.....	44
V10® ALLOY w/LARGE SUB-LINKS.....	23
V10® ALLOY w/SMALL SUB-LINKS.....	22
SUPER-TUF TICKLER CHAIN.....	133
SWEEP CHAIN.....	133
SWIVELS (EYE-EYE & JAW-EYE).....	127

T

TAIL CHAIN.....	73
TIE-DOWNS.....	69-71
AUTO & AXLE STRAPS.....	70
"ST" HOOKS.....	69
THIMBLES.....	114-115
TOW STRAPS.....	71
TRAILER SAFETY CHAIN.....	72-73
TRANSPORT BINDER CHAIN ASSEMBLIES.....	52-54
TRANSPORT GRADE 70.....	50-51
TRANSPORT COUPLING LINK.....	56
TRANSPORT DOUBLE CLEVIS LINK.....	56
TRANSPORT HOOKS.....	55-56
TRAWL DOOR CHAIN.....	132
TRAWLEX MARINE CHAIN.....	132
TUNA NET CHAIN.....	131
TURNBUCKLES.....	113
TWIST LINK COIL CHAIN.....	87
TWIST LINK MACHINE CHAIN.....	88
TWIN LOOP CHAIN.....	89

U

V

V10® COMPONENT REFERENCE.....	15
V-NOTCHED COUPLING LINKS.....	21, 43
VAN STRAPS.....	65
VINYL ANCHOR LEADER CHAIN.....	126

W

WEATHER PROOF LOCKS.....	117
WELDED CHAIN SLINGS.....	8-9
WELD-ON GRAB HOOK.....	97
WIDE JAW QUICK LINKS.....	99
WINCHES.....	66-67
WINCH BARS.....	68
WINCH LINE TAIL CHAIN.....	73
WINDLASS CHAIN.....	119-125
WINDLASS METRIC.....	120
WIRE ROPE.....	111-112
CLIPS.....	113
IWRC & FIBER CORE.....	112
STOPS & SLEEVES.....	114
THIMBLES.....	114-115
VINYL COATED.....	112
WIRE ROPE CLIPS.....	113
WIRE & CABLE CUTTERS.....	116
WIRE ROPE THIMBLES.....	114-115

XYZ

PART NUMBER INDEX

PART NO	PAGE NO										
2804892	110	4421638	114	4528910	116	5058004	94	5440455	50	6021032	88
2804893	110	4423640	99	4529710	116	5058005	94	5451135	81	6022032	88
2804894	110	4424540	103	4529910	116	5058006	94	5451235	81	6022050	88
2804895	110	4424740	102	4540351	92	5058007	94	5451335	81	6024032	88
2804896	110	4424840	102	4540352	92	5058008	94	5453415	79	6040232	86
2804897	110	4425240	100, 107-108	4540353	92	5058009	94	5454255	50	6040250	86
2804902	110	4425340	103	4540354	92	5058051	94	5454355	50	6040432	86
2804903	110	4426040	100	5010813	81	5058052	94	5454455	50	6040450	86
2804904	110	4426140	100	5010833	81	5058053	94	5510223	5	6041032	86
2805332	110	4426540	102	5010913	81	5058080	94	5510224	5	6041050	86
2805378	110	4426640	102	5010947	81	5058083	94	5510243	5	6042032	86
2871290	110	4426740	102	5011013	81	5058099	94	5510323	5	6042050	86
2871295	110	4427040	102	5011047	81	5101113	81	5510324	5	6042085	86
2880025	110	4427140	100	5011113	81	5101147	81	5510343	5	6044032	86
2880030	110	4428040	99	5011114	81	5200320	57	5510423	5	6044033	85
2880035	110	4428140	99	5011133	81	5200675	57	5510424	5	6044050	86
3440355	100	4428240	99	5011134	81	5222360	52	5510443	5	6044056	86
3440635	100	4428340	99	5011213	81	5222363	52	5510623	5	6045032	86
3440735	100	4428440	99	5011214	81	5227360	52	5510624	5	6045033	85
3440835	100	4428640	102	5011233	81	5227362	52	5510643	5	6045050	86
3440935	100	4431240	103	5011234	81	5227363	52	5510823	5	6047032	86
3441135	100	4433240	102	5011313	81	5228360	52	5510824	5	6047050	86
3441935	100	4433440	102	5011314	81	5228363	52	5510843	5	6050432	87
3450335	100	4434240	103	5011333	81	5231260	53	5510923	5	6051050	87
3450635	100	4442565	111	5011334	81	5231262	53	5511023	5	6052032	87
3450735	100	4442665	112	5011413	81	5231424	54	5511123	5	6054032	87
3450835	100	4500105	112	5011414	81	5231460	53	5590923	132	6072032	88
3450935	100	4500205	112	5011433	81	5231462	53	5591123	132	6072050	88
3451935	100	4500305	112	5011434	81	5233460	53	5591323	132	6074032	88
4000244	116	4500350	112	5011613	81	5233462	53	5591623	132	6202207	79
4000288	107-109, 116	4500705	112	5011614	81	5234424	54	5591923	132	6224307	79
4101410	116	4500805	112	5011633	81	5234460	53	5592223	132	6246407	79
4101810	116	4500905	111	5011634	81	5234462	53	5610147	81	6702203	79
4102410	116	4500990	111	5030813	78	5239460	53	5610148	81	6713202	79
4103010	116	4501008	112	5030913	78	5239462	53	5610247	81	6724303	79
4120085	106	4501090	111	5030947	78	5261060	52	5610248	81	6735302	79
4120086	106	4501091	112	5031013	78	5261063	52	5610347	81	6746403	79
4120087	106	4501091	112	5031013	78	5261154	52	5610348	81	6757402	79
4120088	106	4501104	111	5031047	78	5261160	52	5610447	81	6800004	72
4120089	106	4501110	111	5031213	78	5261163	52	5610448	81	6800006	73
4120090	106	4501115	111	5031214	78	5261360	52	5610647	81	6800021	128
4120091	106	4501185	111	5031233	78	5261363	52, 106	5610648	81	6800023	128
4120092	106	4501190	111	5031234	78	5261460	52	5610847	81	6800025	73
4120093	106	4501290	112	5031313	78	5261463	52	5630247	78	6800026	73
4120094	106	4501308	112	5031314	78	5262060	52	5630248	78	6800028	73
4120095	106	4501390	112	5031333	78	5262063	52	5630347	78	6800031	72
4120096	106	45020610	116	5031334	78	5262160	52	5630348	78	6800032	72
4120097	106	4503040	113	5031413	78	5262163	52	5630447	78	6800033	72
4120098	106	4503140	113	5031414	78	5262263	52	5630448	78	6800035	128
4120099	106	4503210	111	5031414	78	5262354	52	5630647	78	6800041	73
4120100	106	4503215	111	5031433	78	5262360	52	5630648	78	6800043	72
4120101	106	4503285	111	5031434	78	5262363	52, 106	5630847	78	6800902	73
4120102	106	4503290	111	5031613	78	5262463	52	5641384	133	6840215	72
4120103	106	4503308	111	5031614	78	5262653	52	5641484	133	7010132	89
4120104	106	4503315	112	5031633	78	5301113	78	5641684	133	7010150	89
4120105	106	4503317	111	5031634	78	5301147	78	5641884	133	7010232	89
4120106	106	4503320	111	5032060	93	5340355	50	5900023	42	7010332	89
4120107	106	4503320	111	5032062	93	5340455	50	5900123	42	7010350	89
4120108	106	4503340	113	5032066	93	5351035	87	5900223	42	7010432	89
4120109	106	4503405	111	5040353	50	5360235	85	5900323	42	7010450	89
4120110	106	4503440	113	5040354	50	5360235	85	5900423	42	7010532	89
4120111	106	4503501	111	5040853	50	5362035	85	5900623	42	7010550	89
4120112	106	4503505	111	5040854	50	5362039	86	5900823	42	7011032	89
4120113	106	4503540	113	5041253	50	5364035	85	5901400	85	7011050	89
4120114	106	4503640	113	5041254	50	5365035	85	5901500	85	7012032	89
4120115	106	4503840	113	5041453	50	5370135	89	5901600	85	7012050	89
4120116	106	4503940	113	5041454	50	5370335	89	5901700	85	7012080	89
4120117	106	4504040	113	5041653	50	5372035	89	5901800	85	7013032	89
4120118	106	4505150	91	5041654	50	5373035	89	6010232	87	7013050	89
4120119	106	4505250	91	5050223	6	5411135	81	6010250	87	7014032	89
4120120	106	4505350	91	5050224	6	5411165	81	6010332	87	7022032	91
4120121	106	4505450	91	5050323	6	5411235	81	6010432	87	7052035	89
4120122	106	4505550	91	5050324	6	5411265	81	6010450	87	7500632	90
4120123	106	4505650	91	5050423	6	5411335	81	6011032	87	7500832	90
4120124	101	4514040	114	5050424	6	5411365	81	6011050	87	7501032	90
4120125	98	4514140	114	5050623	6	5411435	81	6012032	87	7501232	90
4120126	98	4514240	114	5050624	6	5411465	81	6012050	87	7501250	90
4120127	98	4514340	114	5050823	6	5411465	81	6014032	87	7501432	90
4120128	98	4514440	114	5050923	6	5411635	81	6015032	87	7501450	90
4120129	98	4514540	114	5051023	6	5431215	78	6020232	88	7501632	90
4120130	98	4520111	111	5051123	6	5431315	78	6020332	88	7501650	90
4120131	98	4520211	111	5051223	6	5431415	78	6020432	88	7501655	90
4120132	98	4520211	111	5051323	6	5440255	50	6020450	88	7651012	89
4120133	98	4520411	111	5051423	6	5440355	50	6020532	88	7651050	89
4120134	98	4520411	111	5051523	6						
4120135	98	4528510	116	5058003	94						
4120136	98	4528610	116								
4120137	98	4528710	116								
4120138	98	4528810	116								

PART NUMBER INDEX

7652012.....	89	8022355.....	55	8058205.....	39, 129	8417780.....	28	8451270.....	25	8497200.....	33
7700832.....	90	8022415.....	55	8058303.....	38, 109	8417800.....	28	8451300.....	19	8497280.....	33
7702532.....	90	8022430.....	55, 107-109	8058305.....	39, 129	8417880.....	28	8451350.....	24	8497400.....	33
7703532.....	90	8022455.....	55	8058403.....	38, 109	8417900.....	28	8451360.....	24	8497480.....	33
7703550.....	90	8022615.....	55	8058405.....	39, 129	8417980.....	28	8451370.....	25	8497600.....	33
7704032.....	90	8022630.....	55	8058503.....	38, 109	8418000.....	28	8451400.....	19	8497680.....	33
7705032.....	90	8022655.....	55	8058505.....	39, 129	8418100.....	29	8451450.....	24	8497700.....	33
7900435.....	100	8022855.....	55	8058603.....	38	8418200.....	29	8451460.....	24	8497780.....	33
7900635.....	100	8023215.....	96	8058605.....	39, 129	8418280.....	29	8451470.....	25	8497800.....	33
7900835.....	100	8023230.....	96, 107-109	8058703.....	38	8418400.....	29	8451500.....	19	8497900.....	33
7900935.....	100	8023235.....	96	8058705.....	39, 129	8418480.....	29	8451600.....	19	8498000.....	34
7901035.....	100	8023315.....	96	8058803.....	38	8418600.....	29	8451700.....	19	8498100.....	34
7901435.....	100	8023330.....	96, 107-109	8058805.....	39, 129	8418680.....	29	8451800.....	19	8498200.....	34
7901735.....	100	8023335.....	96	8058903.....	38	8418700.....	29	8451900.....	19	8498280.....	34
7901835.....	100	8023415.....	96	8058905.....	39, 129	8418780.....	29	8452100.....	23	8498400.....	34
7902735.....	100	8023430.....	96, 107-109	8059003.....	38	8418800.....	29	8452110.....	22	8498480.....	34
7904335.....	100	8023435.....	96	8059005.....	39, 129	8418880.....	29	8452200.....	23	8498600.....	34
7906335.....	100	8023490.....	97	8059103.....	38	8418900.....	29	8452210.....	22	8498680.....	34
7906635.....	100	8023615.....	96	8059105.....	39, 129	8418980.....	29	8452300.....	23	8498780.....	34
7911035.....	100	8023630.....	96	8059203.....	38	8420100.....	30	8452310.....	22	8498800.....	34
7949835.....	100	8023635.....	96	8059205.....	39, 129	8420200.....	30	8452400.....	23	8498900.....	34
7952635.....	100	8024215.....	55	8059305.....	39, 129	8420400.....	30	8452410.....	22	8499100.....	35
7953235.....	100	8024315.....	55	8059403.....	38	8420600.....	30	8452500.....	23	8499200.....	35
7962935.....	100	8024415.....	55	8059405.....	39, 129	8420700.....	30	8452510.....	22	8499280.....	35
7983535.....	72	8024615.....	55	8059503.....	38	8420720.....	30	8452600.....	23	8499400.....	35
7983735.....	72	8024815.....	55	8059505.....	39, 129	8427120.....	30	8452610.....	22	8499480.....	35
7983935.....	72	8025230.....	96	8060005.....	98	8427220.....	30	8452700.....	23	8499600.....	35
7990435.....	100	8025235.....	96	8060105.....	98	8427280.....	30	8452710.....	22	8499680.....	35
7990635.....	100	8025330.....	96	8060205.....	98	8427420.....	30	8452800.....	23	8499700.....	35
7990835.....	100	8025335.....	96	8060305.....	98	8427480.....	30	8452810.....	22	8499780.....	35
7990935.....	100	8025430.....	96	8060505.....	98	8427620.....	30	8452900.....	27	8499800.....	35
7991035.....	100	8025435.....	96	8060605.....	98	8427680.....	30	8452999.....	36	8499900.....	35
7991435.....	100	8025630.....	96	8060705.....	98	8427720.....	30	8453000.....	27	8605182.....	52
7991735.....	100	8025635.....	96	8060805.....	98	8427780.....	30	8453060.....	27	8605310.....	85
7992635.....	100	8027235.....	97, 109	8060905.....	98	8427820.....	30	8453099.....	36	8605734.....	73
7992735.....	100	8027435.....	97, 107-109	8061005.....	98	8427880.....	30	8453100.....	27	8605739.....	85
7992935.....	100	8027635.....	97	8061105.....	98	8427920.....	30	8453180.....	27	8605951.....	85
7993235.....	100	8030125.....	98	8061205.....	98	8427980.....	30	8453199.....	36	8606374.....	85
7993535.....	72	8030135.....	98	8061305.....	98	8428100.....	31	8453210.....	27	8606630.....	73
7993735.....	72	8030225.....	98	8153055.....	56	8428200.....	31	8453260.....	27	8607006.....	73
7993935.....	72	8030235.....	98	8153155.....	56	8428262.....	36	8453280.....	27	8607280.....	72
7996335.....	100	8030325.....	98	8153255.....	56	8428280.....	31	8453299.....	36	8607617.....	52
7996635.....	100	8030335.....	98	8153355.....	56	8428400.....	31	8453300.....	27	8607630.....	52
7999835.....	100	8034225.....	98	8153455.....	56	8428462.....	36	8453360.....	27	8607867.....	72
8008450.....	55	8034235.....	98	8170241.....	127	8428480.....	31	8453380.....	27	8607894.....	73
8008650.....	55	8034425.....	98	8170341.....	127	8428610.....	31	8453399.....	36	8607903.....	73
8011230.....	97	8034435.....	98	8170441.....	127	8428662.....	36	8453400.....	27	8610004.....	73
8011235.....	97	8034625.....	98	8170541.....	127	8428680.....	31	8453460.....	27	8610005.....	73
8011330.....	97	8034630.....	98	8170641.....	127	8428710.....	31	8453480.....	27	8610107.....	52
8011335.....	97	8040115.....	99	8170741.....	127	8428762.....	36	8453499.....	36	8610327.....	121
8011430.....	97	8040140.....	99	8170841.....	127	8428780.....	31	8453510.....	27	8610503.....	52
8011435.....	97	8040215.....	99	8170941.....	127	8428810.....	31	8453580.....	27	8610818.....	85
8011630.....	97	8040235.....	99	8171241.....	127	8428862.....	36	8453589.....	36	8610833.....	124
8011635.....	97	8040315.....	99	8171341.....	127	8428880.....	31	8453610.....	27	8610956.....	72
8013230.....	96	8040335.....	99	8171441.....	127	8428910.....	31	8453680.....	27	8611013.....	73
8013235.....	96	8040415.....	99	8171541.....	127	8428962.....	36	8453699.....	36	8611029.....	72
8013330.....	96	8040440.....	99	8171641.....	127	8428980.....	31	8453700.....	27	8611255.....	133
8013335.....	96	8040615.....	99	8171741.....	127	8429100.....	31	8453780.....	27	8611517.....	93
8013430.....	96	8040630.....	99	8171841.....	127	8429105.....	36	8453789.....	36	8611559.....	72
8013435.....	96	8050215.....	99	8171941.....	127	8429200.....	31	8453799.....	36	8612055.....	120
8013630.....	96	8050315.....	99	8370841.....	133	8429205.....	36	8453899.....	36	8612056.....	120
8013635.....	96	8050415.....	99	8371241.....	133	8429225.....	36	8477200.....	32	8612057.....	120
8015266.....	56, 109	8050615.....	99	8410077.....	36	8429400.....	31	8477280.....	32	8612058.....	120
8015275.....	56	8053755.....	27	8410177.....	36	8429405.....	36	8477400.....	32	8612059.....	120
8015366.....	56, 107-109	8053855.....	27	8410199.....	36	8429425.....	36	8477480.....	32	8612060.....	120
8015375.....	56	8055435.....	38	8410277.....	36	8429620.....	31	8477600.....	32	8612061.....	120
8015466.....	56, 107-109	8055535.....	38	8410299.....	36	8429625.....	36	8477680.....	32	8612062.....	120
8015475.....	56	8056035.....	99	8410377.....	36	8429720.....	31	8477700.....	32	8612063.....	120
8015666.....	56	8056135.....	99	8410477.....	36	8429725.....	36	8477780.....	32	8612108.....	120
8015675.....	56	8056235.....	99	8410499.....	36	8429800.....	31	8477800.....	32	8612109.....	120
8015875.....	56	8056335.....	99	8410577.....	36	8428805.....	36	8477880.....	32	8612110.....	120
8016266.....	96, 107-109	8056435.....	99	8410599.....	36	8429900.....	31	8490199.....	36	8612111.....	120
8016275.....	96	8056635.....	99	8410677.....	36	8429905.....	36	8490299.....	36	8612112.....	120
8016366.....	96, 107-109	8057230.....	56, 109	8410699.....	36	8451000.....	19	8490399.....	36	8612113.....	120
8016375.....	96	8057235.....	56	8410799.....	36	8451050.....	24	8490499.....	36	8612114.....	120
8016466.....	96, 107-109	8057430.....	56, 107-109	8410899.....	36	8451060.....	24	8490599.....	36	8612115.....	120
8016475.....	96	8057435.....	56	8417100.....	28	8451070.....	25	8491100.....	35	8612116.....	120
8016666.....	96	8057530.....	56	8417200.....	28	8451100.....	19	8491200.....	35	8612117.....	120
8016675.....	96	8057630.....	56	8417280.....	28	8451150.....	24	8491400.....	35	8612118.....	120
8022215.....	55	8057635.....	56	8417400.....	28	8451160.....	24	8491600.....	35	8612119.....	120
8022230.....	55, 109	8058005.....	39, 129	8417480.....	28	8451170.....	25	8491700.....	35	8612120.....	120
8022255.....	55	8058103.....	38	8417600.....	28	8451200.....	19	8491800.....	35	8612121.....	120
8022315.....	55	8058105.....	39, 129	8417680.....	28	8451250.....	24	8491900.....	35	8612122.....	120
8022330.....	55, 107-109	8058203.....	38	8417700.....	28	8451260.....	24	8497100.....	33	8612123.....	120

PART NUMBER INDEX

8612124.....	120	440840403.....	99, 128	574411218.....	73	598750072.....	31	4416640.....	101	CC1412.....	61
8612125.....	120	440840503.....	99, 128	574480818.....	73	598750073.....	31	4416740.....	101	CC1612.....	61
8612126.....	120	440840603.....	99, 128	574481018.....	73	598750075.....	31	4418638.....	114	CC1616.....	61
8612127.....	120	440840802.....	99, 128	574481424.....	73	598750076.....	31	4418685.....	114	CC1815.....	61
8612128.....	120	440900003.....	38	574481624.....	73	598800084.....	29	4418738.....	114	CC1885.....	61
8612129.....	120	440900009.....	38	592202051.....	30	598800085.....	29	4418785.....	114	CC2002.....	71
8612130.....	120	460114011.....	86	592202077.....	30	598800180.....	29	4424038.....	114	CC2003.....	71
8612131.....	120	460144003.....	86	592202078.....	30	598800181.....	29	4424138.....	114	CC2004.....	71
8612133.....	120	460144008.....	86	592202079.....	30	598800182.....	29	4431540.....	103	CC2005.....	71
8612134.....	120	500110401.....	121	592252072.....	30	598800183.....	29	4432440.....	103	CC2029.....	62
8612135.....	120	500110402.....	121	592252073.....	30	598800184.....	29	4432840.....	103	CC2059.....	62
8612253.....	52	500110501.....	121	592252075.....	30	598850080.....	29	4432940.....	103	CC2079.....	62
8612312.....	130	500110502.....	121	592252076.....	30	598850081.....	29	4433040.....	103	CC2082.....	62
8612325.....	72	500110631.....	121	592300180.....	28	598850082.....	29	4433340.....	102	CC2083.....	62
8612424.....	73	500110632.....	121	592300181.....	28	598850083.....	29	4434040.....	101	CC2085.....	62
8612449.....	52	500110701.....	121	592300182.....	28	598900136.....	37	4434140.....	103	CC2094.....	62
8612476.....	133	500110702.....	121	592300183.....	28	598900137.....	37	4435940.....	101	CC2095.....	62
8612486.....	73	500110801.....	121	592300184.....	28	598900236.....	37	4437140.....	103	CC2557.....	62
8612535.....	73	500110802.....	121	592303084.....	28	598900237.....	37	4530010.....	113	CC2574.....	70
8612621.....	117	500110902.....	121	592303085.....	28	598900332.....	37	4530210.....	113	CC2575.....	70
8612646.....	93	500140401.....	121	592303086.....	28	598900333.....	37	4530220.....	113	CC2576.....	70
8640210.....	72	500140402.....	121	592303088.....	28	598900334.....	37	4530335.....	113	CC2578.....	70
8650130.....	72	500140501.....	121	592353080.....	28	598900335.....	37	4530345.....	113	CC2579.....	70
8650240.....	72	500140502.....	121	592353081.....	28	598900336.....	37	4530360.....	113	CC2627.....	62
8666230.....	72	500140611.....	132	592353082.....	28	598950132.....	37	8011275.....	97	CC2630.....	62
8666250.....	72	500140612.....	132	592353083.....	28	598950133.....	37	8011375.....	97	CC2640.....	62
8671115.....	72	500140631.....	121	592404502.....	32	598950134.....	37	8011475.....	97	CC2827.....	62
8810015.....	18	500140632.....	121	592404503.....	32	598950135.....	37	8011675.....	97	CC2830.....	62
41200990.....	106	500140650.....	130	592404504.....	32	598950232.....	37	8025215.....	96	CC3030.....	63
250320201.....	91	500140701.....	121	592404505.....	32	598950233.....	37	8025315.....	96	CC3626.....	63
250321001.....	91	500140702.....	121	592454498.....	32	598950234.....	37	8025415.....	96	CC3629.....	63
250324001.....	91	500140801.....	121	592454499.....	32	598950235.....	37	8025615.....	96	CC3712.....	65
250325001.....	91	500140802.....	121	592454500.....	32	599100026.....	26	8063005.....	39	CC3716.....	65
400100431.....	122	500140812.....	132	592454501.....	32	599100028.....	26	8063105.....	39	CC3720.....	65
400100432.....	122	500140850.....	130	594200400.....	26	599401201.....	23	8063205.....	39	CC3812.....	65
400100501.....	122	500140902.....	121	594200601.....	26	599401401.....	23	8063305.....	39	CC3816.....	65
400100502.....	122	500141050.....	130	594200801.....	26	599401601.....	23	8063405.....	39	CC3820.....	65
400100601.....	122	500141052.....	130	594201001.....	26	599402001.....	23	8063505.....	39	CC4027.....	63
400100602.....	122	500141150.....	130	594201201.....	26	599450401.....	23	8063605.....	39	CC4030.....	63
400100801.....	122	500151002.....	133	594300403.....	37	599450601.....	23	8063705.....	39	CC4060.....	63
400100802.....	122	500152002.....	133	594300404.....	37	599450801.....	23	8063805.....	39	CC4127.....	63
400101032.....	122	500191733.....	121	594300603.....	37	599451001.....	23	8063905.....	39	CC4130.....	63
400101232.....	122	500191734.....	121	594300604.....	37	599800086.....	29	8064005.....	39	CC4227.....	64
400140431.....	122	500191735.....	121	594300803.....	37	599900402.....	37	8064105.....	39	CC4230.....	64
400140432.....	122	500191736.....	121	594300804.....	37	599900403.....	37	8064205.....	39	CC4527.....	64
400140501.....	122	501310501.....	121	594301003.....	37	599900404.....	37	8064305.....	39	CC4530.....	64
400140502.....	122	501340401.....	121	594301004.....	37	599900405.....	37	8064405.....	39	CC4560.....	64
400140601.....	122	501340501.....	121	594301203.....	37	599900406.....	37	8064505.....	39	CC4603.....	64
400140602.....	122	520140401.....	119	594301204.....	37	599900407.....	37	8065005.....	98	CC4605.....	64
400140801.....	122	520140402.....	119	598100024.....	26	599900408.....	37	8065105.....	98	CC4686.....	64
400140802.....	122	520140501.....	119	598100025.....	26	599900410.....	37	8065205.....	98	CC4730.....	64
400141032.....	122	520140502.....	119	598150020.....	26	599920003.....	38	8065305.....	98	CC4783.....	64
400141232.....	122	520140601.....	119	598150021.....	26	600140431.....	125	8065405.....	98	CC5010.....	74
400191733.....	123	520140602.....	119	598150022.....	26	600140432.....	125	8065505.....	98	CC5015.....	74
400191734.....	123	520140692.....	131	598150023.....	26	600140502.....	125	8065605.....	98	CC5016.....	74
400191735.....	123	520140792.....	131	598200502.....	33	600140602.....	125	8065705.....	98	CC5018.....	74
400191736.....	123	520140892.....	131	598200503.....	33	700140401.....	124	8065805.....	98	CC5019.....	74
401100601.....	122	520140992.....	131	598250498.....	33	700140402.....	124	8065905.....	98	CC5050.....	76
401100801.....	122	520141092.....	131	598250499.....	33	700140501.....	124	8066005.....	98	CC5150.....	76
401140431.....	122	520141292.....	131	598250500.....	33	700140502.....	124	8066105.....	98	CC5200.....	75
401140501.....	122	521340401.....	119	598250501.....	33	700140631.....	124	8810003.....	18	CC5212.....	75
401340601.....	121	537101600.....	14	598300015.....	26	700140632.....	124	8810005.....	18	CC5225.....	75
402080302.....	126	537101610.....	14	598300022.....	20	700191732.....	124	8810014.....	18	CC5238.....	75
402080402.....	126	537101620.....	14	598300025.....	20	700191733.....	124	8810024.....	18	CC5239.....	75
402080502.....	126	537101630.....	14	598300030.....	20	700191734.....	124	8810025.....	18	CC5505.....	68
406940304.....	126	537102000.....	14	598300034.....	20	701340801.....	124	8810029.....	18	CC5506.....	68
406940405.....	126	537102010.....	14	598300036.....	20	4410740.....	101	8810030.....	18	CC5620.....	68
406940506.....	126	537102020.....	14	598300038.....	20	4410840.....	101	8810034.....	18	CC5626.....	68
406980324.....	126	537102030.....	14	598300047.....	20	4411140.....	101	8810035.....	18	CC5630.....	68
406980405.....	126	537301000.....	14	598300048.....	20	4411240.....	101	8810039.....	18	CC5634.....	68
406980425.....	126	537301200.....	14	598300049.....	20	4411540.....	101	8810040.....	18	CC5635.....	68
406980506.....	126	537301400.....	14	598300052.....	20	4411640.....	101	CAN038.....	21	CC5642.....	68
406980526.....	126	537301600.....	14	598310006.....	20	4411840.....	101	CAN050.....	21	CC5647.....	76
410140402.....	123	537302000.....	14	598350001.....	20	4412040.....	101	CAN069.....	21	CC5649.....	76
410140502.....	123	550110601.....	132	598350002.....	20	4412640.....	101	CAN081.....	21	CC5656.....	68
410140602.....	123	550110603.....	132	598350003.....	20	4412740.....	101	CAN094.....	21	CC5680.....	68
410140802.....	123	550110802.....	132	598350004.....	20	4413138.....	114	CAN106.....	21	CC5681.....	69
411140402.....	123	550110803.....	132	598350005.....	20	4413238.....	114	CAN125.....	21	CC5681R.....	69
411140502.....	123	550111002.....	132	598350011.....	26	4413338.....	114	CAN150.....	21	CC5682.....	69
411140602.....	123	550111003.....	132	598350012.....	26	4415940.....	101	CAN175.....	21	CC5684.....	69
440242442.....	128	560141301.....	130	598350013.....	26	4416140.....	101	CAN200.....	21	CC5695.....	68
440242443.....	128	574280818.....	73	598350014.....	26	4416240.....	101	CAN225.....	21	CC5707.....	65
440242445.....	128	574281018.....	73	598700077.....	31	4416340.....	101	CC1116.....	61	CC5725.....	65
440640011.....	127	574281218.....	73	598700078.....	31	4416540.....	101	CC1120.....	61	CC5820.....	67

PART NUMBER INDEX

CC5822.....67	H0116-0400.....84	H2698-0550.....92	H4345-0615.....113	JBA031.....40	SHA1500.....40
CC5850.....66	H0116-0411.....84	H2698-0552.....92	H4345-0715.....113	JBA038.....40	SHA1750.....40
CC5854.....66	H0116-0415.....84	H2698-0554.....92	H4345-0815.....113	JBA050.....40	SHA2000.....40
CC5860.....66	H0116-0500.....84	H2698-0555.....92	H4345-0915.....113	JBA063.....40	SHS025.....44
CC5864.....66	H0116-0511.....84	H2914-0812.....117	H4345-1015.....113	JBA075.....40	SHS038.....44
CC5900.....67	H0116-0515.....84	H3132-5205.....54	H4345-1115.....113	JBA088.....40	SHS050.....44
CC5906.....67	H0116-0600.....84	H3132-5605.....54	H4345-1215.....113	JBA100.....40	SHS063.....44
CC5955.....67	H0116-0611.....84	H3140-5205.....54	H4345-1315.....113	JBA113.....40	SHS075.....44
CC5965.....67	H0116-0615.....84	H3140-5605.....54	H4920-1200.....117	JBA125.....40	SHS088.....44
CC8199.....69	H0116-0800.....84	H3226-5020.....53	H4924-1261.....117	JBA138.....40	SHS100.....44
CC8409.....69	H0116-0811.....84	H3226-5120.....53	H4925-2461.....117	JCA031.....40	SHS2L.....45
CC8415.....69	H0116-0815.....84	H3226-5220.....53, 106	H4927-2730.....117	JCA038.....40	SHS3L.....45
CC8421.....69	H0117-0300.....82	H3226-5320.....54	H4927-3030.....117	JCA050.....40	SHS4L.....45
CC8431.....69	H0117-0311.....82	H3226-5420.....53	H5023-4152.....106	JCA063.....40	SHS5L.....45
CC8441.....69	H0117-0315.....82	H3226-5520.....53	H5023-4252.....106	JCA075.....40	SMA028.....22
CC92130.....66	H0117-0400.....82	H3226-5580.....54	H5121-4158.....59, 106	JCA088.....40	SMA038.....22
CC92132.....66	H0117-0411.....82	H3226-5620.....53, 106	H5121-4258.....59	JCA100.....40	SMA050.....22
CS031.....43	H0117-0415.....82	H3226-5680.....54	H5121-4458.....59	JCA113.....40	SMA063.....22
CS038.....43	H0117-0500.....82	H3226-5720.....53	H5123-4052.....59	JCA125.....40	SMA075.....22
CS044.....43	H0117-0511.....82	H3226-5820.....53	H5123-4152.....59, 106	JCA138.....40	SMA088.....22
CS050.....43	H0117-0515.....82	H3226-5920.....53	H5123-4252.....59, 106	OMA041.....18	SMA100.....22
CS063.....43	H0117-0600.....82	H3226-6020.....53	H5123-4452.....59	OMA200.....18	SMA125.....22
FSA050.....41	H0117-0611.....82	H3226-6120.....53	H5125-0658.....58, 106	OMA200P.....18	SMS019.....44
FSA050S.....41	H0117-0615.....82	H3226-6220.....53	H5125-0858.....58, 106	OMA225.....18	SMS025.....44
FSA063.....41	H0117-0800.....82	H3240-5020.....53	H5125-0958.....58	OMA225P.....18	SMS038.....44
FSA063S.....41	H0117-0811.....82	H3240-5120.....53	H5250-0658.....60	OMA250.....18	SMS050.....44
FSA075.....41	H0117-0815.....82	H3240-5220.....53	H5250-4252.....60	OMA275.....18	SMS063.....44
FSA075S.....41	H0210-0405.....80, 109	H3240-5320.....53	H8224-0240.....104	OMS038.....43	SWS2L.....45
FSA081.....41	H0210-0411.....80	H3240-5420.....53	H8224-0340.....104	OMS050.....43	SWS3L.....45
FSA081S.....41	H0210-0505.....80, 109	H3240-5520.....53	H8224-0440.....104	OMS063.....43	SWS4L.....45
FSA100.....41	H0210-0511.....80	H3240-5580.....54	H8224-0540.....104	OMS075.....43	SWS5L.....45
FSA100S.....41	H0210-0605.....80, 109	H3240-5620.....53	H8224-0640.....104	OMS100.....43	
FSA113.....41	H0210-0611.....80	H3240-5680.....54	H8224-0840.....104	OMS125.....43	
FSA113S.....41	H0210-0805.....80	H3240-5720.....53	H8624-0340.....104	OMS150.....43	
FSA125.....41	H0214-0500.....80	H3240-5820.....53	H8624-0440.....104	PHA028.....41	
FSA125S.....41	H0214-0600.....80	H3240-5920.....53	H8624-0540.....104	PHA038.....41	
FSA150.....41	H0214-0800.....80	H3240-6020.....53	H8624-0640.....104	PHA050.....41	
H0107-0311.....83	H0216-0400.....80	H3240-6120.....53	H8624-0840.....104	PHA063.....41	
H0107-0411.....83	H0216-0415.....80	H3240-6220.....53	H8624-0940.....104	PHA075.....41	
H0107-0511.....83	H0216-0500.....80	H3275-5220.....54, 106	H8624-1040.....104	PHA088.....41	
H0107-0611.....83	H0216-0515.....80	H3275-5620.....54, 106	H8624-1140.....104	PMA050.....21	
H0110-0211.....83	H0216-0600.....80	H3334-5524.....53	H8624-1240.....104	PMA063.....21	
H0110-0215.....83	H0216-0615.....80	H3334-5624.....53	H8724-0340.....104	PMA075.....21	
H0110-0300.....83	H0216-0800.....80	H3334-6124.....53	H8724-0440.....104	PMA100.....21	
H0110-0311.....83, 107-108	H0216-0815.....80	H3334-6224.....53	H8724-0540.....104	PMA125.....21	
H0110-0315.....83	H0310-0420.....51, 109	H3340-5524.....53	H8724-0640.....104	PMA150.....21	
H0110-0400.....83	H0310-0520.....51, 107-109	H3340-5624.....53	H8724-0840.....104	PMA175.....21	
H0110-0411.....83, 107-108	H0310-0620.....51, 107-109	H3340-6124.....53	H8924-0340.....104	PMA200.....21	
H0110-0415.....83	H0314-0420.....51	H3340-6224.....53	H8924-0440.....104	PMS038.....43	
H0110-0500.....83	H0314-0520.....51	H3629-0014.....114	H8924-0540.....104	PMS050.....43	
H0110-0511.....83, 107-108	H0314-0620.....51	H3629-0114.....114	H8924-0640.....104	PMS063.....43	
H0110-0515.....83	H0314-0820.....51	H3629-0214.....114	H8924-0840.....104	PMS075.....43	
H0110-0600.....83	H0316-0420.....51	H3629-0314.....114	H9626-0824.....129	PMS100.....43	
H0110-0611.....83, 107-108	H0316-0520.....51	H3629-0414.....114	H9626-0924.....129	PMS125.....43	
H0110-0615.....83	H0316-0620.....51	H3629-0514.....114	H9626-1024.....129	PMS150.....43	
H0110-0800.....83	H0316-0820.....51	H3629-0614.....114	H9626-1124.....129	RMA050.....21	
H0110-0811.....83	H0316-0920.....51	H3728-0014.....114	H9626-1224.....129	RMA063.....21	
H0110-0815.....83	H0317-0420.....51	H3728-0114.....114	H9800-0400.....107	RMA075.....21	
H0111-0211.....82	H0317-0520.....51	H3728-0214.....114	H9800-0450.....108	RMA088.....21	
H0111-0311.....82	H0317-0620.....51	H3728-0314.....114	H9800-0460.....109	RMA100.....21	
H0111-0411.....82	H0317-0820.....51	H3728-0414.....114	H9830-0224.....108-109	RMA125.....21	
H0111-0511.....82	H0520-2111.....87	H3728-0514.....114	H9830-0230.....108-109	RMA150.....21	
H0111-0611.....82	H0608-2111.....88	H3728-0614.....114	H9850-0128.....108-109	RMA175.....21	
H0114-0215.....84	H0608-2411.....88	H3808-0211.....111	H9850-0130.....108-109	RMA200.....21	
H0114-0300.....84	H0610-2111.....88	H3808-0311.....111	H9850-0500.....107-109	RMS038.....44	
H0114-0311.....84	H0708-2411.....87	H3808-0411.....111	H9850-0915.....108-109	RMS050.....44	
H0114-0315.....84	H0710-2111.....87	H3808-0511.....111	H9850-9999.....107-109	RMS063.....44	
H0114-0400.....84	H0710-2411.....87	H3808-0611.....111	HT4502.....71	RMS075.....44	
H0114-0411.....84	H0807-2111.....86	H4008-0011.....111	HT4504.....71	RMS100.....44	
H0114-0415.....84	H0810-2111.....85	H4008-0111.....111	IS04000.....46	RMS125.....44	
H0114-0500.....84	H0910-2111.....88	H4008-0211.....111	IS08000.....46	RMS150.....44	
H0114-0511.....84	H2014-0400.....80	H4230-0415.....115	IS12000.....46	SFS050.....45	
H0114-0515.....84	H2612-0450.....92	H4230-0515.....115	IS20000.....46	SFS063.....45	
H0114-0600.....84	H2612-0452.....92	H4230-0615.....115	IS40000.....46	SFS075.....45	
H0114-0611.....84	H2612-0454.....92	H4230-0715.....115	JAA031.....40	SFS100.....45	
H0114-0615.....84	H2612-0455.....92	H4230-0815.....115	JAA038.....40	SFS125.....45	
H0114-0811.....84	H2612-0550.....92	H4230-0915.....115	JAA050.....40	SHA0312.....40	
H0114-0815.....84	H2612-0552.....92	H4230-1015.....115	JAA063.....40	SHA0375.....40	
H0115-0411.....82	H2612-0554.....92	H4230-1115.....115	JAA075.....40	SHA0500.....40	
H0115-0511.....82	H2612-0555.....92	H4230-1215.....115	JAA088.....40	SHA0625.....40	
H0115-0611.....82	H2698-0450.....92	H4345-0215.....113	JAA100.....40	SHA0750.....40	
H0116-0300.....84	H2698-0452.....92	H4345-0315.....113	JAA113.....40	SHA0875.....40	
H0116-0311.....84	H2698-0454.....92	H4345-0415.....113	JAA125.....40	SHA1000.....40	
H0116-0315.....84	H2698-0455.....92	H4345-0515.....113	JAA175.....40	SHA1250.....40	



Headquarters:

Winona, Minnesota

PH: 800-873-1916 | FAX: 800-356-1149

Custom Lifting Device Manufacturing:

Mount Pleasant, Pennsylvania

PH: 800-395-2445 | FAX: 800-997-3192

South Holland, Illinois

PH: 800-334-5643 | FAX: 800-334-5643

Distribution Centers:

Clackamas, Oregon

PH: 800-547-6806 | FAX: 800-468-4430

Reno, Nevada

Dallas, Texas

Necedah, Wisconsin

Warranty:

The goods sold in this catalog are warranted free from defects in workmanship and materials for 12 months from the ship date.

Disclaimer of warranties:

No other warranty, express or implied, including the implied warranty of merchantability or fitness for particular purpose, is given and no affirmation of Peerless Industrial Group, by words or action, shall constitute a warranty. Peerless Industrial Group will not pay any claim for labor on any of its products or for delays or damages by reason on their use.

Buyer's Remedies:

Buyer's sole remedy for breach of any warranty is limited exclusively to obtaining, at the discretion of Peerless Industrial Group, either repair or replacement of any product sold hereunder and manufactured by Peerless Industrial Group. In no event shall Peerless Industrial Group be liable for any incidental or consequential damages. Buyer must notify Peerless Industrial Group, in writing, within 10 days of discovery of the alleged defect, if within the warranty period stated above. After receiving authorization from Peerless Industrial Group, product shall be returned to the Peerless Industrial Group plant, transportation prepaid, within 30 days.

Return Goods Policy: Items purchased from this catalog are returnable ONLY when pre-authorized by a Peerless Industrial Group Customer Service Representative, who will issue a Return Authorization Number. This number must be displayed PROMINENTLY on the return material shipping containers AND the carrier's freight bill. UNAUTHORIZED SHIPMENTS WILL BE REFUSED AND RETURNED AT THE SENDER'S EXPENSE. All authorized returns must be sent prepaid to Winona, MN, South Holland, IL, Mount Pleasant, PA, or Clackamas OR, and are subject to restocking and repackaging charges. Any product not returned in original saleable condition will be subject to an additional reconditioning charge.

Claims and Shortages: Peerless is willing to assist you in collecting claims for lost or damaged goods, however we are not responsible for collection of claims or replacement of merchandise. All requests for assistance must be accompanied by a copy of the freight bill noting the shortage or damage and signed by the delivering carrier's driver. All requests made to Peerless Industrial Group must be received within 30 days of date of delivery.

Minimum Invoice: The minimum invoice allowed is \$100.

A \$10 charge will be applied to any invoice below this amount.



Peerless Industrial Group, Inc.

1416 East Sanborn • Winona, MN 55987-0349

www.peerlesschain.com • custserv@peerlesschain.com

Specifications are subject to change without notice.

© 27.12 Copyright 2022 Peerless Chain Company. All Rights Reserved. No part of this publication may be reproduced in any form by any means without prior written permission.



Peerless Academy

Peerless Academy is a day and a half course designed for salespeople to increase their knowledge of the features and benefits of the Peerless products. This class covers materials and information from the six product categories that Peerless offers, and includes an in depth plant tour with visual applications showing each attendee the process of chain making.

If you are a Peerless Distributor and interested in learning more about this opportunity, contact your Peerless Sales Representative.



For Below-the-Hook & Material Handling and Traction product information, please see the corresponding catalogs:

Below-the-Hook & Material Handling Equipment (27.15)

- Lifting Beams
- Spreader Beams
- Roll Lifters
- Coil Lifters
- Tongs
- Sheet Lifters
- Pallet Lifters
- Fork Truck Accessories
- Material Handling

Traction Products & Technical Guide (27.76)

- Cable Chain - featuring our Z[®] products
- Link Chain - Auto-Trac™ to Square Rod Truck Chain
- Tractor Link Chain
- OTR Chain
- And more!

Visit Us Online:

www.peerlesschain.com | 800.873.1916

